



University of HUDDERSFIELD

University of Huddersfield Repository

Byroms, Richard

William Fairbairn - experimental engineer and mill-builder

Original Citation

Byroms, Richard (2015) William Fairbairn - experimental engineer and mill-builder. Doctoral thesis, University of Huddersfield.

This version is available at <http://eprints.hud.ac.uk/id/eprint/26441/>

The University Repository is a digital collection of the research output of the University, available on Open Access. Copyright and Moral Rights for the items on this site are retained by the individual author and/or other copyright owners. Users may access full items free of charge; copies of full text items generally can be reproduced, displayed or performed and given to third parties in any format or medium for personal research or study, educational or not-for-profit purposes without prior permission or charge, provided:

- The authors, title and full bibliographic details is credited in any copy;
- A hyperlink and/or URL is included for the original metadata page; and
- The content is not changed in any way.

For more information, including our policy and submission procedure, please contact the Repository Team at: E.mailbox@hud.ac.uk.

<http://eprints.hud.ac.uk/>

William Fairbairn
- experimental engineer and mill-builder

Richard Byrom

A thesis submitted to the University of Huddersfield
in partial fulfilment of the requirements for
the degree of Doctor of Philosophy

October 2015

Abstract.

William Fairbairn – experimental engineer and mill-builder

William Fairbairn was a major engineer, active in many branches of mid-nineteenth-century engineering. From an apprenticeship as a colliery millwright, he went on to establish a world-class engineering business in Manchester, playing a major role in mill-building, experimental engineering, bridge construction and iron shipbuilding. Despite his importance there is no modern study which brings together the many diverse areas of his work, and the company he founded, nor does any study give adequate emphasis to the discrete and different chronological phases of Fairbairn's career.

The thesis aims to provide a composite study of Fairbairn's life and work, answering three main questions. First, how is the rise of Fairbairn and his Company to positions of leadership and influence within the engineering industry accounted for? Secondly, in what respects were both Fairbairn and the Company he founded important and influential, and how was that influence spread? Thirdly what caused one of the most successful engineering companies, with a global reputation, to cease to trade within a year of its founder's death? The opportunity is taken to re-assess the range and significance of Fairbairn's contributions to nineteenth-century engineering.

This thesis argues that Fairbairn was more an 'innovator' and optimiser than an inventor. Five areas stand out as particularly influential amongst the multiplicity of his achievements, as a builder of mills with their prime-movers, as the foremost experimental engineer of his time outside the universities, as a leading iron shipbuilder during iron shipbuilding's most critical decade - 1835-1844, as a builder of tubular structures – bridges and cranes - during a two-decade window, and in connection with steam boilers.

The thesis shows education to have been a lifelong commitment of Fairbairn, with his Ancoats works the successor to Maudslay's 'nursery'. It also points to him as a transitional figure in a time of rapid change. However his career was unpredictable. No one model of technological innovation fits all Fairbairn's work, and his investigations and experiments challenge the imposition of any uniform theory of technological change.

Set-backs are identified, as well as Fairbairn's successes. Reasons are argued for the dissolution of his partnership with Lillie, the closure of his shipyard, and his failure to obtain various bridge commissions. The ultimate demise of a great engineering firm, within a year of its founder's death, is traced primarily to the matter of succession following Fairbairn's retirement from a managerial role, and the contrasting approach of his successors.

Copyright Statement

1. The author of this thesis (including appendices and schedules to this thesis) owns any copyright in it (the 'Copyright') and he has given The University of Huddersfield the right to use such Copyright for any administrative, promotional, educational and/or teaching purposes.
2. Copies of this thesis, either in full or in extracts, may be made only in accordance with the regulations of the University Library. Details of these regulations may be obtained from the Librarian. This page must form part of any such copies made.
3. The ownership of any patents, designs, trade marks and any and all other intellectual property rights except for the Copyright (the 'Intellectual Property Rights') and any reproductions of copyright works, for example graphs and tables ('Reproductions'), which may be described in this thesis, may not be owned by the author and may be owned by third parties. Such Intellectual Property Rights and Reproductions cannot and must not be made available for use without the prior written permission of the owner(s) of the relevant Intellectual Property Rights and/or Reproductions.

Acknowledgements

I am grateful to Derek Dearden for introducing me to William Fairbairn when I was an undergraduate and to John Archer for subsequent encouragement, at Manchester University School of Architecture.

I am pleased to acknowledge and record sincere thanks to my main supervisor throughout, Professor Martin Hewitt (with whom I migrated from MMU to Huddersfield), especially for the time he has given, in the midst of his own demanding work; also to Terry Wyke in the first year and Professor Keith Laybourn during the latter two years.

Many people have generously helped me in a host of ways, giving of their time and sharing their knowledge. I am deeply grateful to each and every one.

Contents

Abstract	2
Copyright Statement	3
Acknowledgements	3
Contents	4
Tables	7
Illustrations	7
Abbreviations used in Footnotes	9
Chapter 1 Introduction	11
1.1 Objective	11
Historiography	12
1.2 Secondary Literature relating to Fairbairn	12
1.3 Science and Technology	16
1.4 Invention, Innovation and Diffusion	19
1.5 Networks and Networking: Reformation and Enlightenment	22
1.6 Motivation	23
1.7 The Family Firm and the Matter of Succession	24
Sources	26
1.8 Works by Fairbairn	26
1.9 Biographical Material	28
1.10 Nineteenth-century Publications	31
1.11 Secondary Sources	32
1.12 Industrial Archaeology	33
Methodology	34
1.13 Approach	34
1.14 Structure	37
Chapter 2 The Engineering Background	41
2.1 Millwrights	41
2.2 Engineers	43
2.3 William Fairbairn: from Millwright to Engineer	45
2.4 Fairbairn on the Eighteenth-century Millwright	48
Chapter 3 Early Life	51
3.1 Introduction	51
3.2 Childhood, Schooling and early Employment	51
3.3 Apprentice Millwright	54
3.4 Paternalism and the Work Ethic	56
3.5 The Journeyman Years	58
3.6 Manchester	62
3.7 Restrictive Practices	63
3.8 Domestic Stability	65
3.9 Conclusion	68
Chapter 4 Fairbairn & Lillie: Partnership, 1817-1832	72
4.1 Introduction	72
4.2 Starting in Business	73
4.3 Premises, Finance, Machines and Men	75
4.4 Networks and Networking	78
4.5 Mills	85
<i>Cotton Mills: The Transmission of Power</i>	85

<i>Woollen Mills: The Testing of Beams</i>	91
<i>Silk Mills: Spinning Machinery</i>	92
<i>Corn Mills</i>	93
4.6 Waterwheels: Into Europe	93
4.7 Eaton Hodgkinson, Fairbairn's Lever & the Water Street Bridge	101
4.8 Dissolution	104
<i>The Forth & Clyde Canal</i>	104
<i>Egerton Cotton Mill</i>	108
4.9 Conclusion	110
Chapter 5 William Fairbairn: Sole Proprietor, 1832-1841	113
5.1 Introduction	113
5.2 Resources	115
5.3 Mill Buildings	118
5.4 Steam Engines and Boilers	126
5.5 Shipbuilding	134
5.6 Research, Reports and Papers	146
5.7 Conclusion	151
Chapter 6 William Fairbairn & Sons: Family Business 1842-1854	154
6.1 Introduction	154
6.2 A Family Business	155
6.3 Demise of the Millwall Shipyard	158
6.4 The Locomotive Department	161
6.5 Wm Fairbairn & Sons: Two National Events 1851-2	166
6.6 The Leading Mill Builder	170
<i>Saltaire – Heroic Yorkshire Woollen Mill</i>	172
<i>Single-storey Textile Mills</i>	174
<i>Enfield – Prototype of the Single-storey Automated Factory</i>	177
<i>Textile Mills on the Continent</i>	179
<i>Corn Mills</i>	181
6.7 Coal Mining: Engines, Elevators and Experiments	184
6.8 Conclusion	188
Chapter 7 Tubular Structures.	191
7.1 Introduction	191
7.2 Tubular Bridges	192
7.3 Tubular-Girder Bridges	203
7.4 Tubular Cranes – Icons of the Victorian Waterfront	216
7.5 Derivatives and Demise of the Fairbairn Crane	222
7.6 Conclusion	224
Epilogue to Chapter 7: Fairbairn Cranes and Orthopaedics	226
Chapter 8 Spreading Influence: Education, Fitters and Ancoats Alumni	230
8.1 Introduction	230
8.2 Educational Foundations	230
8.3 Fairbairn's Fitters and Erectors	235
8.4 Ancoats Alumni	240
8.5 Conclusion	249
Chapter 9 'Retirement' 1854-1874	251
9.1 Introduction	251
9.2 Challenge and Innovation: Bridges and Buildings	252
9.3 William Unwin	256

9.4 Research – The Experimental Engineer	259
9.5 Metal Fatigue	262
9.6 Boilers and Boiler Safety	266
9.7 Patents and Patent Law Reform	273
9.8 The British Association for the Advancement of Science	276
9.9 Spreading Influence: the Written Word	279
9.10 Looking Ahead: Submarine Cables, Steel and Aeronautics	281
9.11 The End of a Full Life	286
9.12 Conclusion	287
Chapter 10 Thomas Fairbairn and the Demise of a Great Business	289
10.1 Introduction	289
10.2 Exeat the Family	290
10.3 Art and Exhibitions	292
10.4 Set-backs and Opportunities: Thomas leaves Manchester	295
10.5 The Demise of the Locomotive Department	297
10.6 The Companies Act of 1862 & the Fairbairn Engineering Co Ltd	300
10.7 Gentrification in Hampshire	305
10.8 ‘Gentlemanly Capitalism’ and John Pender’s Companies	307
10.9 The Demise of the Fairbairn Engineering Company Limited	312
10.10 Conclusion	320
Chapter 11 Conclusion	324
<i>Ascendency</i>	325
<i>Influence</i>	328
<i>Demise</i>	332
<i>Summation</i>	334
Appendices	335
Appendix 4.1 The main Mills where William Fairbairn was involved	336
Appendix 4.2 Known Fairbairn Waterwheels	341
Appendix 5.1 Some Stationary Steam Engines built by Fairbairns	347
Appendix 5.2 Ships and Marine Engines built by Wm Fairbairn	352
Appendix 6.1 Summary of Fairbairn Locomotives	354
Appendix 7.1 Known ‘Fairbairn’ Quayside and Shipyard Cranes	357
Appendix 9.1 Fairbairn’s Books, Papers and Reports	361
Bibliography	372

Tables

Table 1.1	Timescales of the main Fairbairn Spheres of Activity	38
Table 1.2	Fairbairn Chronology	39
Table 4.1	Numbers of Fairbairn Waterwheels with Dates	100
Table 5.1	Fairbairn Complement at Various Dates	117
Table 5.2	Marine Steam Engines by Fairbairn	138
Table 5.3	Iron Steamships built up to 1845	144
Table 6.1	Demise of Thames Iron Shipbuilders	161
Table 6.2	Existing Textile Mill Sites on the draft list of TICCIH	181
Table 8.1	Some Journeymen who worked for Fairbairns	242
Table 8.2	Known Fairbairn Pupils	244
Table 8.3	Premium Apprentices and Journeymen by Dates	245
Table 9.1	Fairbairn's Patents	274
Table 10.1	Major Locomotive Builders in Manchester	289
Table 10.2	Commissions of The Fairbairn Engineering Co Ltd	302
Table 10.3	Thomas Fairbairn and Directors' Linkages	312

Illustrations

Illus. 3.1	Percy Main Colliery	56
Illus. 3.2	Inspecting Pumps	56
Illus. 4.1	20, Canal Street, Ancoats	75
Illus. 4.2	Cross Street Chapel	84
Illus. 4.3	Manchester Mechanics' Institution	84
Illus. 4.4	Murray Mill, Ancoats	86
Illus. 4.5	Sedgwick Mill, Ancoats	86
Illus. 4.6	Schinkel's Sketch of Ancoats Mills	89
Illus. 4.7	List of Fairbairn Wheel Patterns	95
Illus. 4.8	Catrine Waterwheels	98
Illus. 4.9	Catrine Waterwheels Section/Elevation	98
Illus. 4.10	Fairbairn's First Book	107
Illus. 4.11	Fairbairn's First Sea-going Iron Steamship	107
Illus. 5.1	B R Faulkner, <i>William Fairbairn</i> , c.1840	113
Illus. 5.2	Fairbairn's Offices, Canal Street, Ancoats	115
Illus. 5.3	Orrell's Travis Brook Mill, Stockport, 1836	121
Illus. 5.4	Spinnerei Fiedler & Lechla, Scharfenstein Mill, 1837	121
Illus. 5.5	Dixon's Mill, Carlisle, 1836	121
Illus. 5.6	Alternative Layouts of Millstones	124
Illus. 5.7	Prefabricated Iron Corn-mill, Constantinople, 1839	126
Illus. 5.8	Side-lever Marine Engine, Stalybridge, 1836	128
Illus. 5.9	Fairbairn 'Cornish' Pumping Engine, Belgium, c.1839	130
Illus. 5.10	Lancashire Boiler	132
Illus. 5.11	<i>Minerva</i> , First Iron Steamship on the Zurichsee 1835	135
Illus. 5.12	Royal Yacht, <i>Nevka</i> , for Nicholas I of Russia, 1838	137
Illus. 5.13	The <i>Thistle</i> , Australia, 1841	137
Illus. 5.14	P&O Liner, <i>Sir Henry Pottinger</i>	143
Illus. 5.15	HMS <i>Megaera</i>	143
Illus. 5.16	Report on the Construction of Fireproof Buildings	148
Illus. 5.17	Fall of Radcliffe's New Mill at Oldham	150
Illus. 6.1	P Westcott, <i>William Fairbairn</i> , 1852	154
Illus. 6.2	<i>Baroneza</i> , First Railway Locomotive in Brazil, 1853	166
Illus. 6.3	Fairbairn Corn-mill and Crane at the 1851 Exhibition	167

Illus. 6.4	Saltaire, 1854	173
Illus. 6.5	Oriental Spinning and Weaving Co, Bombay, 1855	177
Illus. 6.6	La Foudre, Flax Mill, Rouen, France, 1845	180
Illus. 6.7	Whittakers' Mill, Ashton-under-Lyne, 1847	180
Illus. 6.8	Corn-mill with 36 pairs of stones, Taganrog, Russia	183
Illus. 6.9	Winding Engine, Astley Pit	185
Illus. 6.10	Section through Pumping Engine, Astley Pit	185
Illus. 6.11	Elevator, Orrell's Mill, Stockport, 1835	186
Illus. 7.1	Fairbairn's Lever	193
Illus. 7.2	Britannia Bridge as Stephenson envisaged it	195
Illus. 7.3	Britannia Bridge as it was in 1962	196
Illus. 7.4	Fairbairn's proposal for floating the tubes	197
Illus. 7.5	Gray's Mill, Manchester, prior to Collapse	204
Illus. 7.6	Fairbairn's First Sketch for the Dee Bridge	205
Illus. 7.7	Fairbairn's Second Sketch for the Dee Bridge	205
Illus. 7.8	The First Tubular-Girder Bridge, Blackburn, 1847	207
Illus. 7.9	Liverpool Landing Stage	214
Illus. 7.10	Drawings from the Fairbairn Crane Patent	217
Illus. 7.11	Oldest Existing Fairbairn Crane, Helsingør, Denmark	219
Illus. 7.12	'Fairbairn' Crane at Yokusuka Zosenjo, Japan	220
Illus. 7.13	Crane in the Fairbairn Boiler Shop, c1860	222
Illus. 7.14	Steam Hammer with 'Fairbairn' Crane, Le Creusot	222
Illus. 7.15	Culmann's working drawing of the Stresses in Fairbairn's Crane	226
Illus. 7.16	Culmann's Stress Patterns for a Fairbairn Crane and von Meyer's Drawing of the Proximal Femur	226
Illus. 7.17	Distorted Femurs, Illustrated by Fairbairn	229
Illus. 9.1	C A Du Val, <i>William Fairbairn</i> , (mid 1860s)	251
Illus. 9.2	Dinting Viaduct	253
Illus. 9.3	Bewley Moss Sugar Refinery Warehouse, Dublin	254
Illus. 9.4	Wrought-Iron Beams, Dublin	255
Illus. 9.5	Fairbairn Floor with Permanent Iron Shuttering	255
Illus. 9.6	William Unwin	256
Illus. 9.7	Experimental Boilers at Mulhouse, 1874	269
Illus. 9.8	Fatal Explosion at Sharp Stewart & Co, 1858	271
Illus. 9.9	Fairbairn's Lever as used for Atlantic Cable Tests	282
Illus. 10.1	William Holman Hunt, <i>Thomas Fairbairn</i> , 1873	289
Illus. 10.2	L Haghe, <i>Thomas Fairbairn handing Address to the Prince Consort at the Art Treasures Exhibition, 1857</i>	292
Illus. 10.3	Signatures to The Fairbairn Engineering Co Ltd Memorandum of Agreement, 1864	300
Illus. 10.4	Brambridge House, Hampshire	304
Illus. 11.1	Header to the cover of <i>The Practical Mechanic's Journal</i> , mid-1850s	324
Illus. 11.2	E E Geflowski, <i>Sir William Fairbairn, Bart.</i> , 1878	337

Abbreviations used in Footnotes

The following are abbreviations used for frequently occurring sources in the footnotes. Other sources are given in full at the first reference in each Chapter.

Ahrons, 'Famous Firms'	E L Ahrons, 'Short Histories of Famous Firms, No.II, W Fairbairn and Sons, Manchester', <i>The Engineer</i> , 129, Jan.-July 1920, 184-5.
BAAS1833	<i>Report of the Meeting of the British Association for the Advancement of Science</i> [for the year stated]
CE&AJ	<i>Civil Engineer and Architect's Journal</i> .
Fairbairn, <i>Application</i>	W Fairbairn, <i>On the Application of Cast and Wrought Iron to Building Purposes</i> , (2 nd ed. 1857-8).
Fairbairn, <i>B&CTB</i>	W Fairbairn, <i>An Account of the Construction of the Britannia and Conway Tubular Bridges with a complete history of their progress ...</i> , (1849).
Fairbairn, <i>M&MWI</i>	W Fairbairn, <i>Treatise on Mills and Millwork Part I, On the Principles of Mechanism and on Prime Movers</i> , (2 nd ed. 1864).
Fairbairn, <i>M&MWII</i>	W Fairbairn, <i>Treatise on Mills and Millwork Part II, On Machinery of Transmission and the Construction and Arrangement of Mills</i> , (2 nd ed. 1865).
Fairbairn, <i>UIfE</i>	W Fairbairn, <i>Useful Information for Engineers, being a series of lectures delivered to the working engineers of Yorkshire and Lancashire ...</i> , (1856).
Fairbairn, <i>UIfE2</i>	W Fairbairn, <i>Useful Information for Engineers, Second Series</i> , (1860).
Fairbairn, <i>UIfE3</i>	W Fairbairn, <i>Useful Information for Engineers, Third Series</i> , (1866).
<i>Fortunes Made in Business</i>	[J Burnley and J Hogg, eds.], <i>Fortunes Made in Business: A Series of Original Sketches Biographical and Anecdotic from the recent history of industry and commerce</i> , Volume II, (1884).
Hayward, 'Fairbairns'	R A Hayward, 'Fairbairns of Manchester', (UMIST MSc Thesis 1971).
IAR	<i>Industrial Archaeology Review</i> .
ILN	<i>Illustrated London News</i> .
<i>Life</i>	W Pole (ed. and completor), <i>The Life of Sir William Fairbairn, Bart., partly written by himself</i> , (1877).
MG	<i>Manchester Guardian</i> .
MM	<i>Mechanics' Magazine</i> .
MPICE	<i>Minutes of Proceedings of the Institution of Civil Engineers</i> .
MPIME	<i>Minutes of Proceedings of the Institution of Mechanical Engineers</i> .
Rosenberg and Vincenti, <i>Britannia</i>	N Rosenberg and W G Vincenti, <i>The Britannia Bridge: The Generation and Diffusion of Technological Knowledge</i> , (1978).

Smith, <i>Contribution</i>	A I Smith, <i>The Contribution of Sir William Fairbairn to the Advancement of Mechanical Engineering</i> , (1974).
TNS	<i>Transactions of the Newcomen Society</i> .
Ure, <i>Philosophy</i>	A Ure, <i>Philosophy of Manufactures or an Exposition of the Scientific, Moral, and Commercial Economy of the Factory System</i> , (1835).
Walker, <i>Unwin</i>	E G Walker, <i>The Life and Work of William Cawthorne Unwin</i> , (1947).
[Woodcroft] I-X	[B Woodcroft], 'Fairbairn and his Times', Ten articles in <i>The Engineer</i> , 44, July-Nov.1877. No.X is incorrectly numbered IX (ie there are two No,IXs) - a correction in this respect has been made. I 13 July 1877, p.19. II 20 July 1877, p.38. III 27 July 1877, p.57. IV 10 August 1877, p.95. V 17 August 1877, p.111. VI 7 September 1877, p.163. VII 14 September 1877, p.181. VIII 12 October 1877, pp.253-4. IX 26 October 1877, p.291. X 2 November 1877, pp.309-10.

Word Count, 85,856
excluding footnotes, appendices,
tables and captions

Chapter 1: Introduction

1.1 Objective

This thesis is about the millwright and engineer William Fairbairn (1789-1874) and the company he founded – their intertwined ascent to fame and influence, and the eventual decline and demise of the company. From an apprenticeship as a colliery millwright near Newcastle, Fairbairn became one of the best known and most influential engineers in the half-century 1820-1870. He was active in many areas of engineering – a leading builder of mills and millwork throughout his career, an iron shipbuilder during the formative decade of iron shipbuilding, 1835-1844, a builder of waterwheels, steam engines, boilers, locomotives, bridges and cranes, and an exceptional experimental engineer. His many achievements brought widespread recognition, although his career was not without its set-backs.

A well-known historian has described Fairbairn as ‘a worthy heir to John Smeaton’,¹ who is widely referred to as ‘the father of civil engineering’.² This reveals how remarkable it is that, apart from the Britannia Bridge, so little has been written about Fairbairn and so little is generally known about what he built, the experiments he undertook and what he wrote, or about the famous firm he founded and its subsequent rapid demise. There has been no published comprehensive study of this remarkable man since a Victorian eulogy was written soon after his death 140 years ago.

As technological transformation gathered momentum in the first half of the nineteenth-century, Britain’s engineering leadership was unchallenged, increasingly shaping the Western world and beyond. William Fairbairn was both an agent and eye-witness of this transformation. There was a progression in the scope of work Fairbairn undertook, as external factors changed, notably as water, wind and horse gradually gave way to steam-engines as sources of power and the advent of

¹ J Moky, *The Lever of Riches: Technological Creativity and Economic Progress*, (1990), p.106; J Moky, *Twenty-five Centuries of Technological Change: A Historical Survey*, (1990), p.69.

² R A Buchanan, *The Engineers: A History of the Engineering Profession in Britain 1750-1914*, (1989), p.38.

main-line railways, steamships and telegraphy transformed travel and communications. At the same time workshops were transformed by machine tools and the increasing availability of wrought iron. In parallel with these changes there were essentially seven, largely discrete, phases in the life of William Fairbairn, four of them relating to the firm he founded.

Within this context, the aim of this thesis is to provide a composite study of Fairbairn's life and work, answering three main questions. First, how do we account for the rise of Fairbairn and his Company to positions of leadership and influence within the engineering industry? Secondly, in what respects were Fairbairn and his Company important and influential, and how was that influence spread? Thirdly what caused one of the most successful engineering companies, with a global reputation, to cease to trade within a year of its founder's death? This provides the opportunity to re-assess the range and significance of Fairbairn's contributions to nineteenth-century engineering.

Historiography

1.2. Secondary Literature – Fairbairn Studies

Fairbairn has been neglected by historians. Even taking into account the absence of company records, the extent of lacunae in Fairbairn studies is surprising. Gaps in current knowledge revealed by research for this thesis included Fairbairn's contributions to silk and corn mills, and to Continental mills. The diffusion of iron steamships to the Central European Lakes, and the status of his Millwall shipyard, have received little attention. Other discrete areas where existing knowledge is meagre include coal mines, the tank engine and the Fairbairn crane. Fairbairn's experimental work, apart from that with Hodgkinson and for the Britannia Bridge, has largely been ignored by historians. This is in spite of Musson quoting the great French engineer Poncelet in support of Fairbairn's election to L'Académie des Sciences, not only on the ground of practical engineering achievements but also for his '*recherches expérimentales*'.³ Nor has attention previously been drawn to the link between various areas of research provided by Fairbairn's Lever during nearly fifty

³ A E Musson, 'Introduction' to 1970 facsimile edition of *Life*, p.xx; *Life*, p.248.

years of its use. There has been little appreciation that Fairbairn's career spanned several different and discrete phases. His pupils have never been collectively identified, impeding an understanding of the importance of his works in the training of engineers.

A E Musson's 'Introduction' to the facsimile of Pole's biography is disappointing, being largely a précis of the book.⁴ The best short introductions are those by A I Smith and James Sutherland.⁵ The only more substantial general works are R A Hayward's 1971 UMIST MSc thesis and T I Tuovinen's dissertation in 2000. The former is largely descriptive but includes valuable detailed research on Fairbairn's work for the Forth & Clyde Canal, the Ancoats premises and some aspects of the limited liability company. Tuovinen's work is based on material collected during an exchange year from Finland. It says little about Fairbairn's actual engineering, concentrating on 'the institutional history of the engineering profession', and concluding that Fairbairn was 'among the first British industrialists who realised the possibilities offered by the symbiosis of science and technology'.⁶ Other secondary literature which refers to Fairbairn tends to be compartmentalized, relating to discrete areas of his work, such as locomotives,⁷ cast-iron framed mills,⁸ the Water Street Bridge;⁹ shipbuilding;¹⁰ and the Ancoats mills.¹¹ The one area of Fairbairn's work which is well known, with much secondary literature, is that in connection with the Britannia Bridge experiments, most notably Rosenberg and Vincenti's detailed study written to 'shed some light on the historical learning process and thus to illuminate one critical dimension of the dynamics of industrial growth'.¹² Several of Fairbairn's

⁴ Musson, 'Introduction', pp.v-xxiii.

⁵ Smith, *Contribution*; R J M Sutherland, 'Fairbairn, William', in P S M Cross-Rudkin et al (eds.), *A Biographical Dictionary of Civil Engineers in Great Britain and Ireland, Volume 2, 1830-1900*, (2008).

⁶ Hayward, 'Fairbairns' – this has been missing from UMIST library for the last several years and I am very grateful to Ron Hayward for letting me read his copy; T Tuovinen, 'The Life and Work of Sir William Fairbairn: A Case Study in the History of the Engineering Profession in 19th Century Britain', (Pro Gradua Thesis, University of Jyväskylä, 2000), Abstract and pp.6, 79.

⁷ Ahrons, 'Famous Firms'.

⁸ R S Fitzgerald, 'The Development of the Cast Iron Frame in Textile Mills to 1850', *IAR*, 10.2, 1988, 127-45.

⁹ R S Fitzgerald, *Liverpool Road Station, Manchester: An historical and architectural survey*, (1980).

¹⁰ F C Bowen, 'Shipbuilders of Other Days: No.55 – Sir William Fairbairn (1789-1874), of Manchester and Millwall. A shipbuilding and engineering pioneer of merit', *Shipbuilding and Shipping Record*, 21 August 1952, 245-7; R A Hayward, *The Story and Scandal of HMS Megaera*, (1978).

¹¹ M Williams with D A Farnie, *Cotton Mills in Greater Manchester*, (1992), pp.53-73; I Miller and C Wild (eds.), *A & G Murray and the Cotton Mills of Ancoats*, (2007).

¹² Rosenberg & Vincenti, *Britannia*, p.1; S P Timoshenko, *History of Strength of Materials: with a brief account of the history of theory of elasticity and theory of structures*, (1953), pp.156-62; D Beckett,

other experiments are referred to in recent engineering textbooks but the only scholar who has appreciated the breadth of Fairbairn's experiments is A I Smith, who approached them from the perspective of an academic engineer, concluding that Fairbairn occupied a 'unique place in engineering history'.¹³

There are many references to his mills in secondary literature, largely descriptive, mainly relating to existing mills, and without assessment of significance. Two exceptions are J Tann and R S Fitzgerald. Tann, in her important book, *The Development of the Factory* (1970), based on the Boulton & Watt archive, but without an appreciation of the full extent of Fairbairn's work, says that he built few British factories although he obtained a number of prestigious export orders, and that 'Where no expense was spared Fairbairn could introduce every improvement in millwork, machinery and factory design'.¹⁴ Fitzgerald, writing nearly twenty years later, saw Fairbairn, by the 1830s, as undoubtedly the best known mill builder in the country with his work amongst the most advanced.¹⁵ The only serious contenders were the Rennies,¹⁶ and, in Manchester, Thomas Hewes and his successors, whom Tann believed had no equals as cotton factory millwrights in the 1830s and 1840s.¹⁷ In this thesis the issue is re-examined.

The decade 1835 to 1845 has been identified as one of revolution in ship design and construction which laid the foundations of the British iron and steel shipbuilding industry.¹⁸ Fairbairn's Millwall shipyard was operational for this decade but how important was he as a shipbuilder during those remarkable years? Amongst the early vessels he built were the first iron steamships for the Central European Lakes.

Stephenson's Britain, (1984), pp.131-51; [R] J [M] Sutherland, 'Iron Railway Bridges' in M R Bailey (ed.), *Robert Stephenson – The Eminent Engineer*, (2003), pp.318-35; J Rapley, *The Britannia & Other Tubular Bridges and the men who built them*, (2003).

¹³ Smith, *Contribution*; A I Smith, William Fairbairn and Mechanical Properties of Materials – 50,000 hours sustained-load tests on iron bars', *The Engineer*, 216, 4 October 1963; A I Smith, William Fairbairn and Mechanical Properties of Materials – the Effect of Temperature on Strength', *The Engineer*, 216, 20 December 1963; A I Smith, William Fairbairn and Mechanical Properties of Materials: The Effect of Repeated Loading on Strength', *The Engineer*, 217, 26 June 1964, 1133-1136; A I Smith, 'William Fairbairn – Experimental Engineer', in E G Semler, (ed.), *Engineering Heritage Volume 2*, (1966), pp.20-5.

¹⁴ J Tann, *The Development of the Factory*, (1970), p.105.

¹⁵ Fitzgerald, 'Development of the Cast Iron Frame', 142.

¹⁶ C T G Boucher, *John Rennie 1761-1821*, (1963); S Smiles, *Lives of the Engineers, with an account of their principal works*, (1862), p.265.

¹⁷ Tann, *Development of the Factory*, p.103.

¹⁸ E Corlett, *The Iron Ship: the history and significance of Brunel's 'Great Britain'*, (1975), p.8.

Little has been written in English about this classic example of the diffusion of technology. Fairbairn's Millwall shipyard was the first *iron* shipyard on the Thames.¹⁹ There are descriptive references to it in several works, the most recent being A J Arnold's *Iron Shipbuilding on the Thames*, although Arnold appears to be unaware of Hayward's more extensive work.²⁰ Whilst Smith makes brief mention of Fairbairn's research in the field of shipbuilding,²¹ there is no secondary literature about its significance, or about the significance of Fairbairn as a shipbuilder and the position he occupied in the industry. Scholars disagree on the reason why the Millwall shipyard failed, citing 'business over-extension', and 'competition from elsewhere'.²²

Fairbairn's involvement with the first iron girder main-line railway bridge is thoroughly documented by Fitzgerald.²³ The Britannia and Conway tubular bridges are probably the best documented of any nineteenth century structures – in primary and secondary literature. Yet questions still need to be asked about their influence, not least because some see them as a cul-de-sac in bridge design whereas for others they are of major importance because of the experiments that led to them, and are seen as visionary structures.²⁴ Their derivative tubular-girder bridges, which have also generated some secondary literature, illustrate the 'benefits of failure', first in the reason why they suddenly became so widely used, and second in the research which arose from problems with the Torksey and Spey Bridges. Yet tubular-girder bridges brought great prosperity to Fairbairns in spite of having a window of opportunity of less than twenty years, with decline starting only ten years after the patent. How did all this occur, and why so soon?

The tubular, swan-neck or Fairbairn crane was a derivative of the tubular girder. For twenty-five years from 1850 it was the crane of first choice for heavy duties on quaysides and at shipyards. It was found throughout Europe and as far afield as Japan and Australia. Its diffusion is of particular interest – how did a Fairbairn crane

¹⁹ A J Arnold, *Iron Shipbuilding on the Thames, 1832-1915: An economic and business history*, (2000), pp.168-9.

²⁰ Hayward, 'Fairbairns', pp.5.1-5.50; Hayward, *Megaera*, pp.18-29.

²¹ Smith, *Contribution*, pp.9-10.

²² Arnold, *Iron Shipbuilding*, pp.26, 152; Hayward, 'Fairbairns', p.5.11.

²³ Fitzgerald, *Liverpool Road Station*, pp.21-8.

²⁴ H Petroski, 'The Britannia Bridge: A Paradigm of Failure-driven Design', *Structural Engineering Review*, 5.4, 1993, 259-70; A W Skempton, 'Discussion', following R J M Sutherland, 'The introduction of structural wrought iron', *TNS*, 36, 1963-4, 83.

come to be erected in Japan? There is almost no secondary literature about Fairbairn cranes in English, although there is some in Dutch and in Japanese, and the iconic shape of these cranes has prompted present-day photographers to establish an international 'Fairbairn Cranes' 'flickr' site.

Much of the secondary literature dates from over twenty years ago and some from more than forty years ago. Some more recent works that mention Fairbairn contain factual errors such as he 'completed an apprenticeship as a miner ... In Manchester he managed to obtain employment as a production engineer and after five years was able to open a machine shop financed through his own savings and a bank loan'.²⁵ Or, 'In the mid 1820s William Fairbairn's firm was the largest engineering contractor for artefacts of both wrought and cast iron ranging from machine tools, water wheels, boilers and steam engines, to industrial machinery'.²⁶ Elsewhere there is confusion between him and his son Thomas, of whom it is said, 'He worshipped at the city's Unitarian Church Street Chapel [sic] and involved himself with the Literary and Philosophical Society'.²⁷ Thomas, unlike his father, did neither. Nor was Thomas 'a third-generation Mancunian philanthropist' or a Commissioner of the Great Exhibition prior to 1861.²⁸

With the constraints imposed by the absence of company records the starting point of this thesis is to provide an accurate and integrated record of Fairbairn's life and work, which does not exist, but which is a prerequisite to any assessment of his role in the various wider academic debates, some of which are referred to below.

1.3. Science and Technology

There are long-standing unresolved differences about how much technological progress during the Industrial Revolution 'really depended on scientific expertise', not

²⁵ K-E Kurrer, *The History of the Theory of Structures: From Arch Analysis to Computational Mechanics*, (2008), p.729.

²⁶ W Addis, 'The Iron Revolution: How Iron replaced Traditional Structural Materials between 1770 and 1870', in M Rinke and J Schwartz (eds.), *Before Steel: The Introduction of Structural Iron and its Consequences*, (2010), p.42.

²⁷ T Hunt, *Building Jerusalem: The Rise and Fall of the Victorian City*, (2004), p.163;

²⁸ D S Macleod, *Art and the Victorian Middle Class. Money and the making of cultural identity*, (1996), pp.101-2).

least, as Wengenroth points out, because the proximity of prominent engineers to science is demonstrated more by association and mutual respect than by demonstrable input of scientific knowledge – and it was not always those who were best-educated scientifically who stood behind the most striking technological breakthroughs.²⁹

One continuing debate has concerned the ‘linear model’ which sees technological progress beginning with ‘pure’ scientific research, leading to ‘applied’ research, industrial development and diffusion.³⁰ Was this the case or did inventors during the Industrial Revolution owe very little to contemporary developments in science?³¹ Rosenberg and Vincenti used the Britannia Bridge to illustrate that innovation in technology does not involve the application of knowledge derived from science.³² In the 1990s, whilst Rosenberg believed that ‘everyone knew that the linear model was dead’, Margaret Jacob was writing of the elements of the natural world encoded in science as central to industrialisation and western hegemony. For her ‘the industrial entrepreneur girded with skill in applied science’ was a key figure in early European industrialization.³³

A recent concern of this debate is the extent to which British technology was driven by the Enlightenment. Discussion has been generated by Mokyr’s, *The Gifts of Athena*, (2002).³⁴ He uses ‘Industrial Enlightenment’ to describe ‘that part of the Enlightenment which believed that material progress and economic growth could be

²⁹ J Mokyr, *The Enlightened Economy: Britain and the Industrial Revolution 1700-1850*, (2009), p.9; U Wengenroth, ‘Science, Technology and Industry’ in D Cahan (ed.), *From Natural Philosophy to the Sciences: Writing the History of Nineteenth-Century Science*, (2003), p.229-30.

³⁰ A E Musson and E Robinson, *Science and Technology in the Industrial Revolution*, (1969); L Roberts, ‘The Circulation of Knowledge in Early Modern Europe: Embodiment, Mobility, Learning and Knowing’, *History of Technology*, 31, 2012, 50.

³¹ A R Hall, ‘What did the Industrial Revolution in England Owe to Science’, in N McKendrick (ed.), *Historical Perspectives: Studies in English Thought and Society*, (1974), pp.37-56.

³² Rosenberg & Vincenti, *Britannia*, p.71.

³³ N Rosenberg, *Exploring the black box: technology, economics, and history*, (1994), p.139; M C Jacob, *Scientific Culture and the Making of the Industrial West*, (1997), pp.3, 177.

³⁴ J Mokyr, *The Gifts of Athena: Historical origins of the knowledge economy* (2002). Papers spawned by this book include M Berg, ‘The Genesis of “Useful Knowledge”’, *History of Science*, 14, 2007, 124-33; K Bruland, ‘Technology Selection and Useful Knowledge: A Comment’, *History of Science*, 14, 2007, 179-83; J Mokyr, ‘Knowledge, Enlightenment, and the Industrial Revolution: Reflections on *The Gifts of Athena*’, *History of Science*, 14, 2007, 185-96; K Davids, ‘Introduction: “Useful Knowledge” Reconsidered’, *History of Technology*, 31, 2012, 1-4; Roberts, ‘The Circulation of Knowledge’, 47-68; K Davids, ‘Gatekeeping. Who Defined “Useful Knowledge” in Early Modern Times?’, *History of Technology*, 31, 2012, 69-88.

achieved through increasing human knowledge of natural phenomena and making this knowledge accessible to those who could make use of it in production'. Both Mokyr and R C Allen see the process of industrialisation rooted in the concepts and culture of Newtonian science, where experimentation is applied to solve mankind's problems.³⁵

There is renewed interest in Alexander von Humboldt (1769-1859), one of the most famous men in Europe in the first half of the nineteenth-century, who advocated 'the accurate, measured study of widespread but interconnected real phenomena in order to find a definite law and a dynamical cause'.³⁶ He is relevant to this thesis because Fairbairn met and admired him, and because of the similarity of his approach to that of the Newtonian approach of the British Association with which Fairbairn was so much involved: 'Proper science was to be based on slowly cumulating inductive observations and hard won experimental results; only on this basis could true, mathematical generalisations be securely erected'.³⁷

There are issues relating to chronological aspects to the debate, with 1850 seen as a watershed. Wengenroth cites S F Mason who argues that before 1850 technical advances were not greatly dependent on the science then known, but thereafter the application of science to technology became important in the advance of industry, such that most subsequent outstanding technical discoveries stemmed from scientific research.³⁸

³⁵ Mokyr, *Enlightened Economy*, pp.40, 44; R C Allen, *The British Industrial Revolution in Global Perspective*, (2009), p.241.

³⁶ L Goldman, 'The Origins of British 'Social Science': Political Economy, Natural Science and Statistics, 1830-1835', *The Historical Journal*, 26.3, 1983, 602; K Olesko, 'Humboldt, Alexander von' and 'Humboldtian Science' in J L Heilbron (ed.), *The Oxford Companion to the History of Modern Science*, (2003), pp.383-7. The term 'Humboldtian Science' was first used by S Cannon, *Science in Culture: The Early Victorian Period*, (1978), pp.104-5.

³⁷ *Life*, pp.220-36, 293-4, 468; A Sachs, *The Humboldt Current: A European explorer and his American disciples*, (2007), p.1; J Morrell and A Thackray, *Gentlemen of Science: Early Years of the British Association for the Advancement of Science*, (1981), pp.271, 426, 512-3; M Dettelbach, 'Humboldtian Science' in N Jardine, J A Secord and E C Spary (eds.), *Cultures of Natural History*, (1996), p.287.

³⁸ Wengenroth, 'Science, Technology and Industry', p.230; S F Mason, *A History of the Sciences*, (1956), p.408.

However, this whole debate may be finding its resolution in a much closer integration of science and technology.³⁹ Wengenroth points to a ‘systemic interrelatedness’ between science and technology; and Mokyr writes, ‘Rather than posing the question of whether it was the theorists or practical people who brought about technological progress, we need to see the fundamental complementarity between them’.⁴⁰ The relationship between economic growth and technological change has been described during the last decade as ‘useful knowledge’ or ‘useful and reliable knowledge’, these being seen as flexible, inclusive terms, less burdened by association than ‘science’ or ‘technology’. ‘Useful and Reliable Knowledge’ according to Inkster, ‘lay beyond formal science and embraced the knowledge that was brought to bear at points of significant technological advancement’.⁴¹

1.4. Invention, Innovation and Diffusion

A key area of debate relates to how technological invention, innovation and diffusion take place. One respected approach envisages a clear division between ‘invention’ and the main entrepreneurial function, ‘innovation’. There may be a time lag between ‘invention’ and ‘innovation’. The ‘innovator’ who sets up the new production function may not have been the ‘inventor’.⁴² It is in this sense that ‘innovation’ and ‘innovator’ are used in this thesis. However, some scholars consider this a pointless distinction and hold the view that major innovations are built up of numerous incremental improvements, made over lengthy periods of time, the cumulative importance of which is of decisive economic significance.⁴³ This has some affinity with a

³⁹ In 1982 Barnes wrote of science and technology ‘enmeshed in a symbiotic relationship’ (B Barnes, ‘The science-technology relationship: a model and a query’, *Social Studies of Science*, 12, 1982,166).

⁴⁰ Wengenroth, ‘Science, Technology and Industry’, p.223; Mokyr, *Enlightened Economy*, p.61. Jacob sees science and technology as twins, with ‘different *personae*, different looks, but ... profoundly related’ (Jacob, *Scientific Culture*, p.9). The metaphor of twins has also been used by E Layton, ‘Mirror-Image Twins: The Communities of Science and Technology in Nineteenth-Century America’, *Technology and Culture*, 12, 1971, 562-80.

⁴¹ Davids, ‘Introduction: “Useful Knowledge” Reconsidered’, 1; I Inkster, ‘Potentially Global: “Useful and Reliable Knowledge” and Material Progress in Europe, 1474-1914’, *International History Review*, 28.2, 2006, 238.

⁴² V W Ruttan, ‘Usher and Schumpeter on Invention, Innovation, and Technological Change’, *The Quarterly Journal of Economics*, 73.4, 1959, 597. On the time-lag between invention and innovation see the table reproduced in Rosenberg, *Perspectives*, pp.69-70, from J Enos, ‘Invention and Innovation in the Petroleum Refining Industry’, in *The Rate and Direction of Inventive Activity: Economic and Social Factors*, (National Bureau of Economic Research Conference Papers, 1962), pp.307-8.

⁴³ N Rosenberg, *Schumpeter and the Endogeneity of Technology: Some American Perspectives*, (2000), p.61.

'cumulative synthesis approach', drawing on Gestalt psychology - 'the whole is greater than the sum of its parts' - with major inventions emerging from the synthesis of relatively simple inventions, each of which required an individual 'act of insight'.⁴⁴

Mokyr attributes the on-going inventiveness of the Industrial Revolution to the Scientific Revolution and the Enlightenment.⁴⁵ R C Allen summarises the four important aspects of Mokyr's Industrial Enlightenment. First, macro-inventions – inventions in which a radical new idea, without clear precedent - emerge more or less *ab nihilo*; and are distinguished from micro-inventions – small incremental steps that improve, adapt and streamline existing techniques already in use. Secondly, social networks – a set of bridges between intellectuals and producers. Thirdly, the application of the scientific method to the study of technology through experimentation; and fourthly, Mokyr did not think that the Industrial Revolution came from the artisans, 'The Industrial Enlightenment ... was confined to a fairly thin sliver of highly trained and literate men'.⁴⁶

In parallel with these theories there is scepticism about theories in general. Redlich stressed continuity: 'it is impossible to draw lines of demarcation between innovation and re-innovation, between primary and derivative innovation, between derivative innovation and copying, and between copying and routine'. He also noted that entrepreneurs and their work are unpredictable.⁴⁷ This point was taken up half a century later by Rosenberg who calls for more attention to be paid to the disorderly process of technological innovation.⁴⁸ Pinch and Bijker argue that simplistic models and generalisations are unhelpful, as technological innovation takes place in a wide

⁴⁴ A P Usher, *A History of Mechanical Inventions*, (rev ed., 1954); Ruttan, 'Usher and Schumpeter', 601.

⁴⁵ J Mokyr, *The Lever of Riches: Technological Creativity and Economic Progress*, (1990).

⁴⁶ Allen, *British Industrial Revolution*, pp.239-42

⁴⁷ F Redlich, 'Innovation in Business: A Systematic Presentation', *American Journal of Economics and Sociology*, 10.3, 1951, 290-1.

⁴⁸ Rosenberg, *Schumpeter*, p.78; N Rosenberg, 'Economic Development and the Transfer of Technology: Some Historical Perspectives', *Technology and Culture*, 11.4, 1970, 575. See also K Pavitt, 'Innovation Processes' in J Fagerberg, D C Mowery and R R Nelson (eds.), *The Oxford Handbook of Innovation*, (2005), p.108; L Marino, P Kreiser and A Robinson, 'Environmental Uncertainty and firm-level entrepreneurship' in H Landström and F Lohrke, *Historical Foundations of Entrepreneurial Research*, (2010), pp.81-97.

range of circumstances.⁴⁹ Did Fairbairn's work fit a pattern? Was there an unpredictability and uncertainty about it?

Diffusion of technology is the process in which an invention or innovation is communicated and physically spread, but how was this 'useful knowledge' diffused?⁵⁰ As Redlich, and Pinch and Bijker, have argued in respect of innovation, so David Jeremy argues that diffusion is marked by unpredictability and uncertainty – a complex process which often defies economic prediction. The typical approach has been to trace diffusion through agents which differ from case to case – networks, apprenticeships, printed information, letters and drawings, visits, consultancy, skilled artisans changing employer or 'working away' or emigrating, copying of products, exhibitions, lectures, societies, licences, espionage and war.⁵¹

Links between technological innovations to solve a specific problem in one sector can provide solutions to problems in other sectors.⁵² It has been argued that the centre for the transmission of known techniques to new uses was, to a large extent, 'the individual firm'.⁵³ Links between Fairbairn's bridges, ships and cranes have been used as examples. There is no secondary literature on two other derivatives of the tubular-girder, aqueducts and caissons, and very little on the very widely-used plate-girder bridge which is also seen as a derivative of the tubular-girder.⁵⁴ Links between shipbuilding and prefabricated buildings and between marine engines, textile mill

⁴⁹ T J Pinch and W E Bijker, 'The Social Construction of Facts and Artifacts: Or How the Sociology of Science and the Sociology of Technology Might Benefit Each Other', in W E Bijker, T P Hughes and T J Pinch, *Social Construction of Technological Systems: New Directions in the Sociology and History of Technology*, (2nd ed. 2012), p.14.

⁵⁰ E M Rogers, *Diffusion of Innovations*, (5th ed. 2003), p.5.

⁵¹ D J Jeremy, 'Lancashire and the International Diffusion of Technology' in M B Rose (ed.), *The Lancashire Cotton Industry: A History since 1700*, (1996), pp.210-37; K Bruland, *British Technology and European Industrialization: The Norwegian textile industry in the mid nineteenth century*, (1989); T Nilson, 'The Invisible Hand of Knowledge'. Market Forces and the Diffusion of Technology and Knowledge from Britain to Sweden during the Eighteen-fifties: The Case of the Swedish Textile Industry', in *A Case of Identities: Festschrift to Martin Peterson*, (2006). All of these make reference to Fairbairn.

⁵² Rosenberg & Vincenti, *Britannia*, pp.51-7.

⁵³ Rosenberg, 'Economic Development', 553.

⁵⁴ Rosenberg & Vincenti, *Britannia*, p.47; Fairbairn, *Application*, pp.81, 255-9. I K Brunel also had some involvement in experiments with plate girder bridges and beam testing.

engines and winding engines, have been referred to but these are all in discrete publications.⁵⁵

1.5. Networks and Networking: Reformation and Enlightenment

One of the key questions in diffusion, which has a wide significance in business history, is the role of networks. Indeed, in the last twenty years there has been a surge of academic interest in networks and networking.⁵⁶ It is increasingly recognised that networks - financial, informational or personal - based on common values and attitudes, have had a profound influence in business activity.⁵⁷ Such networks may relate to places of origin, religious affiliation, educational, business or familial contacts. Whilst some of this recent work relates to modern business, rather than to the mid-nineteenth century, Gunn's 1988 observation still has validity: 'A whole series of linkages were developed in English civil society at the level of social, political, and business organisations, whose range has scarcely begun to be investigated by historians, but which may indicate something of the resources and scope of the nineteenth-century middle class'.⁵⁸ Scholars have argued that the various science-based clubs and societies were used by technicians and manufacturers 'as a vehicle for upward social mobility'.⁵⁹ Mokyr, and Allen, see the Industrial Enlightenment as having created network bridges between intellectuals and producers. At the apex, information was exchanged at the Royal Society. More people were involved in provincial scientific societies and engineering institutions, 'but what counted especially were informal relationships and correspondence in which producers sought access to the best knowledge available at the time'.⁶⁰

⁵⁵ G Herbert, *Pioneers of Prefabrication: The British Contribution in the Nineteenth Century*, (1978), p.31; D A Collier, 'A Comparative History of the Development of the Leading Stationary Steam Engine Manufacturers of Lancashire, c.1800-1939', (University of Manchester PhD Thesis 1985), p.40; R H Parsons, *A History of the Institution of Mechanical Engineers 1847-1947*, (1947), p.106.

⁵⁶ S Jack and M B Rose, 'The historical roots of socio network theory in entrepreneurship research', in Landström and Lohrke, *Historical Foundations of Entrepreneurship Research*, pp.256, 263-6.

⁵⁷ J Brown and M B Rose (eds.), *Entrepreneurship, networks and modern business*, (1993), pp.1, 6.

⁵⁸ S Gunn, 'The "failure" of the Victorian middle class: a critique', in J Wolff and J Seed (eds.), *The Culture of Capital: art, power and the nineteenth-century middle class*, (1988), pp.24-5.

⁵⁹ M Berman, 'An essay review of A E Musson and Eric Robinson, *Science and Technology in the Industrial Revolution*', *Journal of Social History*, 5.4, 1972, p.525.

⁶⁰ Mokyr, *The Gifts of Athena*, p.66; Mokyr, *The Enlightened Economy*, p.48; Allen, *British Industrial Revolution*, p.240; R R Meisenzahl and J K Mokyr, 'The Rate and Direction of Invention in the British Industrial Revolution: Incentives and Institutions', in J Lerner and S Stern (eds.), *The Rate and Direction of Inventive Activity Revisited*, (2012), p.469.

In the Manchester context in which Fairbairn thrived it has been recognised that many of the leading engineers were Scottish.⁶¹ Indeed, scholars have noted that few if any areas of the world have contributed proportionately more to industrialism than Lowland Scotland.⁶² Whilst few remained Presbyterians, most had grown up in that culture, with its advocacy of ‘diligence in lawful callings’ and in Landes’ words, ‘the criterion of efficiency on every activity’.⁶³ Cross Street Chapel, which had its roots in the Presbyterianism of the Ejection of 1662 and adopted Unitarianism in the eighteenth-century, has been recognised as having become, by the early nineteenth century, a centre of ability and talent, a base for political, educational and philanthropic activities.⁶⁴ It has also been seen as laying down ‘a cultural foundation ... that wedded science to economic efficiency’.⁶⁵

1.6. Motivation

Questions of cultural networks raise the associated question of how far industrial development was driven by the simple profit motive, and in the present case how far Fairbairn was driven by that motive. Were there other motivations – the challenge to achieve, social distinction, a dynasty? In the late nineteenth century and for much of the twentieth century there was a tendency to equate entrepreneur and capitalist, ‘by whom things were produced only if they would make a profit.’ There was nothing to prompt the capitalist to think of anything but making profit as he bought in the cheapest market and sold in the dearest.⁶⁶ P L Payne saw the founders of many new firms, or their socially ambitious wives, spurred on by the tangible results of

⁶¹ D A Farnie and W O Henderson (eds.), *Industry and Innovation: Selected Essays*, W H Chaloner (1990), p.100.

⁶² E J Hobsbawm, *Industry and Empire: An Economic History of Britain since 1750*, (1968), pp.260-1;

⁶³ D S Landes, *The Unbound Prometheus. Technological Change and Industrial Development in Western Europe from 1750 to the Present*, (1969), pp.23-4; S McKinstry and Y Y Ding, ‘Alex Cowan & Sons Ltd, Papermakers, Penicuik: a Scottish case of Weber’s Protestant Work Ethic’, *Business History*, 55.5, 2013, p.724, quoting G Marshall, *Presbyteries and Profits: Calvinism and the Development of Capitalism in Scotland, 1560-1707*, (1980), p.235.

⁶⁴ J Seed, ‘Theologies of Power: Unitarianism and the social relations of religious discourse 1800-50’ in R J Morris (ed.), *Class, Power and Social Structure in British Nineteenth Century Towns*, (1986), p.142; M J Turner, *Reform and Respectability. The Making of a Middle-Class in Early 19th-century Manchester*, (1995), p.32; M C Jacob, *The First Knowledge Economy: Human Capital and the European Economy, 1750-1850*, (2014), pp.99-107; A Thrackray, ‘Natural Knowledge in Cultural Context: The Manchester Model’, *The American Historical Review*, 79.3, 1974, 694.

⁶⁵ Jacob, *First Knowledge Economy*, p.99.

⁶⁶ E Fischer, *Marx in His Own Words*, (English Translation, A Bostock, 1973), p.113, quoting *Capital III*, pp.252-4; E J Hobsbawm, *The Age of Capital 1848-1875*, (1975), p.1.

commercial or industrial success – ‘the palaces of the cottontot grandees’.⁶⁷ Chell, Haworth and Brearley, set out a wide diversity of definitions of an entrepreneur, but conclude that they all boil down to the profit motive.⁶⁸ However, from the mid-twentieth-century there has been a slow progressive erosion of the orthodox belief in profit-maximization as the primary motivation of business behaviour.⁶⁹ Increasingly motivation is seen as threefold – to succeed, not for the fruits of success, but for the sake of success itself; secondly, the joy of creating, of getting things done, of overcoming difficulties, of delighting in ventures; and thirdly, ‘the ultimate motivation of the industrialists ... a dynastic one: to found a family, to endow them splendidly enough to last for ever’.⁷⁰ Perkin has found ‘the limitless pursuit of wealth for its own sake to be a rare phenomenon’.⁷¹ Others see motivation in the belief that product quality should override profit considerations, in the importance of independence, and by the wish to build a good reputation.⁷² Mokyr writes – and this is particularly apposite in respect of problem-focussed engineering - of the triumph of getting a problem solved, of ‘the thrill of playing and the dream of winning’.⁷³ Thus recent opinion provides some support that Schumpeter may be right and business behaviour may not be motivated primarily by pecuniary incentives.⁷⁴

1.7. The Family Firm and the Matter of Succession

Dynastic motivation raises the issue of how continuity is maintained in a family firm. There is continuing debate about how the handling of succession, as the founder of a family business approaches retirement, affects the firm’s future. A widely used

⁶⁷ P L Payne, *British Entrepreneurship in the Nineteenth Century*, (2nd ed. 1988), p.23.

⁶⁸ E Chell, J Haworth and S Brearley, *The Entrepreneurial Personality; Concepts, Cases and Categories*, (1991), pp.1-6, 28.

⁶⁹ D C Coleman, ‘Gentlemen and Players’, *Economic History Review*, NS26.1, 1973, 96.

⁷⁰ J A Schumpeter, *The Theory of Economic Development*, (1934), pp.93-4.

⁷¹ H Perkin, *The Origins of Modern English Society 1780-1880*, (1969), pp.83-5.

⁷² A Bull, M Pitt and J Szarka, *Entrepreneurial Textile Communities: A comparative study of small textile and clothing firms*, (1993), p.74; A N Licht and J I Siegel, ‘The Social Dimensions of Entrepreneurship’, in M Casson et al, *The Oxford Handbook of Entrepreneurship*, (2006), p.514; B H Hamilton, ‘Does Entrepreneurship Pay? An Empirical Analysis of the Returns to Self-Employment’, *Journal of Political Economy*, 108.3, 2000, 628; Meisenzahl and Mokyr, ‘The Rate and Direction’, pp.462-70.

⁷³ J Mokyr, ‘Entrepreneurship and the Industrial Revolution in Britain’ in D S Landes, J Mokyr and W J Baumol (eds.), *The Invention of Enterprise: Entrepreneurship from Ancient Mesopotamia to Modern Times*, (2010), p.196.

⁷⁴ Licht and Siegel, ‘The Social Dimensions of Entrepreneurship’, p.514; Hamilton, ‘Does Entrepreneurship Pay?’, 628.

definition of a family firm, and the one adopted here, is where a family owns enough of the equity to control the strategy and is involved in top management positions. It is generally accepted that the rapid formation of new family firms contributed a vital dynamism during the early phases of industrialization. Despite the persistence and continuing dynamism of such firms, some historians during the last thirty years have held them responsible for the decline of British industry in the latter part of the nineteenth-century.⁷⁵ Wiener has argued that the decline was caused by widespread gentrification, an implied endorsement of the so-called 'Buddenbrooks syndrome', although that was third generation decline whereas Fairbairn's was second generation.⁷⁶ In fact the short life and small scale of most nineteenth-century British family firms meant that gentrification on a scale which might have damaged national business performance was not a viable theory. Also for the theory to be correct it would be necessary to show that the rate of gentrification increased markedly after 1870, which it did not. Wiener is left with little support in academia.⁷⁷ There were industrialists who bought country estates but they were a small minority.⁷⁸ F M L Thompson divides that minority into three groups – those who made a complete severance with their industrial or commercial origins, those who bought a home to retire to which would be sold when they died, and those who sought to combine a landed status with continued activity in the business from which they had sprung.⁷⁹ An alternative approach, distinguished from ideas of gentrification, is the 'personal capital' theory of A D Chandler. This theory suggests that the dislike of losing personal control over their family firms resulted in entrepreneurs failing to make the required three-pronged investment in production, distribution and management necessary to fully exploit the economies of scale.⁸⁰ In the last twenty years there has

⁷⁵ A Colli and M B Rose, 'Family Business', in G Jones and J Zeitlin (eds.), *The Oxford Handbook of Business History*, (2007), p.194.

⁷⁶ M J Wiener, *English Culture and the Decline of the Industrial Spirit, 1850-1980*, (1981).

⁷⁷ Gunn, 'The "failure" of the Victorian middle class', pp.19-30; B Collins and K Robbins (eds.), *British Culture and Economic Decline*, (1990); G Jones and M B Rose, 'Family Capitalism', *Business History*, 35.4, 1993, 6-7; M B Rose, 'The family firm in British business, 1780-1914', in M W Kirby and M B Rose (eds.), *Business Enterprise in Modern Britain: from the eighteenth to the twentieth century*, (1994), pp.73-4;

⁷⁸ A Howe, *The Cotton Masters, 1830-1860*, (1984), p.310; W Rubinstein, 'New Men of Wealth and the Purchase of Land in Nineteenth-Century Britain', *Past & Present*, 92, 1981, 125-47.

⁷⁹ F M L Thompson, *Gentrification and the Enterprise Culture: Britain 1780-1980*, (2001), p.85.

⁸⁰ A D Chandler, *Scale and Scope: The Dynamics of Industrial Capitalism*, (1990), p.286.

been growing evidence that Chandler undervalued the resilience and capabilities of the family company.⁸¹

Rose sees succession in family businesses as ‘the critical foundation upon which the future prosperity of a family firm rests’ and ‘since it is possible to plan creatively for leadership succession, such provision should be seen as being as much a part of entrepreneurship as technological or organisational innovation’. She maintains that plans for succession should include an element of meritocracy at family level and almost certainly involve recruitment of people of ability from outside the family.⁸²

Thompson sounds a different note - usually there was no room for more than one son, not necessarily the eldest, to make a living whilst preparing to take over from his father. The others were to be directed to the professions or civil service to protect the firm from the burden of trying to support ‘excessive numbers of functionally superfluous sons’.⁸³ Neither Rose nor Thompson place emphasis on the creation of a dynastic firm as an entrepreneurial motive, as Schumpeter and Perkin had done.⁸⁴ Another potential problem facing family businesses is seen as inter-personal friction, either between generations, or between siblings.⁸⁵

Sources

1.8. Works by Fairbairn

The main sources available and used comprise limited archival material, Fairbairn’s own voluminous writings, his biography by Pole with autobiographical sections, and *The Engineer’s* extended review of it. This is supplemented by nineteenth-century newspapers, periodicals and books, and secondary literature post 1913. The materials not available – and the absence of which has largely determined the

⁸¹ Colli and Rose, pp.199-200.

⁸² M B Rose, ‘Beyond Buddenbrooks: the family firm and the management of succession in nineteenth-century Britain’ in J Brown and M B Rose, *Entrepreneurship, networks and modern business*, (1993), pp.133-5.

⁸³ Thompson, *Gentrification*, p.136

⁸⁴ Schumpeter, *Theory of Economic Development*, pp.93-4; Perkin, *Origins of Modern English Society*, pp.83-5.

⁸⁵ Rose, ‘Beyond Buddenbrooks’, 136; W M Matthew, ‘Animus, Absenteeism, and Succession in the Keiller Marmalade Dynasty, 1839-1919’, *Journal of Scottish Historical Studies*, 28.1, 2008, pp.51-3.

approach to this thesis - are the Fairbairn company records, drawings and account books. Sadly these were destroyed in 1899.⁸⁶

Archival material used includes items of correspondence and plans from miscellaneous collections including the Gott papers at the Brotherton Library in Leeds, documents in the possession of Mrs C Ferguson, Sion Mills, Northern Ireland and the Sharnbrook Mill papers, at Bedfordshire and Luton Archives, all relevant to mills and millwork, as is archival material obtained by post from Norsk Teknisk Museum, Oslo relating to the Hjula Weavery. Fairbairn's letters to Robert Stephenson, held at the Institution of Civil Engineers, and the Returns and Plans of Iron Bridges, at the National Archive, Kew, are both important in respect of the tubular and other bridges. A Fairbairn notebook held at Manchester Museum of Science and Industry, and J Bennison's student essay at Lancashire County Archive provide some material relevant to the Ancoats works; whilst a letter from Fairbairn to his grandson Arthur is the only family correspondence located to date. There are isolated letters in the British Library, notably a letter to Babbage and limited material on the Alexandria Arsenal. Apart from the Stephenson letters, none of these could be classed as major Fairbairn collections. There are no other major collections of Fairbairn material, although some items exist in scattered collections, elements of which inform this study via their use in the secondary studies of Hayward in respect of the Forth & Clyde Canal Papers at the Scottish Record Office, and Manchester Rate Books; and of both Walker and Tuovinen in respect of letters to Unwin held at Imperial College, London. Tann's publication of drawings of mills with which Fairbairn was connected, from the Boulton & Watt archive, and Bonson's publication of the original drawings of Brereton corn mill, have proved useful.

Fairbairn wrote extensively, and his writings include ten books and parts of at least six others, and many reports. He read papers to groups ranging from the Royal Society to Ancoats Lyceum. Records exist of more than two hundred papers and reports. Whilst some contain duplicated material, this immense output, entirely atypical for a working engineer, is hugely important in providing details of Fairbairn's work, research and ideas. A note of caution needs to be sounded. Fairbairn was far

⁸⁶ *London Gazette*, 24 March 1899.

from unaware of the publicity value that books and papers could have. He presented copies of his books to many people of influence. This almost certainly led to some selectivity and exaggeration of his contributions, and possibly a failure to give adequate attribution to others.⁸⁷ His best known book, *Mills and Millwork*, is in some ways a catalogue showcasing some of the outstanding examples of his work, yet the wealth of illustrations and technical descriptions of nineteenth-century mills and millwork, much of it unavailable elsewhere, is of great value. Fairbairn's standard textbook, *Iron: Its History, Properties, and Processes of Manufacture* is largely an objective study. In contrast a work where Fairbairn does lay himself open to criticism is his contribution on civil and mechanical engineering to Thomas Baines' *Lancashire and Cheshire, Past and Present* (1869). Here water power does not move beyond Fairbairn's 'ventilated buckets', nor bridges beyond his tubular-girders.⁸⁸ Fairbairn's papers divide into three main types, those which describe works he has constructed, those that set out the findings of his research, and those to mechanics' institutions and the like which embrace history of engineering and self-improvement as well as technical subjects. Many of the papers recording his experiments contain extensive, detailed and precise measurements. Taken together, with all the criticisms that may be levelled at them, Fairbairn's writings are a bountiful and, apart from a few oft-quoted texts, largely untapped resource. They have formed a significant part of the research for this thesis.

1.9. Biographical Material

Caution is always needed in reading biography. Engineering biography, like any other, can become 'distorted into hero-worship'.⁸⁹ In 1851 Fairbairn wrote some autobiographical notes, mainly covering the period up to around 1840.⁹⁰ Alert to

⁸⁷ Tann, *Development of the Factory*, p.100: 'Fairbairn was prone to exaggerate in order to make his own work look the more impressive'. Fitzgerald, 'Development of the Cast Iron Frame', 137 : He 'advanced claims that are difficult to substantiate' and is 'equally guilty of the sin of omission'

⁸⁸ W Fairbairn, 'The Rise and Progress of Manufactures and Commerce and of Civil and Mechanical Engineering in Lancashire and Cheshire', in T Baines, *Lancashire and Cheshire, Past and Present*, (1869), pp.cxx, cxlvii. He was eighty when he wrote this.

⁸⁹ Buchanan, *The Engineers*, p.17; G Cookson, 'Reconstructing a lost engineer: Fleeming Jenkin and problems of sources: 1 – Biographical Sources', in A Jarvis and K Smith, (eds.), *Perceptions of Great Engineers II*, (1998): 'On occasion the subject's own involvement in producing an account can be sensed, so that far from being detached, the work is positively self-promoting. ... A blatant example of this is W Pole (ed.), *The Life of Sir William Fairbairn, Bart.*' (pp.28, 32n7).

⁹⁰ *Life*, p.v.

public relations, and possibly pressed by the spur of fame, he passed some form of these notes to Smiles, and some of their content features in Smiles' *Industrial Biography* of 1863.⁹¹ Around the same time *The Imperial Dictionary of Universal Biography* contained an entry for Fairbairn by Rankine.⁹² The only full-length biography is that written after Fairbairn's death, 'at the request of the family', by the engineer and polymath William Pole. Fairbairn's notes were included by Pole, but in an edited form as 'guided by the judgment and wishes of the family', that is by Thomas, who sought advice from his father's friend Thomas Romney Robinson of Armagh. Robinson wrote that 'after Bodner the narrative is by no means so carefully drawn up and contains many expressions which I have no doubt he himself in revision would have materially modified ... some of the expressions about both Ashworth and Lillie are too strong for publication'.⁹³ Fairbairn's autobiographical notes relate to before 1840 and comprise only around twenty per cent of Pole's book of over 500 pages.⁹⁴ They are differentiated by being written in the first person and by being in a smaller typeface than the remainder. Other than the circumstances of the dissolution of the partnership with Lillie, it is unclear what has been edited out - perhaps the disappearance of eldest son John in the early 1840s, and the sequence of visits to Turkey around the same time.⁹⁵ Nevertheless these autobiographical notes are important as a first-hand account of an early nineteenth-century apprentice and journeyman, and contain much about Fairbairn which is unavailable elsewhere, illustrating the difficulties as well as the successes of his early life. Pole's work is uneven, devoting whole chapters to Hopkins' experiments on the effect of pressure on the temperature of fusion, and to experiments on armour-plating, whilst recording little about the factories, locomotives and ships. It is also eulogistic. Part of the task of a historian is to recognise and correct imbalances in past accounts. This is assisted in this case by reading Pole in conjunction with a series of ten anonymous and incisive articles in *The Engineer*, which formed an extended and critical review of the book. It was a scathing review,

⁹¹ S Smiles, *Industrial Biography: Iron Workers and Toolmakers*, (1863), pp.v, 299-333. This was translated into several European languages.

⁹² W J M Rankine, 'William Fairbairn', in *The Imperial Dictionary of Universal Biography, Volume 2*, (1863).

⁹³ *Life*, p.vi; T R Robinson to T Fairbairn, 13 June 1875, Cambridge University Library, Stokes Papers, Add 7342, TR54.

⁹⁴ *Life*, p.179.

⁹⁵ *Life*, p.148. See Chapter 6.

Disruptions of partnerships, like divorces in domestic life, are never pleasant subjects to dwell upon; but either those circumstances which we are informed had been fully described and discussed by Mr Fairbairn in his autobiography should have been given in his own words without garbling or curtailment, or they should not have been mentioned at all, which latter course would have been scarcely consistent with a work professing to be a life of Fairbairn. In this respect, and in many other passages throughout the volume, great regret is forced upon us that Mr Fairbairn's autobiography was not published in full, just as he wrote it. The large omissions which, as editor, Mr Pole has no doubt felt himself justified in making, partly in deference to persons still living who may have been referred to, and the scattered portions of narrative which have been editorially supplied to fill these *lacunae* and connect the broken fragments of the autobiography, seriously mar that which should have constituted the main feature of the entire work'.⁹⁶

Throughout his long book, Pole allows himself but one criticism of his subject,

He had perhaps an excessive ambition for popularity and fame; but this foible had one redeeming feature, namely, that he aimed not so much at obtaining the applause of the million as at standing well with the good and the wise.⁹⁷

The Engineer, publishing its review anonymously, and not beholden to the family, was more explicit,

The love of fame is not the sole nor by any means the loftiest feeling which urges the efforts of the philosopher, nor perhaps amongst the highest order of minds is it ever thought of as the ultimate aim and reward.⁹⁸

R Angus Smith, who knew Fairbairn, wrote, 'If he was a little vain of his progress, it is only that which nearly all men who have risen so rapidly are blamed for showing'.⁹⁹

Although Fairbairn gives credence to these criticisms - 'I had no master, nor had I the privilege of Greek or Latin, but I had a craving appetite for distinction' - Unwin, who was his assistant for seven years, found him 'very ready to recognise conscientious work in others'.¹⁰⁰

Who wrote these articles? From them we learn that as a child their author visited Fairbairn's home with his mother; as a young man he saw iron ships being built at Fairbairn's works and spoke with Fairbairn about them; he visited the Canal Street works around 1840 and in 1845; and had a professional understanding of engineering. By a process of elimination the contention here is that the author was Bennet Woodcroft (1803-1879) who was born in Heaton, South Manchester, but by

⁹⁶ [Woodcroft], V.

⁹⁷ *Life*, p.472.

⁹⁸ [Woodcroft] X, p.309.

⁹⁹ R A Smith, *A Centenary of Science in Manchester*, (1883), p.258.

¹⁰⁰ Fairbairn, *UIFE3*, p.68; Walker, *Unwin*, p.67.

1824 was living at Ardwick Green, near to the Fairbairns. Woodcroft studied chemistry under Dalton.¹⁰¹ Fairbairn records that about 1830 Woodcroft showed him a plan of his invention of a screw propeller.¹⁰² Woodcroft was one of the group which met at Fairbairn's home in the mid-1830s.¹⁰³ He joined the Manchester Literary & Philosophical Society in 1841 and organised a Mechanical Exhibition at the British Association meeting in Manchester in 1842 (when Fairbairn was a vice-president of the Mechanical Section).¹⁰⁴ From 1852, Woodcroft was Superintendent of Specifications at the Patent Office and organised the Patent Office Museum. He became a Fellow of the Royal Society and Professor of Machinery at University College London. He also wrote biographies. Thus he had ample authority to review Pole's book.¹⁰⁵

Pole's book, with all the valid criticisms that can be made against it, provides a great deal of information. Apart from the autobiographical section, information relating to networks is particularly valuable. *The Engineer*'s extended review, appropriately, is much more engineering-orientated. As such it amplifies Pole, as well as providing corrective emphases.

1.10. Nineteenth-century Publications

The nineteenth-century publications referred to include *Parliamentary Papers*, periodicals and newspapers of which *The Mechanics' Magazine*, *The Civil Engineer and Architect's Journal*, *The Engineer*, *Engineering*, *The Illustrated London News*, *The Manchester Guardian* and *The Times* have been the most productive. The general pattern is that published material from before the mid-1830s is sparse whereas in later years with the increasing number of periodicals and journals of learned societies, there is more than ample material on some matters, notably reports of papers, whereas details of the many projects, other than the leading examples, remain difficult to find. In many cases there is reliance on an incidental

¹⁰¹ J Hewish, *The Indefatigable Mr Woodcroft: The Legacy of Invention*, (1979), pp.9-13.

¹⁰² Fairbairn, *UlfE3*, p.17.

¹⁰³ *Life*, pp.155-6.

¹⁰⁴ Hewish, *Woodcroft*, pp.13-4.

¹⁰⁵ B Woodcroft, *Sketch of the Origin and Progress of Steam Navigation from authentic documents*, (1848); B Woodcroft, *Brief Biographies of Inventors of Machines for the Manufacture of Textile Fabrics*, (1863).

reference or illustration. Newspaper advertisements, particularly relating to mills for sale, have helped locate some work as it is clear that the description 'by Fairbairn & Lillie' or 'by Fairbairn' was used as a selling-point.

Books by Fairbairn's contemporaries have proved useful, but caution is needed. Fairbairn was well aware of the influence of books, and it is clear that he encouraged relevant authors. Ure published drawings of Orrell's Stockport mill, with which he had been 'favoured through the liberality of the architect [Fairbairn] and proprietor'.¹⁰⁶ Dempsey, writing about iron girder bridges took pleasure in 'expressing our obligation' to Fairbairns for providing details of bridges.¹⁰⁷ On the other hand Fairbairn, in a piece of intense irony, wrote to Unwin about the man who twelve years hence would be writing Fairbairn's own biography,

Have you seen Mr Pole's 'History of the Tubular Bridges' in Jefferson and Pole's Life of Robert Stephenson? All the experimental researches are given to Stephenson and a more garbled statement of facts I have seldom read. Everything done by Stephenson although it is well known he never was present at any of the experiments but twice and that only for half an hour at a time. But Pole and [Clark?] were both of them employees of his and he paid them well for subverting the truth.¹⁰⁸

1.11. Secondary Sources

Secondary sources on which reliance has been placed are generally those which, or parts of which, are based directly on specific archival sources. These include Tann's work on early mills;¹⁰⁹ Fitzgerald's work on the Water Street Bridge;¹¹⁰ Hayward's research into the Forth & Clyde Canal archive, Fairbairn's premises and the limited liability company;¹¹¹ Bonson's publication of the drawings of the Brereton corn mill;¹¹² and Walker's biography of Unwin.¹¹³ There is reliance on some secondary foreign language publications in respect of material which is not otherwise available, including publications in German relating to the Scharfenstein factory and to

¹⁰⁶ Ure, *Philosophy*, pp.33-4.

¹⁰⁷ G D Dempsey, *Tubular and other Iron Girder Bridges ...*, (1850), pp.vi-vii.

¹⁰⁸ W Fairbairn to W C Unwin, 30 December 1864, London University: Imperial College Archives, Unwin/94, quoted in Tuovinen, 'Life and Work of Sir William Fairbairn', pp.38-9.

¹⁰⁹ Tann, *Development of the Factory*.

¹¹⁰ Fitzgerald, *Liverpool Road Station*.

¹¹¹ Hayward, 'Fairbairns'. The work on the Ancoats premises includes references from Rate Books and some deeds.

¹¹² T Bonson, *Driven by the Dane: Nine Centuries of Waterpower in South Cheshire and North Staffordshire*, (2003), pp175-183.

¹¹³ Walker, *Unwin*.

steamships on the Zurichsee;¹¹⁴ and in Dutch and Japanese on the diffusion of Fairbairn cranes.¹¹⁵ Details of Fairbairn railway locomotives are not available in any one place but there are references, and in many cases illustrations, of Fairbairn locomotives in secondary works on various railway companies, outstanding amongst them being H Jack, *Locomotives of the LNWR Southern Division*.¹¹⁶ There are three incomplete, undated and unpublished Fairbairn 'works lists' prepared independently of each other by Davies, King and Page.¹¹⁷ From these many and various sources a composite chart has been prepared showing the numbers of locomotives produced each year of the locomotive department's quarter-century existence, and the numbers exported. Fairbairn's technology transfers between different branches of engineering have never previously been collectively identified and brought together in one place.

1.12. Industrial Archaeology

All the main sites of Fairbairn's work in the British Isles, where readily visible physical elements remain, have been visited in the course of this research. Intangible as the benefits of such visits may be in the context of a thesis such as this, there is no doubt they inspire and enliven research. Of the mills, those of the Murrays and McConnel & Kennedy in Ancoats – the locations of Fairbairn & Lillie's first two major commissions - have survived, and are the subject of a major archaeological report.¹¹⁸ Fairbairn's Carlisle mill and his last two known mills in England – Saltaire and Enfield - have also survived. Very different from each other, these five mills vividly illustrate the development of mill building during the first half of the nineteenth century. The wrought-iron framed sugar refinery warehouse illustrated in S Giedion's seminal *Space, Time and Architecture*, was located after a very long search, and

¹¹⁴ A Oehlke, 'Spinnmühlen in Sachsen – Technologietransfer und Architektonische Umsetzung einer neuen Bauaufgabe', *Mitteilungen des Chemnitzer Geschichtsvereins*, Neue Folge VIII.69, 1999, 116-137; J Dürst, (ed.), *150 Jahre Dampfschiffe auf dem Zürichsee*, (1985).

¹¹⁵ W H P M van Hooff, *In het rijk van de Nederlandse Vulcanus: de Nederlandse machinenijverheid 1825-1914*, (1990); K Tamagawa, 'The Historic Cranes in Japan, Part 1' in *Cargo Handling JAPAN*, 49.5, 2004, 525-30.

¹¹⁶ H Jack, *Locomotives of the LNWR Southern Division: London & Birmingham Railway, London & North Western Railway and Wolverton Locomotive Works*, (2001).

¹¹⁷ J Davies, Typescript List, Woodridge, Queensland; T King, Typescript List, WL10308, Stephenson Locomotive Society Library, Hersham; M Page, Typescript List, L8733/18, Stephenson Locomotive Society Library, Hersham.

¹¹⁸ I Miller and C Wild (eds.), *A & G Murray and the Cotton Mills of Ancoats*, (2007).

visited.¹¹⁹ The tubular bridge at Conway is still in use and at least five tubular-girder bridges remain – four still in use. There are few mechanical remains – at least one waterwheel, albeit relocated and with many renewed parts, and perhaps three more that have been attributed to Fairbairn; some millwork at Brereton in Cheshire which may be by Fairbairn; the remains of a steam engine in Ireland which could have been by him; and a tubular crane in Dover, ‘restored’ in 2014 in a manner which, by propping the jib, destroys its iconic form. The only locomotive that exists in its largely original state, and the only stationary steam engine, are both in Brazil. Sadly the Britannia Bridge was destroyed by fire in 1970 and around the same time Manchester City Council allowed the original Fairbairn & Lillie workshop in Ancoats to be demolished, unrecorded. None of the Fairbairn family homes remain and no illustrations or photographs of any of them are known to exist, although Thomas Fairbairn’s homes in the South are still there, the Brambridge estate in Hampshire so different from Ancoats

What has visiting these remains added to a thesis which could have been written as a desk-top exercise, especially so when the sites lack the bustle, noise, smell, smoke and dirt of their operational days? The answer lies in that, even though the sites lack that atmosphere, to visit is at least in some way to step into reality, into a context where real people lived and worked, where engineers planned, measured, drew, built and inspected, where molten metal flowed, hammers clanged, machinery whirled and factory whistles blew. It gives an appreciation of the true scale of the mill or bridge, of the strength of its construction, of the power of the waterwheel as one walks from weir to wheelhouse where the water now drives a hydroelectric turbine.

Methodology

1.13. Approach

The destruction of the company records has dictated the approach to the thesis, making an economic business history, such as Roderick Floud’s of Greenwood &

¹¹⁹ S Giedion, *Space, Time and Architecture: the Growth of a new Tradition*, (3rd ed.1954), p.192, reproducing illustrations from Fairbairn, *Application*, (3rd ed. 1864), p.168.

Batley or J A Cantrell's of James Nasmyth, impossible.¹²⁰ What the material does facilitate is an understanding of Fairbairn and the company through a biographical approach and a methodology reconstructing a picture of the company through its products. Without the company's records, this picture has had to be built up piecemeal from such primary and other sources as there are. A major part of the research underlying this thesis has been the challenge of discovering, sometimes from obscure sources, what Fairbairn actually built, where and when, what experiments he undertook, and what he wrote. The picture is far from complete, but it does provide a much more reliable basis for an understanding and interpretation of Fairbairn than has been available hitherto. Three areas where disappointingly little material has been found beyond the first decade, are the organisation of the drawing office, the integration of design and manufacture, and the organisation of the works and workforce.¹²¹ The material available inevitably limits economic argument, but the approach has validity, not least because the narrative of the firm shows Fairbairn himself to have been critical to its growth and reputation.

The detail of the methodology was first to identify what Fairbairn built – the mills, waterwheels, steam engines, ships, bridges, locomotives, cranes and such – from whatever sources yielded information. The same was done for Fairbairn's experiments, his books, papers and reports. An attempt was then made to reconstruct Fairbairn's life and that of his firm in its various phases, identifying its resources – premises, money, machines and men – and the commissions it undertook. First, this enabled the ascent of Fairbairn and the firm to be traced, with explanations of that ascent; secondly the areas of his influence to be identified; followed by a determination of the reasons for the demise of the firm.

Fairbairn's own writings were very extensive and, critically approached, have been major sources of information. They provide technical details of his work and experiments and, on many occasions of his thinking on wider issues. The autobiographical material, albeit edited by Pole, provides information on Fairbairn's apprenticeship and journeyman years not available elsewhere. A particularly

¹²⁰ R Floud, *The British Machine Tool Industry, 1850-1914*, (1976); J A Cantrell, *James Nasmyth and the Bridgewater Foundry: A study of entrepreneurship in the early engineering industry*, (1984).

¹²¹ W König, 'Design and Engineering' in G Jones and J Zeitlin (eds.), *The Oxford Handbook of Business History*, (2007), pp.377-8.

important source is the ten articles in *The Engineer*, providing a detailed review of Pole's *Life*.

Much twentieth century history has been marked by perceived lines of demarcation between different branches, but there is evidence that these lines are becoming less distinct. C Wilson's *History of Unilever* was 'designed to show how business and economic history could be mutually reinforcing'.¹²² There is a breaking down of the syndrome whereby economic history has been more or less neglected in entrepreneurship research, and entrepreneurship researchers have lacked an interest in the historical and institutional contexts of entrepreneurship.¹²³ There is also current reaction against the view that the entrepreneur is an isolated economic actor, and growing emphasis that economic action is embedded in its social context.¹²⁴ Bijker, Hughes and Pinch's *The Social Constructions of Technological Systems* explores the interrelationships between technical and other elements in technologies.¹²⁵ Its editors write of research in which the technical, economic, political, social and other categories overlap, with sociological, technoscientific and economic analyses interwoven in a 'seamless web'.¹²⁶ It is suggested that one reason why the concept of 'useful knowledge' has been adopted is its bridging function between various historical disciplines.¹²⁷ In the debate generated by *The Gifts of Athena*, Mokyr has encouraged economic historians to investigate connections between science and technology, and to discover the roots of the industrial revolution in 'useful knowledge'.¹²⁸ Valuable as specific studies of individual areas of Fairbairn's engineering are, it is the purpose of this thesis to

¹²² T A B Corley, 'The entrepreneur: the central issue in business history?' in Brown and Rose, *Entrepreneurship*, p.15, referring to C H Wilson, *The History of Unilever: A Study of Economic Growth and Social Change*, (1954).

¹²³ Lohrke and Landström, 'History matters', p.8.

¹²⁴ Jack and Rose, 'Historical roots', p.256. Philip Scranton has drawn attention to the 'none-too-porous boundaries' between technological and labour historians (P Scranton, 'None-too-porous Boundaries: Labour History and the History of Technology', *Technology and Culture*, 29, 1988, 722-43). See also L Magnusson, 'Business History and the History of Work – a contested relationship', *Business History*, 56.1, 2014, 71-83.

¹²⁵ J Tann, 'Space, Time and Innovation Characteristics: The Contribution of Diffusion Process Theory to the History of Technology', *History of Technology*, 17, 1995, 147; W E Bijker and T J Pinch, 'Preface to the Anniversary Edition' in Bijker, Hughes and Pinch, *Social Construction of Technological Systems*, p.xiii – on a list of the thirty most influential books ever published by MIT Press.

¹²⁶ Bijker, Hughes and Pinch, *Social Construction of Technological Systems*, p.4; M Callon, 'Society in the Making: The Study of Technology as a Tool for Sociological Analysis', in Bijker, Hughes and Pinch, *Social Construction of Technological Systems*, pp.77-8.

¹²⁷ Davids, 'Introduction: "Useful Knowledge" Reconsidered', 1.

¹²⁸ Berg, 'The genesis of "Useful Knowledge"', 123.

follow the identified trends and to provide an overall understanding of Fairbairn, the engineer, and his firm, within a social and economic context.

Appleby, Hunt and Jacob emphasise the combined need for narrative coherence, causal analysis and social contextualization.¹²⁹ Indeed there is a renewed emphasis on narrative, as indicated in R A Buchanan's paper, 'Theory and Narrative in the History of Technology', and Bijker and Pinch's Preface to the second edition of *Social Construction of Technological Systems*.¹³⁰ Failures of both businesses and technological innovations have often been neglected by historians, but there is increasing appreciation of the value of the study of failure and 'things that turned out to be dead ends', as well as of success.¹³¹

Thus the thesis sets out to integrate in one place Fairbairn's disparate activities to provide an accurate chronologically-structured account of his life and work, which was not available, as an essential pre-requisite to considering reasons for his ascent to fame, his influence in many areas of engineering, and the causes of the decline and demise of the firm he founded. Incorporated into this overall assessment are considerations of the rise to commercial importance and subsequent decline of discrete areas of the business, over differing time-spans – mills and experimental engineering over half a century, but shipbuilding, locomotives, bridges and cranes for much shorter spans.

1.14. Structure

Fairbairn's work was diverse and complex in that it involved on-site construction of mills, waterwheels, steam-engines, bridges and cranes, but also involved a factory where the metal components for all these products were made, along with locomotives. In addition there was a shipyard and his on-going experimental engineering. Table 1.1 illustrates changes in the main areas of activity, as new opportunities arose, and circumstances led to decline or abandonment of others.

¹²⁹ J Appleby, L Hunt and M Jacob, *Telling the Truth about History*, (1994), p.228.

¹³⁰ R A Buchanan, 'Theory and Narrative in the History of Technology', *Technology and Culture*, 32, 1991, 365-76; Bijker and Pinch, 'Preface, p.xvii.

¹³¹ Pinch and Bijker, 'The Social Construction of Facts and Artifacts, p.16; P Fridenson, 'Business Failure and the Agenda of Business History', *Enterprise and Society*, 5.4, 2004, 565; R Morris, *Time's Anvil: England, Archaeology and the Imagination*, (2012), pp.19, 319.

Reference has already been made to the discrete phases of Fairbairn’s life and of the firm he founded. These are summarised in Table 1.2.

Table 1.1. Timescales of the main Fairbairn Spheres of Activity.
The intensity of activity is represented by the density of the shading.

	1817- 1819	1820- 1824	1825- 1829	1830- 1834	1835- 1839	1840- 1844	1845- 1849	1850- 1854	1855- 1859	1860- 1864	1865- 1869	1870- 1875
Mills and Millwork	■	■	■	■	■	■	■	■	■	■	■	■
Research/investigations		■	■	■	■	■	■	■	■	■	■	■
Waterwheels		■	■				■	■	■	■		
Steam Engines/boilers				■	■	■	■	■	■	■	■	■
Cast-iron bridges				■	■	■						
Iron steamships at M/cr				■								
Iron s/ships at Millwall					■	■						
Locomotives						■	■	■	■	■		
Tubular and t/g bridges							■	■	■			
Tubular cranes								■	■	■		
Lattice/trussed bridges										■	■	■
W/I Roof Structures											■	■

To bring all together in one thesis presents a challenge, but it is an important challenge because the breadth and the interconnectedness of Fairbairn’s activities are not generally understood. One difficulty has been to assimilate an adequate understanding of so many diverse areas of nineteenth-century structural and mechanical engineering and shipbuilding. Three approaches to structuring the thesis to meet this challenge were considered, the thematic, the chronological, and a hybrid between the two. None provides a neat solution, but as is said, history does not provide neat solutions.

A chronological approach has been chosen for four reasons. First, most of the secondary literature, inevitably, is compartmentalized and fragmented, as specialist authors address discrete spheres of activity. It is an objective of this thesis to integrate these many spheres, noting the development of each, but locating them within the changing company structure, and within the networks and other linkages related to them. A chronological approach facilitates this. Allan Thompson, emphasising that chronological weakness can occur in industrial revolution studies,

Table 1.2. Fairbairn Chronology.

Chapter	Dates for W Fairbairn	Wm Fairbairn	Dates for Firm	Firm: Mode of Trading	Name of Firm
Chapter 3	1789-1804	Childhood			
	1804-1811	Apprenticeship			
	1811-1817	Journeyman			
Chapter 4	1817-1832	Partner	1817-1832	Partnership (William Fairbairn, James Lillie)	Fairbairn & Lillie
Chapter 5	1832-1841	Sole Principal	1832-1841	Sole Principal (William Fairbairn) (1838-43 Andrew Murray and John Hetherington had a small shares in the Millwall shipyard)	Wm. Fairbairn (until 1846)
Chapters 6 and 7	1841-1853	Family Business	1841-1853	Partnership(s) – Family Business (Wm Fairbairn, John Fairbairn from unknown date until 1844; Thomas Fairbairn from 1841; Wm. A Fairbairn from 1846; George Fairbairn from c.1851)	Wm. Fairbairn & Sons (from 1846)
Chapters 8 and 9	1854-1874	'Retired' but gave 'active assistance' Director until 1872 but then 'retained interest in the establishment'.	1854-1859	Partnership(s) – Family Business (Thomas Fairbairn; George Fairbairn until 1856; Wm. Andrew Fairbairn until 1859).	Fairbairn & Company
			1859-1864	Sole Principal (Thomas Fairbairn)	
			1864-1875	Limited Liability Company. (Directors: Thomas Fairbairn, chairman; Augustus Novelli; James McConnell; John Pender; Wm Fairbairn until 1872 .	The Fairbairn Engineering Company Limited
	1874 >	Deceased	1875-1899	In voluntary liquidation. Finally wound up in 1899.	

points out that chronology 'helps to relate a number of disparate changes to one another in some consistent way'.¹³² Tann is critical of the *Transactions of the Newcomen Society* for a tendency towards 'a time- and context-free approach' where the development of engineering products is discussed solely in engineering terms without reference to the social, economic or business aspects of their

¹³² A Thompson, *The Dynamics of the Industrial Revolution*, (1973), p.141. His illustrations are mainly drawn from developments in agriculture.

manufacture.¹³³ Second, a chronological approach emphasises the important differences between the discrete phases of the Fairbairn business - for example the family business is particularly relevant given the current interest in family businesses amongst historians and in business schools. Third, with Fairbairn having so many 'irons in the fire', both a thematic and a hybrid approach looked as if they would result in a plethora of descriptive chapters on discrete subjects. Fourth, business development is increasingly seen in its social and institutional context with which a chronological approach is compatible.

The chronological approach is not followed slavishly and some latitude has been taken where this seems appropriate, particularly in chapter 3. Fairbairn's influence through education and his trainees and employees was on-going throughout his career and way beyond, and these areas are brought together in chapter 8, in the chronological sequence when this influence was at its height. Iron is a uniting feature throughout, and the two specific threads which link together all the discrete phases of Fairbairn's business life are mill-building and experimental engineering. Much engineering history is inevitably bounded by technical parameters, but a study in the way outlined facilitates a synergy between technical aspects of engineering and their business, social and institutional settings.

This provides an appropriate context in which to question how William Fairbairn and the engineering company he founded ascended to success; in what ways he was influential; and what caused the demise of the company.

¹³³ Tann, 'Space, Time and Innovation', 146.

Chapter 2: The Engineering Background

2.1. Millwrights

Fairbairn began his career as an apprentice colliery millwright in 1804. The term 'millwright' is widely associated with him but its meaning is not always clear. Around the beginning of the nineteenth century significant changes were in train affecting millwrights and these continued, with the development of millwrighting firms and the transition of master-millwrights to engineers. For generations windmills, water mills and horse wheels were built and repaired by local country millwrights and itinerant journeyman millwrights. Their work involved the application of power to an industrial process and the transmission of that power to machinery. In milling they were also involved with the machinery. The first stages of the transfer to the factory system were achieved with the aid of traditional millwrights. They designed and built the shafting and gearing, and often designed the factory itself. They recommended the prime mover, and unless a steam-engine, they designed and built it.¹ As the number and size of factories increased in the latter part of the eighteenth century, master-millwrights engaged other millwrights, so that millwright firms emerged, with some, such as Thomas Lowe of Nottingham, undertaking work throughout the country.²

By this time the division between master-millwrights and tradesmen millwrights was widening. Important among the former group were Andre Meikle (1719 -1811) to whom John Rennie (1761-1821) was apprenticed, John Penn (1770-1843), and Bryan Donkin (1768-1855). Meikle apart, these master-millwrights gravitated to London and set up significant firms. From around 1777 they formed a society to protect their position. In 1799 there were eighteen members, with Rennie and Donkin much involved. In 1805, now styled 'The Society of Master Millwrights', they met regularly during a protracted dispute with journeymen.³ In parallel, by 1799 there was

¹ J Tann, *The Development of the Factory*, (1970), p.95.

² J Tann, 'The Textile Millwright in the Early Industrial Revolution', *Textile History*, 5. 1974, 83-4; Fairbairn, *Application*, pp.2-5; *Life*, p.122. The millwork at Arkwright's Nottingham factory was designed and executed by Thomas Lowe, a local millwright, with power from a nine horse animal wheel. Lowe built up a sizeable business, not least for Manchester cotton spinners. In 1801 he executed the millwork for G A Lee's Salford Twist Mill, Lancashire's first fireproof factory, and one which greatly influenced Fairbairn. Fairbairn incorrectly believed this to have been the first fireproof mill.

³ J G Moher, 'The London Millwrights and Engineers 1775-1825', (London University PhD Thesis 1988), pp.70-1.

also an organisation of journeyman millwrights, with the purposes of obtaining increased wages and limiting who was employed.⁴ By the end of 1811 there were three competing London societies of employee millwrights.⁵ In Manchester there were important master-millwrights, including Peter Ewart (1767-1842) and Thomas Hewes (1768-1832), and also the employees' Manchester Millwrights' Society.

These master millwrights worked in areas wider than traditional millwrighting: Meikle also invented the threshing machine; Rennie, besides traditional millwork, built rolling mills for mints, applied steam power to pile-driving and dredging, and built canals, harbours and bridges; Penn specialised in milling machinery, moving to marine engines in the mid-1820s; Donkin built papermaking machines, and was involved in canning, machine tools and instrument making. Ewart worked as agent for Boulton & Watt and subsequently became chief engineer to the navy's steamships; Hewes combined traditional millwrighting with machine-making. These master millwrights were exceptional men. However, the majority of millwrights were artisans and many had only limited skills. Some were much more akin to carpenters, concentrating on simple work – in the mid eighteenth century millwrighting had been seen as a branch of carpentry.⁶

At the start of the nineteenth century wooden transmission systems and waterwheels were beginning to give way to iron, with components manufactured in foundries and workshops. At the same time steam engines were replacing some waterwheels. As more factory-made iron components were introduced, facilitated by an increasing range of capital-intensive machine tools – notably slide lathes, drilling, boring, planning and slotting machines - there were increasing challenges to the millwrights' societies' dominance in the workshops. In the 1830s Nasmyth was selling standardized machine tools by catalogue. They did not require a skilled millwright to operate them, but a 'well-educated labourer'.⁷ Traditional millwrighting was gradually reducing to site erection of factory-made gearing and shafting, with a diminishing number of waterwheels. In 1841 William's brother, Peter Fairbairn (1797-1861) of Leeds gave evidence to a Parliamentary Committee that it was only repair work that

⁴ J B Jefferys, *The Story of the Engineers 1800-1945*, (1945), pp.10-11.

⁵ *Life*, p.92.

⁶ R Campbell, *A General Description of All Trades*, (1747).

⁷ W H G Armytage, *A Social History of Engineering*, (1976), p.126.

now required a millwright's all-round skills.⁸ Increasing specialisation was reflected in new trade societies, including the Steam Engine Makers in 1824, the Journeymen Steam Engine and Machine Makers and Millwrights in 1826 and the Boilermakers in 1837.⁹ Around 1851 many of the societies in the industry joined together to form the Amalgamated Society of Engineers, Machinists, Millwrights, Smiths and Pattern-makers, generally known as the Amalgamated Society of Engineers, bringing further loss of status to the millwrights and confusion about the designation 'engineer'. A decisive change came through the 1852 engineering dispute, after which the ASE lost control of the workshops, and employers were able to employ semi-skilled men to operate machine tools.¹⁰ In parallel with improved machine tools in planned workshops, was the growth of the drawing office. This transferred considerable responsibility from the millwright to the draughtsman and, coupled with the increasing division of labour in the workshops, tended to restrict the opportunities for traditional general millwrights, notably to the roles of 'foremen and out-door superintendents'.¹¹

2.2. Engineers

Alongside the growth of millwrighting firms the civil engineer was emerging. In the early part of the eighteenth century, an engineer was a military man dealing with fortifications and strategic roads and bridges. In 1761 Smeaton described himself as a 'civil engineer'.¹² He, as Brindley and Telford, is best known for transport engineering, but all were also involved in millwrighting work.¹³ In 1771 Smeaton founded the Society of Civil Engineers with a small membership mainly engaged in designing and supervising such works as roads, canals and harbours. Rennie was involved in the Society, but it did not welcome younger engineers.¹⁴ This led to the founding of the Institution of Civil Engineers in 1818 'for the general advancement of mechanical science'. The Royal Charter given to the Institution in 1828 declared civil

⁸ Report of the Select Committee on the Operation of Laws affecting the Exportation of Machinery, *Parliamentary Papers*, (1841), VII, p.217.

⁹ Jefferys, *Story of the Engineers*, p p.27-31.

¹⁰ See Chapter 6.5.

¹¹ *Life*, p.47.

¹² *Life*, p.17.

¹³ Tann, 'Textile Millwright', 81-2.

¹⁴ R A Buchanan, *The Engineers: A History of the Engineering Profession in Britain 1750-1914*, (1989), pp.54, 60-1.

engineering to be: 'The art of directing the great sources of power in nature for the use and convenience of man', and one of the several descriptions to which this was applied was 'the construction and adaptation of machinery'.¹⁵ The Charter also provided official recognition that civil engineering had achieved professional standing.¹⁶

In 1818, when the Institution was founded, there was no clear differentiation between civil and mechanical engineering and the two types of activity were commonly combined. In fact all the founding members of the Institution of Civil Engineers undertook primarily mechanical engineering work.¹⁷ It was commonplace for engineers to be active in many areas of work – the Stephensons, Brunels, Rennies and Penns all exemplify this. Later there was increasing specialisation. As demands and opportunities arose, such as those brought by the railways, new products were introduced, whilst others declined or were eclipsed. In the second quarter of the nineteenth-century there was a growing divergence between civil and mechanical engineering as they are understood today, with the 'civils' majoring on railways, water supply, drainage, roads, bridges and harbour works. Engineers undertaking these classes of work also tended to divide into consulting engineers, who designed and certified the work, and contractors, who actually built the projects.

The description 'mechanical engineering' came into being mainly as a result of the development of the rotative steam engine.¹⁸ In 1841 the Manchester engineer William Jenkinson described mechanical engineering as divided into three classes: first, steam-engines, mill-gearing, hydraulic presses and other heavy machinery; second, tool-making; and third, machine-making. Amongst the third group were those he described as 'mechanics', engaged in textile factories 'not only in the making of machinery, but in the repairing of it'.¹⁹ At the beginning of the nineteenth century, whilst steam-engine building centred on Boulton & Watt in Birmingham, London was the centre of mechanical engineering, with Joseph Bramah (1748-

¹⁵ *Life*, p.23.

¹⁶ W J Reader, *Professional Men: the rise of the professional classes in nineteenth century England*, (1966), p.164.

¹⁷ Buchanan, *The Engineers*, pp.61-2.

¹⁸ R H Parsons, *A History of the Institution of Mechanical Engineers 1847-1947*, (1947), p.1.

¹⁹ Report of Select Committee on the Operation of Laws affecting the Exportation of Machinery', p.107.

1814), and Henry Maudslay (1771-1831) who had worked for Bramah for nine years. Bramah manufactured water closets, locks and hydraulic presses, straddling Jenkinson's second and third categories, whereas Maudslay was famous for his machine tools - and the men who gained experience with him.²⁰ The separate Institution of Mechanical Engineers was not founded until 1847.²¹

The divisions between civil and mechanical engineers, between consulting engineers and contractors, and between machine-makers and millwrights were not always clear-cut. Some engineers and some firms worked in more than one sector or manner. Robert Stephenson acted as consulting engineer for much of his railway work but also contracted for the supply of locomotives.²²

By the mid-1820s the hub of mechanical engineering was moving from London to Manchester, drawn by the opportunities provided by the burgeoning cotton industry. There were already well-established firms of millwrights, machine-builders and iron-founders in Manchester, such as Bateman & Sherratt who had been building steam-engines since the 1780s, Peel Williams & Co, Ormrod & Son, Galloway Bowman & Glasgow, W&J Mather, Adam Parkinson and Thomas Hewes. Scots were prominent amongst the early millwrights and machine-builders drawn to Manchester.²³ Later immigration included no fewer than six outstanding mechanical engineers who had been employed at the Maudslay 'nursery' - Richard Roberts (arrived 1816), Francis Lewis (1816), Joseph Whitworth (1833), James Nasmyth (1834), George Nasmyth (1834) and William Muir (1842); and others from abroad including Joseph Dyer (1816) from Connecticut, the Swiss inventor J G Bodmer (1824) and C F Beyer from Saxony (1834).

2.3. William Fairbairn: from Millwright to Engineer

Where, then, did William Fairbairn fit into this picture? His training, he tells us, was as a millwright – he was bound apprentice to John Robinson at Percy Main Colliery,

²⁰ J Cantrell and G Cookson, *Henry Maudslay & the Pioneers of the Machine Age*, (2002).

²¹ Buchanan, *The Engineers*, p.80

²² M R Bailey, 'The Mechanical Business' in M R Bailey (ed.), *Robert Stephenson – The Eminent Engineer*, (2003), p.164.

²³ D A Farnie and W O Henderson (eds.), *Industry and Innovation: Selected Essays*, W H Chaloner, (1990), p.100.

described in the indenture as 'Millwright'.²⁴ However Fairbairn's concept of a millwright was somewhat wider than traditional millwork. His millwright also had 'knowledge of mill machinery, pumps and cranes'.²⁵ His own apprenticeship illustrated this, for his work included repairing pumps and looking after a steam engine, and, despite the description in the indenture, he variously described Robinson as an 'engine-wright' and a 'colliery engineer'.²⁶ Similarly his journeyman years illustrated a wide breadth of work, involving machine-making in Dublin and erecting textile printing machinery in Manchester.²⁷ His second employer in Manchester was Thomas Hewes who had built up one of the largest and most outstanding firms of millwrights and machine-makers – in the early 1820s he employed 140 to 150 men of whom 40 were engaged in heavy mill-work including waterwheels.²⁸ Over the ensuing twenty-five years Hewes and his successor firms continued to be very important millwrights.²⁹ Initially Fairbairn was engaged in the site erection of Hewes' waterwheels, moving from there to his drawing office.³⁰

Fairbairn arrived in Manchester in 1813 and, in a widely quoted passage, recorded that,

When I first entered this city, the whole of the machinery was executed by hand. There were neither planing, slotting, nor shaping machines, and, with the exception of very imperfect lathes and a few drills, the preparatory operations of construction were effected entirely by the hands of the workmen.³¹

An 1824 Manchester directory listed ten firms as 'Millwrights', including Fairbairn & Lillie, which was the sole firm to which was added the designation '& engineers' - the directory did not include a separate list of Engineers. The firm was also one of twenty-four listed as 'Iron Founders'. Under 'Machine Makers', there were thirty-eight firms, whose owners would have been drawn from a variety of backgrounds. These firms included four of the ten listed millwrights, but not Fairbairn & Lillie. Under their home addresses both Fairbairn and Lillie were individually described as

²⁴ *Life*, p.71.

²⁵ Fairbairn, *UFE2*, p.212.

²⁶ *Life*, pp.71-2.

²⁷ *Life*, pp.100-1, 111.

²⁸ 'Report from the Select Committee on Artisans, Machinery and Combinations', *Parliamentary Papers*, (1824), V, p.340.

²⁹ Tann, *Development of the Factory*, p.103.

³⁰ *Life*, pp.101, 105; 'Mr. Alderman John Hopkinson, J.P.', *Manchester Faces and Places*, 4, 1893, 155.

³¹ W Fairbairn, 'Presidential Address', *BAAS1861*, p.lxiv.

'millwrights'.³² For its first decade almost all the firm's work was that of the traditional millwright – transmission shafting, gearing, waterwheels and structural ironwork (an exception was silk spinning machinery). In 1824 they were employing between sixty and seventy men, mainly artisan millwrights, members of the Manchester Millwrights' Club.³³ In the late 1820s, as Fairbairn & Lillie's work increased, some of it beyond traditional millwrighting, so the industry's perception of a millwright was changing to that of an artisan employee. There is little doubt that Fairbairn was aware of this at the time, and later he wrote about it:

The introduction of the steam engine, and the rapidity with which it created new trades, proved a heavy blow to the distinctive position of the millwright, by bringing into the field a new class of competitors in the shape of turners, fitters, machine-makers, and mechanical engineers; ... [which] lowered the profession of the millwright, and levelled it in a great degree with that of the ordinary mechanic.³⁴

He also saw the decline of the millwright stemming from the 'excesses' of the Millwright Societies, leading to 'the almost ultimate extinction of the name of millwright as a distinct profession'.³⁵

It is clear that despite an elite description of the eighteenth century given by Fairbairn, the typical millwright was 'vastly remote from the paradigm of the gentleman, his upbringing, and his doings!'³⁶ With the declining status of the millwright, it was an obvious move for Fairbairn to ally himself with the ascending civil engineers whose status tended to be managerial and professional. They were employers rather than employees. By 1830 he saw himself as a civil engineer, a designation sealed by his election to the Institution, after which he used the suffix 'C.E.'.³⁷ It is in this sense that the description 'engineer' is used of Fairbairn in this thesis.

After 1830, like many other engineers, Fairbairn's range of work was wide, and changing as circumstances and opportunities changed, as has been illustrated in Table 1.1. Much of his post 1830 work was within the category of what is now known

³² E Baines, *History and Directory of Manchester*, (1824).

³³ 'Report from the Select Committee on Artisans, Machinery and Combinations', p.566; *MG*, 19 and 26 February 1825.

³⁴ Fairbairn, *M&MWI*, p.vii.

³⁵ *Life*, p.93.

³⁶ D C Coleman, 'Gentlemen and Players', *Economic History Review*, NS26.1, 1973, 104.

³⁷ *Life*, p.130.

as mechanical engineering but he always had a foot in civil engineering - his factory structures, water supplies to waterwheels, bridges and drainage schemes were all civil engineering. Most of Fairbairn's work fell within Jenkinson's first class of mechanical engineering work – steam engines and mill gearing - to which were added iron shipbuilding, locomotives and iron structures. These were constructed in foundry, workshop and yard by millwrights and other artisans, increasingly using standardised parts, and with increasingly sophisticated machine tools. The products were then erected on site and, or, commissioned, worldwide by peripatetic erectors and fitters who retained an affinity with the traditional itinerant millwright. For the half century 1820-1870, Fairbairn was one of the foremost of millwrights and engineers.

2.4. Fairbairn on the Eighteenth Century Millwright

It is somewhat ironic that Fairbairn, with a vast portfolio of engineering projects, is best known in the academic world for his description of an eighteenth-century millwright, whom he refers to as a 'jack-of-all-trades', and then proceeds to describe as a master-of-all-trades! His description, or part of it, has been quoted by historians on at least twenty occasions between 1945 and the present.³⁸ It also appears on the

³⁸ J B Jefferys, *The Story of the Engineers*, (1945), pp.9-10; S Smith, 'Thomas Cheek Hewes (1768-1832) An Ingenious Engineer and Mechanic of Manchester', (University of Manchester MSc 1969), p.16; A E Musson, 'The Diffusion of Technology in Great Britain during the Industrial Revolution' in Musson and Robinson, *Science and Technology*, p.73; A E Musson, 'Introduction' to 1970 ed. of *Life*, p.ix; Coleman, 'Gentlemen and Players', 104; D T Jenkins, *The West Riding Wool Textile Industry 1770-1835: A study of fixed capital formation*, (1975), pp.101-2; C More, *Skill and the English Working Class, 1870-1914*, (1984), p.195; JWrigley, 'The Division between Mental and Manual Labour: Artisan Education in Science in Nineteenth Century Britain', *American Journal of Sociology*, 885, 1982,538; T S Reynolds, *Stronger than a Hundred Men: A History of the Vertical Water Wheel*, (1983), pp.191-2; J A Cantrell, *James Nasmyth and the Bridgewater Foundry: A study of entrepreneurship in the early engineering industry*, (1985), p.225; M Berg, *The Age of Manufactures: Industry, Innovation and Work in Britain 100-1820*, (1985), pp.269-70; Moher, 'London Millwrights and Engineers', p.29; Buchanan, *The Engineers*, p.35; J Griffiths, *The Third Man: The Life and Times of William Murdoch 1754-1839*, (1992), p.4; G Cookson, 'The West Yorkshire Textile Engineering Industry, 1780-1850', (University of York PhD 1994), pp.48-9; T King, 'Millwrights to Mechatronics: The Merits of Multi-disciplinary engineering', *Mechatronics*, 5.2/3, 1995, 96; G N von Tunzelmann, 'Engineering and Innovation in the industrial revolution', *Interdisciplinary Science Reviews*, 22.1, 1997, 69; L Purbrick, 'Ideologically Technical: Illustration, Automation and Spinning Cotton around the Middle of the Nineteenth Century', *Journal of Design History*, 11/4. 1998, 281; I Inkster, 'Potentially Global: "Useful and Reliable Knowledge" and Material Progress in Europe, 1474-1914', *The International History Review*, 28.2, 2006, 275; J Mokyr, 'Entrepreneurship and the Industrial Revolution in Britain' in D S Landes, J Mokyr and W J Baumol (eds.), *The Invention of Enterprise: Entrepreneurship from Ancient Mesopotamia to Modern Times*, (2010), pp.20-4; J Mokyr, *The Enlightened Economy: Britain and the Industrial Revolution 1700-1850*, (2009), p.109; B Trinder, *Britain's Industrial Revolution: The making of a manufacturing people 1700-1870*, (2013), p.68.

Science Museum's website.³⁹ Most quote it without comment, but in an accepting manner. Some are more discerning, pointing out that this 'does not represent the whole story of millwrighting' – some millwrights were 'much more akin to a carpenter';⁴⁰ or that the account is 'perhaps favourably biased', and one describes it as 'a myth'.⁴¹ Yet in 2014 one historian referred to Fairbairn's piece as 'a good description of a millwright of the eighteenth- century'.⁴² Others consider that 'The truth of this statement is clearly evident', supporting their view by references to Smeaton, Telford and Rennie.⁴³ Indeed, Fairbairn himself referred to millwrights as 'generally men of talent', and he 'ranked amongst them the celebrated names of Brindley, Smeaton and Rennie'.⁴⁴ But Smeaton, probably the greatest of eighteenth-century engineers, 'did not learn these skills by being an apprentice millwright'.⁴⁵

What Fairbairn actually wrote was:

The millwright of the last century was an itinerant engineer and mechanic of high reputation. He could handle the axe, the hammer, and the plane with equal skill and precision; he could turn, bore or forge with the ease and despatch of one brought up to these trades, and he could set out and cut in the furrows of a millstone with an accuracy equal or superior to that of the miller himself. These various duties he was called upon to exercise, and seldom in vain, as in the practice of his profession he had mainly to depend upon his own resources. Generally, he was a fair arithmetician, knew something of geometry, levelling and mensuration, and in some cases possessed a very competent knowledge of practical mathematics. He could calculate the velocities, strength and power of machines: could draw in plan and section, and could construct buildings, conduits or watercourses, in all the forms and under all the conditions required in his professional practice; he could build bridges, cut canals, and perform a variety of work now done by civil engineers. Such was the character and condition of the men who designed and carried out most of the mechanical work of this country, up to the middle and end of the last century.⁴⁶

None of those citing Fairbairn's description point out that this was not a universal view amongst his contemporaries. For example *The Mechanics' Magazine's* reviewer of Fairbairn's book in which the passage appeared wrote:

It does not take a very extended retrospect to recall the days when everything connected with prime movers, wheel-work or mechanical appliances, dwelt in the

³⁹ http://www.makingthefirstworld.org.uk/stories/manufacture_by_machine/02.STO... (accessed 4 June 2015).

⁴⁰ Cookson, 'West Yorkshire Textile Engineering', p.49.

⁴¹ Cantrell, *Nasmyth*, p.225; More, *Skill and the English Working Class*, p.195.

⁴² Jacob, *The First Knowledge Economy*, p.4n6.

⁴³ Musson, 'Diffusion of Technology', p.73; Inkster, 'Potentially Global', p.275.

⁴⁴ *Life*, p.93.

⁴⁵ R C Allen, *The British Industrial Revolution in Global Perspective*, (2009), p.242; T Turner and A W Skempton, 'John Smeaton' in A W Skempton (ed.), *John Smeaton, FRS*, (1981), p.7-16.

⁴⁶ Fairbairn, *M&MWI*, pp.v-vi.

hands of a class called 'millwrights', ... Illiterate and conceited, drunken and unmannerly, their presence was tolerated only because nothing better was to be had.⁴⁷

Fairbairn had eulogized the roots from which he had sprung, but however widely his description might be quoted, it is seriously misleading because it blurs the distinctions between the variable levels of skills of millwrights.⁴⁸ From the 1760s there emerged 'specialist millwright/engineers', as Brindley, Smeaton, Jessop, Telford and others – the recognition of whose group identity brought about the establishment of the Society of Civil Engineers in 1771.⁴⁹ By the middle of the nineteenth century this had led to a clear division, with master-millwrights having become professional engineers - members of the engineering Institutions - whilst tradesmen millwrights became members of the Amalgamated Society of Engineers which subsequently joined with other engineering trades unions to form the Amalgamated Engineering Union in 1920. The millwrights' name had largely been lost in Britain.⁵⁰ Judging by its repetition, and the few historians who have raised doubts about it, Fairbairn's description of the eighteenth-century millwright is influential, but it is a misleading influence, and a reminder that however many times something is repeated does not guarantee it is correct.

⁴⁷ *MM*, 10(NS), 1863, 700.

⁴⁸ Moher, 'London Millwrights', p.29.

⁴⁹ Tann, 'Textile Millwright', 81-2.

⁵⁰ In Britain it tends to be limited to those involved in the conservation of old machinery. Thus the main UK list of millwrights is that published by the Society for the Protection of Ancient Buildings (SPAB) at <https://www.spab.org.uk/spab-mills/millwrights-directory/>. The 2014 update contains fourteen entries. In North America the term is more widely used, to describe tradesmen engaged in erecting machinery (<http://www.unionmillwright.com/>) (accessed 5 June 2015). Fairbairn's description is also quoted on this website.

Chapter 3: Early Life

3.1. Introduction

William Fairbairn became one of the great engineers of the nineteenth century, and did so from a very modest background. What were the foundations of his successful career and were there pointers to the future to be seen in them? What were the characteristics of his home and to what extent did these influence his later life? What early education did he receive? What did Fairbairn learn as an apprentice millwright and what features of workshop life influenced the management of his own workshops in the future? What connections made whilst he was an apprentice were influential in his future career? In answering these questions it needs to be appreciated that there were three distinctly separate foundational phases to his success, childhood up to the age of fifteen, followed by seven years as an apprentice millwright, and six years as a journeyman millwright.

From these latter years Fairbairn provides insights into the life of an early nineteenth-century journeyman millwright. Were there pointers to his future during these years? What was it that drew Fairbairn, like so many other fine engineers, to settle in Manchester? Significantly he spent the latter part of his time as a journeyman with Thomas Hewes, one of the leading millwrights in the country at the time, ending with formative time in Hewes' drawing office. What did Fairbairn learn from his time with Hewes?

Fairbairn's experiences from these years help to provide an understanding of some of his future attitudes and actions, and this chapter includes three discrete sections looking forward to see the future effects of significant circumstances from these years – paternalism, restrictive practices and domestic stability.

3.2. Childhood, Schooling and Early Employment

Fairbairn's childhood was far from easy, his education was interrupted and his first two jobs were an unfortunate entry into the world of work, but he was clearly

influenced by parents who were industrious and 'respectable'. His father, Andrew Fairbairn (1758-1844) was a farm labourer, became a ploughman, and was press-ganged into the navy during the American War of Independence. On his return he married Margaret Henderson, daughter of a Jedburgh tradesman, and worked at Smailholm, near Kelso. Their first child, William, was born into their modest home at Coldstream in Roxburghshire, Scotland, on the 19 February 1789.¹ In 1799 Andrew moved his family to Moy, Ross-shire, to take charge of a farm with his brother, journeying there by an old horse and cart with five children and an ill wife, through wild country and foul weather.² Things turned out badly at Moy. Crops failed in 1800 and 1801, and Andrew moved to nearby Allangrange as a farm steward. Again there were difficulties and after two years he moved his family back to Kelso – by way of 'a tedious voyage' by sailing-ship from Cromarty to Leith. Andrew then sought work in Yorkshire but did not remain there, moving in 1803 to become steward of a farm belonging to the owners of Percy Main Colliery, near Newcastle.

William remembered his father as a man of industry and integrity and, perhaps surprisingly, a great reader, affectionate towards his wife, and concerned for the education of his children. Margaret (d.1820) bore at least six children and suffered poor health. She too was imbued with the work ethic. For twenty years she spun the wool and flax for the family's clothes, sent it to the weaver and then made their clothing from it. Both parents were of the Church of Scotland 'from which they never deviated' but the extent to which they attended the kirk is not recorded and Fairbairn thought his father tinged with scepticism. The 'respectability' and strong work ethic of their home can be followed throughout the lives of both William and his brother Peter.³

William's education was limited and interrupted. As a four or five year old he attended a school, possibly at Smailholm.⁴ From there he moved to the parish school at Kelso where he 'attained some proficiency in reading writing and arithmetic' under

¹ R A Smith, *A Century of Science in Manchester*, (1883), p.257, 'His life by Dr Pole says he was born in Kelso, but the present writer had Coldstream from Mr Fairbairn himself'; *Life*, p.53.

² *Life*, p.59.

³ *Life*, pp.54-70, 192. The children were William (1789-1874), two girls – names unknown, Thomas (drowned at sea 1812), Peter (1799-1861), Eliza (1801-1803).

⁴ *Fortunes Made in Business*, p.237.

a teacher full of enthusiasm who loved his profession.⁵ At Moy, William missed two years schooling, but demonstrated an early interest in motive power— a pointer to his future career - by building model wind and water mills, and a four-wheeled waggon to transport his younger brother.⁶ Whilst at Allangrange he attended Munloch school, where the teacher was a severe disciplinarian but otherwise ‘an excellent teacher’. When the family moved back to Kelso, William was sent to his uncle, a teacher in Galashiels, where he received short courses in book-keeping and land surveying. But after three months it was back to Kelso to get a job to help support the family.⁷ Thereafter he educated himself. With his very modest background, William had no opportunity of grammar school, university or premium apprenticeship.

William’s first two jobs were, to say the least, unfortunate. The first, when he was aged fourteen, was as a labourer on John Rennie’s new Kelso Bridge.⁸ This job lasted only a few days, for a stone fell on William’s leg. He was laid up for three months, during which time his sister, Eliza, died aged two. Andrew was then in Yorkshire. The family in Kelso was in a state of near destitution with doctors’ and funeral bills. Fairbairn records the intensity of his mother’s grief ‘when she saw her eldest boy, almost a confirmed cripple, take the place of his father in the position of chief mourner’.⁹ At the beginning of 1804 William joined his father at Percy Main Colliery and obtained his second job, delivering coal to pitmen’s houses by horse and cart. He was just fifteen. His Scottish accent marked him out as different and he was tormented, such that several times he was ‘on the point of abandoning the work’. The culmination was a major fight which he won, and the bullying ceased.¹⁰ Here, too, was a pointer to the future where challenges and difficulties would be met and overcome.

⁵ *Life*, pp.54-5.

⁶ *Life*, pp.60-1. Peter was the only other son to survive beyond teenage years. He too would found an important engineering company also become Mayor of Leeds (G Cookson, ‘Fairbairn, Sir Peter (1799-1861)’, *Oxford DNB on-line* (2004), (accessed 9 January 2014); *Fortunes Made in Business*, Vol. 2, pp.252-79).

⁷ *Life*, pp.62-4.

⁸ For Fairbairn on Rennie, see Fairbairn, *UlfE2*, pp.215-6.

⁹ *Life*, p.65.

¹⁰ *Life*, pp.69-71. Tristram Hunt’s description of Fairbairn as a ‘pugilistic pit lad’ gives a completely inaccurate impression. (T Hunt, *Building Jerusalem. The Rise and Fall of the Victorian City* (2004), p.73.)

3.3 Apprentice Millwright

On 24 March 1804, William Fairbairn was indentured for seven years, as apprentice, to John Robinson, millwright, who had charge of all the machinery and engines at Percy Main Colliery. It is likely that Andrew had been able to use his position to obtain this apprenticeship for his son. Obtaining apprenticeships was not easy, as millwrights sought to reserve them for their sons. Some millwright craft apprenticeships required the payment of a premium. Evidence from London from the mid-eighteenth century refers to premiums of £5 to £10 for apprentice millwrights,¹¹ but a detailed study of the Stephenson locomotive works in the North-east, which discusses craft apprentices, does not refer to any premiums.¹² If his father had made a payment, it is probable that William would have referred to it, as he did to the library subscription which his father paid,¹³ but there is no such reference. The balance of probabilities is that no premium was paid.

For his first three years at Percy Main William was based in the colliery workshop. The work would have involved the making, installing, repairing and maintaining the colliery's plant and machinery. For his last four years there, he was in charge of the steam engine and pumps. This opportunity of working with an early steam engine was important, giving him an intimate understanding of steam power, which would be a major feature of his subsequent career. He welcomed the independence that this responsibility gave, although the work could be severe. He records spending hours suspended on a rope in the 900ft shaft, with water descending, and 'every limb numb with cold' – conditions so severe as to 'injure the health of one and destroy the life of another' of his colleagues.¹⁴ The advantage was that, between breakdowns, there was time to pursue his formidable reading programme as well as trying to build a

¹¹ R Campbell, *A General Description of All Trades*, (1747), quoted in J Tann, *The Development of the Factory*, (1970), p.95; There are records of such premiums being paid to London millwrights John and Thomas Cooper in the years 1760-80 (J G Moher, 'The London Millwrights and Engineers 1775-1825', (University of London PhD Thesis, 1988), pp.253, 75n2, 116, referring to Records of the Worshipful Company of Turners).

¹² M R Bailey, 'Decision-making Processes in the Manufacturing Sector: The Independent Locomotive Industry in the 19th Century', (University of York DPhil, 1999), pp.265-6. A later report (1909) found only nine engineering firms out of eighty-five requiring premiums – 'small sums of five pounds or so' (C Jackson, *Report on Boy Labour in London and certain other Towns*, Parliamentary Papers, 1909, XLIV, pp.1078-82, cited by C More, *Skill and the English Working Class, 1870-1914*, (1980), p.69).

¹³ *Life*, p.73.

¹⁴ *Life*, p.78.

timepiece and an orrery.¹⁵ It was during this time that he struck up a friendship with the then unknown George Stephenson who had charge of an engine at nearby Willington.¹⁶

William described his wage - five shillings a week, increasing to twelve - as 'good', but he took on extra work making wedges and blocking for a new pit, by which he sometimes doubled his income, enabling him to assist his parents who were struggling with 'a very limited income', and the school fees for the younger children.¹⁷ A feature of William's life at Percy Main, untypical of craft apprentices, was his appetite for self-education through reading. He read Gibbon's *Decline and Fall of the Roman Empire*; Hume's *History of England*; Robertson's *History of Scotland*; *America*; *Charles the Fifth of Spain*; and *Mary Queen of Scots*. Poets included Milton's *Paradise Lost*, Shakespeare, Cowper, Goldsmith, Burns and Kirke White. He maintained his study programme despite ridicule, was a regular visitor to North Shields library and attended a church – all aspects of a 'respectable' lifestyle.¹⁸

In March 1811, his seven years apprenticeship completed, William Fairbairn was a fully-fledged millwright, and proud to be so.¹⁹ He had acquired skills in working with iron and an understanding of steam power and pumps. Whilst Robinson, to whom he had been indentured was described as a millwright, and Fairbairn described himself as a millwright, he had to all intents and purposes been an apprentice colliery engineer.

¹⁵ *Life*, pp.73, 75. Monday: Arithmetic, Mensuration. Tuesday: Reading History and Poetry. Wednesday: Recreation, Reading Novels and Romances. Thursday: Mathematics. Friday: Eculid, Trigonometry. Saturday: Recreation and Sundries. Sunday: Church, Milton, and Recreation.

¹⁶ S Smiles, *Lives of the Engineers with an Account of their Principal Works*, (1862), Vol.3, pp.41-2; See Chapters 4.7 and 7.2.


¹⁷ *Life*, p.72.

¹⁸ *Life*, pp.73-4; Fairbairn, *UlfE3*, p.64. The denomination of the 'place of worship' is not known.

¹⁹ *Life*, pp.72, 78. .



Illus.3.1: Percy Main Colliery c.1840.²⁰



Illus.3.2: Inspecting pumps.²¹

3.4. Paternalism and the Work Ethic

Workshop culture was one feature of his apprenticeship at Percy Main that made a lasting impression on Fairbairn. Although the Methodists influenced many pitmen, the language of the leading men in the colliery, Fairbairn wrote forty years later, would no longer be tolerated in any society, not even that ‘of bargemen or navvies’.²² In the workshop it was the custom for the men to club together for a keg of ale, resulting in a ‘state of intoxication’. He was thankful ‘at having escaped the contagion of those irregularities’ which had ruined some of his contemporaries.²³ In Manchester he found alcohol abuse endemic. He was not a teetotaler but was not prepared to pay employees to spend time drinking, nor accept the poor work of inebriated men.

I strictly prohibit on my works the use of beer or fermented liquors of any sort, or of tobacco. I enforce the prohibition of fermented liquors so strongly that, if I found any man transgressing the rule in that respect, I would instantly discharge him without allowing him time to put on his coat. ... I wish to have an orderly set of workmen; and ..am decidedly of opinion that it is better for the men themselves and for their families.²⁴

²⁰ T H Hair, *A Series of Views of the Collieries of Northumberland and Durham*, (1844), p.16.

²¹ D Anderson, *The Orrell Coalfield, Lancashire 1740-1850*, (1975), p.99. (Pemberton Colliery, c.1915).

²² *Life*, p.70. Roots of the cultural shift during these years are set out in H Schlossberg, *The Silent Revolution and the Making of Victorian England*, (2000).

²³ *Life*, p.79. In 1817 it was said that the collieries neighbouring Newcastle were ‘enwrapt in profound and opake [sic] moral darkness’ (Newcastle Religious Tract Society, quoted in R Colls, *The Pitmen of the Northern Coalfield: Work, Culture and Protest*, (1987), pp.1-2).

²⁴ M W Flinn, (ed.), *Report on the Sanitary Condition of the Labouring Population of Great Britain by Edwin Chadwick 1842*, (1965), p.314.

This was self-serving, yet beneficent, moral paternalism.²⁵ Men who showed a 'looseness of character' were, he believed, unlikely to be reliable and conscientious and thus were not the sort of employees he wanted. External indicators were a guide:

I chiefly judge of their circumstances from seeing them with their wives and families, and their well-dressed and respectable conditions on the Sundays. ... if I see any workman in a dirty condition and in his working-clothes in the streets on the Sunday, I do not, perhaps, speak to him then, but on the Monday I tell him I have been looking over the books, that I find that he has had as good wages as other men who dress respectably, and that I do not like to have any one about me who will not dress well on the Sunday. This intimation has generally had the desired effect.²⁶

In large towns where high employee turnover was the norm, paternalism was weaker than in small communities where the employer often provided both homes and school, and sometimes influenced the political opinion of employees.²⁷

Fairbairn was imbued with the work ethic, not least perhaps through Hugh Blair's *Sermons* with their amalgam of Presbyterianism and the Enlightenment - 'Blair and I are old friends, and I have treasured up his benevolent and homely maxims from early life until they have become almost a part of my existence':²⁸

Industry is not only the instrument of improvement, but the foundation of pleasure. ... He who is a stranger to industry, may possess, but he cannot enjoy. For it is labour only which gives the relish to pleasure.

Think not, that any affluence of fortune, or any elevation of rank, exempt you from the duties of application and industry. Industry is the law of our being; it is the demand of Nature, of Reason, and of God.²⁹

Fairbairn diffused his mentor's ethic, advising the members of Bolton Mechanics' Institute that, 'As labour appears to be the lot of all created beings, and as it is essential to health and happiness, we ought to hail it as of inestimable value'.³⁰

²⁵ S Pollard, 'Factory Discipline in the Industrial Revolution', *Economic History Review*, NS16.2, 1963, 269-70. For a recent discussion from a different discipline see A Dawson and E Garrard, 'In defence of moral imperialism: four equal and universal prima facie principles', *Journal of Medical Ethics*, 2006, 32.4, 200-4.

²⁶ Flinn, *Report*, p.323.

²⁷ P Joyce, 'The Factory Politics of Lancashire in the Later Nineteenth Century', *The Historical Journal*, 18.3, 1975, 525-53.

²⁸ *Life*, p.458.

²⁹ H Blair, *Sermons*, Vol.I (1820 ed.), pp.266-8. Blair's sermons major on moral conduct, but orthodox protestant doctrine is to be found widely within them, and there is no hint of the Unitarianism of Cross Street chapel which Fairbairn attended in Manchester (e.g. Blair, *Sermons*, Vol.I pp.5, 30, 35, 44, 98; Vol.2 pp.99, 224-5, 225, 227, 349; and many more).

³⁰ Fairbairn, *Uffe3*, pp.50, 52.

3.5. The Journeyman Years

Fairbairn's early years as a journeyman show the uncertainty of employment of the traditional itinerant journeyman millwright, moving from job to job. Even with the growth of larger millwrighting firms, it was common practice for a millwright to move on following his apprenticeship, sometimes because there was no opening in the firm in which he had trained, more often to gain experience by working for short periods of time with leading firms.³¹ In Fairbairn's case it was probably the former, for he wrote, 'I left reluctantly the scene of my trials and many friendships'. His first engagement was erecting a sawmill at Newcastle. Six months at Bedlington followed, probably repairing waterwheels at Bedlington Iron Works. It was a 'most agreeable time', where Fairbairn met his future wife. 'Respectable' pursuits continued - he subscribed to a circulating library, became leader of a Discussion Society and 'patronised the players'. After that, with no further work to be found, Fairbairn with another journeyman, David Hogg, also from Coldstream, boarded a collier bound for London.³²

In London, Fairbairn and Hogg obtained an interview with John Rennie. He offered them employment, referring them to a foreman, who said they would have to be cleared by the Millwrights' Society, whose next meeting was a month away. Starving in a freezing garret, 'we spent one of the most uncomfortable months of our existence'. Attending on the Millwrights Society they were refused permission to work for Rennie. Hearing there was work at Hertford, they walked there in foul weather, but there was none. They struggled on to Cheshunt where they got a fortnight's work on a new windmill. Returning to London, they determined that, if still unsuccessful, they would work their passage to America. However Hogg met a schoolfellow from Coldstream who explained there were three millwrights' societies in London. He was secretary of the Independent Millwrights, 'a Society' he explained, 'greatly superior to the vagabonds at Little Eastcheap'. Presumably Fairbairn and Hogg joined his Society, for they obtained eighteen months' employment building Grundy's rope-works at Shadwell. Then Fairbairn moved to work on Stratford Mill for

³¹ In due course ambitious young millwrights would gain experience with Fairbairn - See Chapter 8.4.

³² *Life*, pp.83-4; *MPICE*, 32 Part 1, 1871, 203.

three months for John Penn, who had established his famous works at Greenwich in 1799.³³

Once established in London, where he was paid between two and three pounds a week, there was opportunity for 'respectable' social pursuits. He subscribed to a library, went to theatres, and visited the Westminster Forum, a debating society (where he heard the radicals John Cartwright and Gale Jones). He had Sunday lunches with a cousin of his mother and her joiner husband, who also hosted an eccentric Scottish clergyman, Rev'd Mr Hall, who wrote for Tilloch's *Philosophical Magazine*. Hall introduced Fairbairn to Alexander Tilloch, and to the Society of Arts. This, Fairbairn wrote, was more than he could have expected 'as a common workman'. Encouraged by Hall, who was to meet half the cost, Fairbairn lost 'upwards of £20' – his entire savings – in making a model of a digging machine which Hall arranged to be exhibited at the Society of Arts, believing it would make their fortunes. It was not well received, and Hall turned out to be unable to pay his share of the costs. This pattern of rising to an engineering challenge, with meagre concern for the financial implications, would be repeated in later life. Undeterred Fairbairn took on the first commission obtained on his own account – another challenge, building a sausage machine. This was successful and he was paid thirty-three pounds.³⁴

Finding no more work in London and with seven pounds in his pocket, Fairbairn moved to Bath, where he obtained six weeks' work. In Bath he 'entered into all the reminiscences' of the days of Beau Nash, went to the opera, and visited the Pump Room. He felt 'quite at home', having read the whole of Smollett's works and Fielding's *Tom Jones*, suggesting his 'respectability' may have been spiced with the racy.³⁵ He went sightseeing in Bristol, moved on to Newport and Cardiff, visited Llandaff, and took a sloop to Dublin. Arriving penniless, he obtained four months' work at Phoenix Foundry, constructing a nail-making machine. He lodged with a young man 'who had received a liberal education', and with his assistance

³³ *Life*, pp.92-3. Moher is incorrect in saying that Fairbairn's indentures were 'fraudulent' (Moher, 'London Millwrights', p.8); R Hartree, *John Penn and Sons of Greenwich* (2008). I am grateful to Richard Hartree for the reference to Stratford Mill.

³⁴ *Life*, pp.93-4. Tilloch founded *The Philosophical Magazine*, one of the earliest scientific journals, in 1798.

³⁵ *Life*, p.99. To ensure entry to the Pump Room he hired a sedan chair.

endeavoured to improve himself by reading and discussing 'some of the best authors'. Then, via Liverpool, he travelled to Manchester, finding employment with Adam Parkinson, erecting calico-printing machinery.³⁶

Fairbairn would not have recognised Carlyle's description of Manchester as a place of loneliness, isolation and anomie.³⁷ A short time after arriving he caught scarlet fever and was laid up for nearly three months. During this time he was frequently visited by James Houston, his foreman at work, who remained a friend for the rest of Houston's life. At Houston's home, Fairbairn attended a weekly meeting which engaged in literary discussions followed by supper and singing.³⁸ Among those attending were Dr Hardie, a Scottish physician at the Infirmary, and Leo Schuster, two years younger than Fairbairn, who had recently arrived from Germany and was to have a very successful commercial career.³⁹ This all resonates with Hewitt's identification of respectability as 'a powerful structuring distinction that cut across class'.⁴⁰ It also says much about Fairbairn and the type of company he was drawn towards – on this occasion his foreman, a doctor, and a very able German immigrant.

After two years with Parkinson, Fairbairn moved to Thomas Hewes, initially working on unidentified waterwheels at Macclesfield, and in 1817 moving into Hewes' drawing office.⁴¹ Hewes had come to Manchester from Kent in 1792.⁴² By the early 1820s his engineering works, although probably not as large as Peel & Williams, was amongst the biggest in the country employing 40 men on heavy millwork and about

³⁶ *Life*, pp.83-101.

³⁷ T Carlyle, *Past and Present* ([1843], 1965 ed.), p.148. The Carlyles met Fairbairn when they were guests of Lord Ashburton at The Grange in the first week of 1856, and Jane wrote of him. 'There was too, an old Scotch engineer for two days, called Fairbairn, whose *broad Scotch* pleased me so much that I sat next to him at dinner both days ..' (J W Carlyle to Margaret Welsh 10 January 1856 in 'The Carlyle Letters on-line' at [http://carlyleletters.dukejournals.org/cgi/content/full/31/1/lt-18560110-JWC-MW-01?...](http://carlyleletters.dukejournals.org/cgi/content/full/31/1/lt-18560110-JWC-MW-01?) (accessed 18 November 2008). Carlyle and Fairbairn did not normally move in the same circles.

³⁸ *Life*, pp.101-3.

³⁹ W D Rubinstein, M Jolles and H L Rubinstein, *The Palgrave Dictionary of Anglo-Jewish History*, (2011), p.882; S Chapman, *Merchant Enterprise in Britain, From the Industrial Revolution to World War I*, (1992), p.146. Schuster was Jewish and became a Unitarian. It is tempting to link Fairbairn's supplying of locomotives to the London & Brighton Railway with Schuster's role as its chairman, but the dates suggest this was not the case.

⁴⁰ Hewitt, 'Introduction', p.18.

⁴¹ On Hewes see S B Smith, 'Thomas Cheek Hewes (1768-1832) An Ingenious Engineer and Mechanic of Manchester', (MSc Thesis, University of Manchester, 1969).

⁴² *MG*, 11 February 1832.

110 on machine-making.⁴³ He built mills, waterwheels, gearing and shafting, and spinning machinery, for mills throughout the British Isles. He probably used wrought-iron for shafting before Fairbairn, to whom its introduction was often credited.⁴⁴ What Fairbairn introduced was more slender shafting, revolving faster and more smoothly, leading to considerable savings in power.⁴⁵ Hewes told an 1824 Select Committee that his best men were deployed on site.⁴⁶ This is consistent with one of his time-sheets relating to a Macclesfield waterwheel, listing eight journeymen, six of whom – and Fairbairn was one of them - had by 1845 become ‘heads of important mechanical concerns in the neighbourhood of Manchester’.⁴⁷

Fairbairn’s time with Hewes was formative. He acknowledged Hewes’ introduction of ‘an entirely new system in the construction of waterwheels’, in which wheel and axle were held together with light wrought-iron rods – the so-called ‘suspension wheel’. Hewes was the leading builder of waterwheels in the first two decades of the nineteenth century, and Fairbairn was engaged in the erection of such wheels. It was a form of waterwheel construction that Fairbairn would use and develop during the 1820s, constructing some of the most powerful industrial waterwheels ever built.⁴⁸ Working in Hewes’ drawing office was even more important. Here Fairbairn was in the hub of Hewes’ firm, able to observe the design and detailing of waterwheels, millwork and textile machinery, and, probably more importantly, to witness at first hand the organisation and working methods of one of the largest and most successful millwrights. It was valuable experience for the next step. This came very suddenly towards the end of 1817, when tension arose between Hewes and Fairbairn about a competition, which both men had entered, for a new Blackfriars

⁴³ ‘Report of Select Committee on Artisans, Machinery and Combinations’, *Parliamentary Papers*, (1824), V, p.340.

⁴⁴ Ure, *Philosophy*, pp.34-5; R Buchanan, *Practical Essays on Mill Work and other Machinery*, (‘revised into a third edition with additions by George Rennie, 1841), p.xix; E Leigh, *The Science of Modern Cotton Spinning*, (5th ed. 1882), Vol.2, p.273; See Chapter 4.

⁴⁵ Ure, pp.34-7; W J M Rankine, ‘William Fairbairn’ in *The Imperial Dictionary of Universal Biography*, Vol.2 (1863).

⁴⁶ ‘Report of Select Committee on Artizans and Machinery’, pp.340-3.

⁴⁷ ‘Mr. Alderman John Hopkinson, J.P.’, *Manchester Faces and Places*, 4, 1893, 155. Thomas Hewes’ successors were Hewes & Wren, then Wren & Bennett, and then Wren & Hopkinson.

⁴⁸ Fairbairn, *M&MWI*, p.120; W Fairbairn, ‘The Rise and Progress of Manufactures and Commerce, and of Civil and Mechanical Engineering in Lancashire and Cheshire’ in T Baines, *Lancashire and Cheshire, Past and Present* (1869), Vol.2, pp.cxliv-cxlv.

Bridge over the Irwell.⁴⁹ For Fairbairn, now twenty-eight, it was time to launch out. He handed in his notice.⁵⁰

3.6. Manchester

What was it that drew Fairbairn to Manchester and then caused him to settle there? Unlike Nasmyth twenty years later, when Fairbairn came to Manchester in 1813 it was not specifically to set up a business. He came looking for employment as a journeyman.⁵¹ Arriving by coach from Liverpool, seventeen years before Stephenson's railway, and before Manchester's streets were paved or policed, Fairbairn instinctively appreciated that wide opportunities were open for him.⁵² He could not have found a more exhilarating place to pursue his calling, as the centre of engineering moved northwards from London, bringing to Manchester in the second quarter of the nineteenth-century 'a higher profile than any other [city] in the world'.⁵³ Up to the 1960s historians centred Manchester history almost exclusively on cotton manufacture and an impression of social and geographical cleavage stemming from Cooke Taylor and Engels.⁵⁴ Since then the importance of the cotton factory has been balanced by the warehouses of the mercantile sector, and attention given to Manchester's metal, chemical and finishing trades.⁵⁵ By 1856 Manchester had 120 engineering works compared with 123 textile mills.⁵⁶ It was a centre of textile machine-making, locomotive building and machine-tool manufacture, and a terminus of the first main-line railway – with Fairbairn's Water Street bridge. Rubinstein concluded that 'entrepreneurial *effort* is not as important as *place in the total economy* in determining entrepreneurial rewards.⁵⁷ Fairbairn's instinct was right. He had arrived in the right place at the right time, with the right skills.

⁴⁹ No details of the entries are known. Neither was successful.

⁵⁰ *Life*, pp.105-7. .

⁵¹ S Smiles (ed.), *James Nasmyth, Engineer: An Autobiography*, (1895 ed.), pp.176-80.

⁵² *Life*, p.101.

⁵³ M Hewitt, *The Emergence of Stability in the Industrial City: Manchester, 1832-67* (1996), p.23.

⁵⁴ Hewitt, *Emergence of Stability*, pp.26-7.

⁵⁵ R Lloyd-Jones and M J Lewis, *Manchester and the Age of the Factory: The Business Structure of Cottonopolis in the Industrial Revolution*, (1988); A E Musson and E Robinson, *Science and Technology in the Industrial Revolution*, (1969), p.455.

⁵⁶ Hewitt, *Emergence of Stability*, p.33.

⁵⁷ W D Rubinstein, *Men of Property: The very wealthy in Britain since the Industrial Revolution*, (1981), p.163 [Rubinstein's italics].

In the run up to the mid-century, Manchester was the shock city of the age, but not just in terms of cotton and engineering.⁵⁸ It was a city of transformation as environmental problems, highlighted by J P Kay and Engels,⁵⁹ were tackled - streets were paved and J F Bateman, son-in-law of Fairbairn, engineered Manchester's water supply.⁶⁰ It was a city at the centre of social movements: indeed Fairbairn was an eye-witness of the Peterloo tragedy in 1819.⁶¹ In the alcove of the reading room at Chetham's Library, Engels and Marx worked on the *Communist Manifesto*.⁶² Manchester was the city of the Anti-Corn-Law League, and of free trade.⁶³ Nor was Manchester without culture, as the Art Treasures Exhibition, driven by William's son, Thomas, showed.

3.7. Restrictive Practices

Fairbairn initial experiences in London influenced him throughout his career. He never forgot the cold and hunger he suffered as a result of the actions of the London Millwrights' Society. Nearly fifty years later he told young men in Derby about it, 'Laws of a most arbitrary character were enforced ... by cliques of self-appointed officers, who never failed to take care of their own interests'. He looked back further to the exclusive restrictions of the trade guilds which had retarded British mechanical progress. Their removal in 1815 'left open to all classes *a fair field and no favour* in the race of national progress'.⁶⁴ But change did not occur overnight. The years 1815-1852 witnessed a struggle in the engineering industry as millwrights sought to retain their traditional control of many of the workshops, including Fairbairn's, with reference to standard wages, employment restricted to their members, and control over who could be apprenticed. They faced increasing pressure from machine tools

⁵⁸ A Briggs, *Victorian Cities*, (Pelican ed. 1968) p.96.

⁵⁹ J P Kay, *The Moral and Physical Condition of the Working Classes employed in the cotton manufacture in Manchester*, (2nd ed. 1832); F Engels, *The Condition of the Working Class in England from Personal Observations and Authentic Sources*, (translated and edited by W O Henderson and W H Chaloner, 1958). For a trenchant criticism of Engels' *Condition of the Working Class*, see Hunt, *Building Jerusalem*, p.33, quoting G Stedman Jones, 'The First Industrial City? Engels Account of Manchester in 1844', (unpublished paper).

⁶⁰ H L Platt, *Shock Cities. The Environmental Transformation and Reform of Manchester and Chicago*, (2005), pp.201-7; P Russell, 'John Frederic La Trobe-Bateman (1810-1889) Water Engineer', *TNS*, 52, 1980-81, pp.119-38; T Quale, *Reservoirs in the Hills – the story of the construction of the reservoirs in the Longdendale Valley which feed Manchester with water*, (1988).

⁶¹ [Woodcroft] III.

⁶² R and E Frow, *Karl Marx in Manchester* (1985), p.7.

⁶³ W D Grampp, *The Manchester School of Economics*, (1960).

⁶⁴ Fairbairn, *Uffe2*, pp.211-4 [Fairbairn's italics].

which worked faster, more accurately, and at a fraction of the cost of manual work - and the new machines could be operated 'by boys and labourers'. In 1824 Hewes complained about the difficulty in engaging sufficient skilled men because those 'engaged in that sort of work will not allow other workmen to come into the trade.' He and others had 'completely given up on this point'.⁶⁵

By the time Fairbairn had been in partnership with James Lillie for around six years, and when they were employing 60-70 men, their millwrights demanded the dismissal of John Brown, an apprentice, because his father was not a millwright. Fairbairn & Lillie refused, and a strike ensued.⁶⁶ The *Manchester Guardian* supported the employers: to prevent a young man becoming a millwright because his father was a weaver or a joiner was anything but just and reasonable. The newspaper also carried an advertisement from Fairbairn & Lillie, 'Millwrights Wanted – From forty to fifty good workmen will meet with liberal encouragement and constant employ. ... Persons unconnected with the Manchester Millwrights' Club will be preferred'.⁶⁷ There was a similar situation in 1837 when about fifty boilermakers struck because of the apprentice issue. It featured in Fairbairn's last address, a few months before his death,

Some 40 years ago ... I had large orders on hand; and being unwilling to allow the men to dictate the terms on which I should engage apprentices and conduct the work, I received notice of a turn-out, which immediately took place, and the works were suspended for a number of weeks. In the dilemma, with impatient customers, I was driven to the necessity of supplying the place of the riveters, and resuming the works by a passive and unerring workman, which, from that day to this, has never complained, and did as much work in one day as was formerly accomplished by 12 of our best riveters and assistants in the same time.⁶⁸

This illustrates Marx's reference to inventions made to 'supply capital with weapons against the revolts of the working-class', - his footnote specifically refers to Fairbairn.⁶⁹ Within twelve months machine-made boilers were the boilers of first choice.⁷⁰

⁶⁵ 'Report from the Select Committee on Artisans, Machinery and Combinations', p.341.

⁶⁶ 'Report from the Select Committee on Artisans, Machinery and Combinations', p.566; *MG*, 26 February, 1825.

⁶⁷ *MG*, 19 February, 1825.

⁶⁸ W Fairbairn in *Manchester Scientific and Mechanical Society, Opening Meeting, October 1873*, (1873), p.6.

⁶⁹ K Marx, *Capital: A Critique of Political Economy*, (1967 ed.), Vol.1, p.411; see also K Marx, *The Poverty of Philosophy*, (1910 ed.) p.161.

⁷⁰ *Life*, p.164. See Chapter 5.5.

The Millwrights' Society admitted only time-served millwrights. From 1844 they faced competition from the United Machine Workers' Association which was in constant conflict with the Millwrights' Society and its successor, the Amalgamated Society of Engineers, which the Machine Workers did not join until seventy years later in 1920. It seems that Fairbairn may have given support to the Machine Workers as, at the opening of the new Manchester Town Hall, its members marched behind their banner with portraits of Fairbairn and Whitworth above the caption, 'The men whom we delight to honour'.⁷¹ Without further evidence it is not possible to say what part the United Machine Workers' Association played in the 1851-2 engineering dispute.⁷² Strikes in the engineering industry over the apprentice and 'illegal men' issues, were endemic for over three decades, coming to a head with the 1851-2 dispute, which forms part of Chapter 6.

Whilst Fairbairn had a concern for the well-being of operative millwrights, amongst whom he had lived and worked, his experiences in London left him bitterly opposed to any restrictive practices. It was a position from which he never deviated.

3.8. Domestic Stability.

Fairbairn's Ancoats works and his home, always within walking distance of each other, were the two hubs around which his life and career revolved. His marriage provided a stable domestic base for fifty-six years, a base that played a large part, not just in his family life, but in entertaining many engineers, scientists, and those involved in education – friends, clients and colleagues, many of whom played a part in Fairbairn's ascent to fame.

Fairbairn married in June 1816 during his journeyman years. He had no thoughts of gentrified living. His dream of domestic bliss was a small house, with 'a neat parlour, every corner filled with books'.⁷³ Having corresponded for five years, and having

⁷¹ *MG*, 17 September 1877.

⁷² 'A Catalogue of the Papers of The United Machine Workers' Association' at <http://web.warwick.ac.uk/services/library/mrc/ead/259MW.htm> (accessed 8 February 2013). Neither Burgess nor Murphy mention the UMWA in their papers on the 1851-2 engineering dispute (see Chapter 6.5). Whilst Jefferys mentions the UMWA, he says nothing about it in relation to the 1851-2 dispute. (J B Jefferys, *The Story of the Engineers 1800-1945*, (1945), p.19).

⁷³ *Life*, pp.83-5.

amassed the largest sum he had ever possessed - nearly thirty pounds - William took a coach to Bedlington, married Dorothy Mar, and brought her back to Manchester. Initially they found lodgings in Macclesfield where he was engaged in erecting Hewes' waterwheels. With the advancement to Hewes' drawing office, the couple moved to a cottage at the poorer end of Ancoats, where their first child was born. It was an inauspicious start, with Dorothy ill and curtains catching fire. Doctor's fees and the fire-damage took all their money. When Fairbairn left Hewes, things got worse. They were forced to borrow five pounds.⁷⁴Woodcroft wrote ,

The writer has heard, in years now long gone by, from Mrs. Fairbairn's own lips, how her own and her husband's food consisted largely of 'water porridge', and the noble simplicity with which she at an after period narrated the facts of this time to the writer's mother, made an impression upon him – then a boy – which he remembers, and has ever viewed as one of the lessons of his life.⁷⁵

Their subsequent moves, from Marshall Street (1817-23), to Great Ancoats Street (1824-7), to Ancoats Crescent (1828-34), to Medlock Bank (1835-9), and finally to the Polygon (1840-74), demonstrate a classic 'Ancoats to Ardwick' story. Howe has shown that for the Lancashire cotton master, his factory, his relationship with his operatives, and his contribution to the economy, were all-important, such that 'suburban mansions, within easy access of the mill, were preferred to country retreats'.⁷⁶ This was also true for William Fairbairn. These moves illustrate, in this case at least, that Cooke Taylor was wrong when he said that 'Ardwick knows less about Ancoats than it does about China', suggesting that employers living in fashionable Ardwick knew nothing of the conditions in which their employees lived in Ancoats.⁷⁷ Having moved to the Polygon, William and Dorothy lived there for their remaining thirty-four years together. It was a good address. Next to them was the Rector of Ardwick. The Kennedys were nearby at Ardwick Hall and the George Murrays at Ancoats Hall.⁷⁸ There were eight children from the Fairbairn marriage, Anne (1817-1894), John (1821-1867), Thomas (1823-1891), William Andrew (1824-1910), Margaret (1826), Peter (1828-1859), George (1830-1868) and Adam (1836-1888), and at least thirty-five grandchildren. With six boys it is unsurprising that

⁷⁴ *Life*, pp.103-5.

⁷⁵ [Woodcroft] III.

⁷⁶ A Howe, *The Cotton Masters 1830-1860*, (1984), pp.252-3.

⁷⁷ W Cooke Taylor, *Notes of a Tour in the Manufacturing Districts of Lancashire* (2nd edition 1842) p.164.

⁷⁸ J McConnel, *James McConnel (of Carsrigan): His Forbears & Descendants*, (1931), p.32.

Fairbairn looked forward to dynastic succession. The census returns suggest a comfortable standard of living at the Polygon - the 1851 census showed a cook and five other living-in servants; the 1861 census, six staff – butler, cook, lady's maid, housemaid and two kitchen maids; and the 1871 return, a staff of five.⁷⁹

At Medlock Bank in the mid-1830s, Fairbairn convened discussion evenings, attended by Eaton Hodgkinson, Bennet Woodcroft, James Nasmyth and John Elliot. Their intended quarterly, *The Workshop*, never got off the ground, but the meetings did generate Fairbairn's *Observations on Improvements of the Town of Manchester*, with two plates by Nasmyth.⁸⁰ This proposed locating statues of Bridgewater, Watt and Arkwright in Piccadilly. Fairbairn described John Elliot as 'exceedingly intelligent' and 'foreman of the millwrights'.⁸¹ This example of meetings of employer and foreman is indicative of peer approval amongst engineers being no respecter of social position. It reflects Fairbairn's meetings at James Houston's, where foreman and journeyman had met.⁸² When Shaftesbury stayed at the Polygon, Thomas Wright, the prison visitor and a foreman with engineers, Richard Ormerod & Sons, joined them for dinner.⁸³ As Asa Briggs found, rather than middle and working class arrayed in hostility, 'the town springs to life when the interplay of the groups and the relations within them are studied in something of their intricate detail'.⁸⁴

An insight into the high standing of the social circle into which the Fairbairns moved can be gleaned by reference to an 1852 letter of Mrs Gaskell where she refers to the Fairbairns together with the Rathbones, Caton & Norcliffe Gregs, Murrays, Mellys, Worthingtons, Potters '(the fat Sir John)', Wm. Woods, Philips, Horners and Schwabes. Apart from the visiting Horners, these were some of the North-west's

⁷⁹ Howe, *Cotton Masters*, p.87, gives the average number of servants per cotton master's household in 1851 as 3.5, based on a sample of 122. Presumably these are living-in servants.

⁸⁰ *Life*, pp.155-6; W Fairbairn, *Observations on Improvements of the Town of Manchester particularly as regards the importance of blending in those Improvements, the Chaste and the Beautiful with the Ornamental and Useful*, (1836). There is a suggestion (pp.iii-iv) that the book was written by another William Fairbairn, but it is now accepted that this was not the case.

⁸¹ *Life*, p.155

⁸² *Life*, pp.101-3; See above.

⁸³ E Hodder, *The Life and Work of the Seventh Earl of Shaftesbury, K.G.*, (1886), Vol.2, p.376; 'Thomas Wright, the Prisoners' Friend', *The Ragged School Union Magazine*, 1852, 173-4. Wright spent his working life in Ormerod's foundry, starting as an apprentice at five shillings a week at the age of fifteen, and remaining there until his sixty-third year when he was a foreman earning £3.10s per week. He had 19 children. See also J A V Chapple and A Shelston (eds.), *Further Letters of Mrs Gaskell*, (2003 ed.), p.69.

⁸⁴ Briggs, *Victorian Cities*, p.109.

leading Unitarian families, of considerable wealth and influence. However, she added that a dinner at the Polygon was 'rather flat because there were too many of the Fairbairn family'.⁸⁵ Guests at the Polygon from further afield included Robert Stephenson, Sir Marc Brunel, Baron von Bunsen, Sir David Brewster, Wm Hopkins, Lord Wrottesley, Vernon Harcourt, Thomas Romney Robinson, Lord Rosse, Sir Edward Sabine, Earl Granville, Lord Brougham, and many others.⁸⁶

Most families endure times of sorrow and some surviving letters from Fairbairn to his friend T Romney Robinson of Armagh Observatory show the Fairbairns to have been no exception. These letters provide a rare insight into Fairbairn's humanity. In 1859 he wrote about the family's great affliction on the death of his daughter-in-law, William Andrew's wife, leaving four young children; and of his fears about his son Peter's 'mental as well as physical health'. Peter died later in the year. In 1861 the death of his brother Peter caused much sorrow – 'he was my only brother, to whom I was particularly attached'. In 1867 his son John returned home with an illness from which he never recovered – 'his gentle disposition and great goodness of heart endeared him to his mother and myself beyond that of any other member of the family. He only returned from India a few months before his death'.⁸⁷

Fairbairn's home was the secure domestic base from which, when in Manchester, he set out like clockwork every morning to walk to the works at Canal Street. It was where he had his library, to which, when the family had retired to bed, he wrote his prolific letters, papers and books, 'beneath a picture of von Humboldt in his *arbeitszimmer*'.⁸⁸

3.9. Conclusion

William Fairbairn came from a home of only modest means, but his parents were 'respectable' and industrious - qualities which he inherited. In spite of their concern

⁸⁵ J A V Chapple and A Pollard (eds.), *The Letters of Mrs Gaskell*, (1966), pp.847-9. The Horners were the Leonard Horners – he is famed for his work in factory inspection and was an occasional guest of Fairbairn at the Polygon.

⁸⁶ Fairbairn to Stephenson, 21 August 1846, No.105, Stephenson Papers, ICE, London; *MG*, 22 June 1842; *Life*, p.451.

⁸⁷ Cambridge University Library, Stokes Papers, Add 7342, TR22, 26, 38.

⁸⁸ *Life*, pp.468-9.

about education they were only able to provide William with basic schooling - and two years of that were missed while the family was at Moy. However, his father was able to arrange an apprenticeship for William at Percy Main. Thereafter his education proceeded on two fronts – the engineering skills learnt as an apprentice, widened through experience as a journeyman, and his self-education largely through reading. From early days Fairbairn showed an innate fascination with machines, first revealed in his model-making at Moy, then in his attempts to make an orrery and a timepiece while an apprentice. As a journeyman this trait showed itself in the model of a digging machine, and a sausage-making machine. In the former a striving for engineering achievement assumed priority over financial prudence and he lost his savings, a pattern which would be repeated.

Fairbairn's thirst for knowledge, stimulated partly by his father's purchase of his son's first library ticket, and drawing ridicule from his shopmates, was unusual for an apprentice millwright. It continued throughout his career, finding expression in his engineering experiments and in a lifelong commitment to education, particularly of young engineers.

From his apprenticeship Fairbairn gained knowledge of workshop practice, and of the workings of steam engines, pumps and winding gear. As a journeyman this experience was enlarged by working on a sawmill, a windmill, a rope-works, a sausage machine, nail-making machinery, waterwheels and calico-printing machinery, ending with the valuable experience in Hewes' offices. It was a wide experience – wider than traditional millwrighting – and, apart from a lack of theoretical and mathematical knowledge, and not having worked on a cotton mill, it provided a useful grounding for his future career.

Two disagreeable experiences from these years had lasting effects. It is clear he had little respect for John Robinson to whom he was indentured, and the ethos of the colliery workshop was unpalatable to William. This influenced the discipline in his own workshops in later years. Fairbairn's initial harsh experiences as a journeyman in London provoked life-long opposition to restrictive practices. Whilst William faced some trials at Percy Main there were also good friendships, and the apprenticeship system provided security of employment. As a journeyman there was no such

security. Employment was unpredictable and uncertain. On occasions Fairbairn was without work, hungry, cold and penniless. However, during the time he was established in London he was well paid, and overall the journeyman years were enjoyable, especially in Bedlington and in London.

Fairbairn made friends easily, particularly among engineers. He seemed to be drawn to people who would become, or who already were, influential. He would become a consummate networker. Thus as an apprentice he established a friendship with the then unknown George Stephenson, with unforeseen future consequences. As a journeyman in Manchester he was in a group with Leo Schuster, who among many achievements became chairman of a railway.

Bringing his millwrighting skills to Manchester, at the same time that the centre of engineering was moving there from London, was prudent. It was also an opportune time as steam power and machine tools were on the cusp of rapid development. It was typical of Fairbairn that he obtained employment with the man who was the leading millwright of the day. The move into Hewes' drawing office was particularly significant for the valuable knowledge and insights it gave into the running of a leading millwrighting business.

Martin Hewitt has argued that it is class which gives nineteenth century Britain its identity, but with 'respectability' cutting across class, its distinctions no respecters of occupation, income or residence, emphasising character, self-reliance and individual improvement.⁸⁹ Fairbairn, during his apprenticeship and journeyman years, provides a useful illustration of this. He was a workman, never able to save much money, on some occasions having none, and sometimes no work. Yet as an apprentice he made extensive use of a library; as a journeyman at Bedlington he joined a library, led a Discussion Society and 'patronised the players'. In London he again joined a library, went to theatres, visited the Westminster Forum and was introduced to the

⁸⁹ M Hewitt, 'Class and Classes' in C Williams (ed.), *A Companion to Nineteenth-Century Britain*, (2004), p.318; M Hewitt, 'Introduction' in M Hewitt (ed.), *The Victorian World*, (2012), p.18. On 'respectability' see also S Smiles, *Self-help, with illustrations of Conduct and Perseverance*, (1884 ed.) pp.399-400; A E Musson, *British Trade Unions, 1800-1875*, (1972), p.18; G Crossick, 'The Labour Aristocracy and its Values: A study of Mid-Victorian Kentish London', *Victorian Studies*, 19.3, 1976, 314; T W Laqueur, *Religion and Respectability: Sunday Schools and Working-class Culture*, (1976), p.239.

Society of Arts. In Bath he attended the opera. These were all 'respectable' activities. They were also untypical of the majority of journeyman millwrights. One of Fairbairn's pupils wrote, 'his manners might have put to shame many who had been born in a far higher rank of life'.⁹⁰

In youth Fairbairn showed a determination and resoluteness which were to feature in later years. Trials at Percy Main were overcome and auto-didacticism was relentlessly pursued. It was characteristic of Fairbairn to make an impulsive decision to leave Hewes when tensions arose, notwithstanding poor trading conditions at that juncture, and that by then he had a wife and young child. When Fairbairn left Hewes it was not with thoughts of fame or wealth, but with confidence in his own abilities, resolute that he would no longer be the servant of another. He would 'endeavour to be useful' and was 'determined to excel'.⁹¹

⁹⁰ E J Molesworth, (ed.), *Life of Sir Guilford L. Molesworth, K.C.I.E. 'The Nestor of the Engineering Profession'*, (1922),pp.19-20.

⁹¹ *Life*, pp.106-7.

Chapter 4: Fairbairn & Lillie: Partnership, 1817-1832.

4.1. Introduction

The first phase of William Fairbairn's business career – his first experience in business - was a very successful partnership with James Lillie, which lasted fifteen years. They undertook predominantly millwrighting work – line-shafting with its gearing, waterwheels, and iron columns and beams - in Britain and Continental Europe. The partnership, having commenced in the short fortuitous moment of opportunity when millwrights' skills were in demand but little capital was needed, grew steadily in number of employees and in assets, with expansion largely financed from profits. The initial growth of the business illustrates how important one key commission can be. Obtained within weeks of the partnership's commencement, this was an unexpected and remarkable appointment, achieved by Fairbairn convincing one of the largest cotton spinners that Fairbairn & Lillie could renew the power transmission in his mill to give substantial savings in running costs. This can be seen as an example of innovation, used here in the sense indicated at 1.4 above – the setting up of a new production function which was more than an incremental improvement. It provided the pattern for future power transmission, and was the critical event leading to Fairbairn & Lillie becoming celebrated and successful millwrights.

The partners also built the most powerful industrial waterwheels, but unlike the new production function in power transmission, these demonstrate optimisation by way of assembling the best components available, sometimes with improvements. They have been used to illustrate the 'persistence of old technology'. Fairbairn & Lillie's patterns for parts for power transmission and waterwheels provide confirmatory evidence that interchangeability was well established in Manchester in the 1820s.

The growth of Fairbairn & Lillie's business also emphasised the role of networks based on places of origin, membership of organisations and shared interests. Fairbairn's commitment to education, particularly of young engineers, found early

expression in the Manchester Mechanics Institution, at the same time widening his network of influential friends. During these partnership years Fairbairn met, and in many cases came to know well, many of the leaders of Manchester's industry, commerce and science, enhancing his standing and status in the area. His election to the Institution of Civil Engineers reflected that standing and introduced him to many more of the leading engineers of the day.

Fairbairn's role as the leading experimental engineer of his time dates from his testing of beams in 1824, using apparatus he built himself. This became widely known as the 'Fairbairn lever'. Then from 1827 he provided facilities and finance for Eaton Hodgkinson's experiments on the strength of cast iron which provided the basis for much subsequent nineteenth-century cast-iron structural design. Fairbairn continued this work with other investigations. One outcome was the safer and more economical 'Hodgkinson beam', designed for mills, but first used by way of a technology transfer, for an important bridge.

The partnership illustrated division of responsibilities between the partners, but there were also differences of temperament. After fifteen years this renowned partnership, with its constant flow of profitable work, came to an unhappy end, as Fairbairn sought to enlarge the firm's range of products to encompass shipbuilding and cotton manufacture. Always excited by engineering challenges, he seemed to have little concern for their financial implications, whereas Lillie was more prudent and cautious. It was this that led to the dissolution of the partnership.

4.2. Starting in Business

November 1817, when Fairbairn left Thomas Hewes, appeared an inauspicious time to commence in a new business. As Woodcroft points out, the peace of 1815 had swelled the ranks of pauperism as soldiers returned, and factories equipping the army no longer had work, with the situation made worse by poor harvests in 1816 and 1817. At the same time steam power and machinery were bringing distress to hand-workers, leading to 'machine-breaking and bread riots'.¹ In March 1817 the

¹ [Woodcroft] III.

Blanketeers marched from Ardwick Green.² The economy had entered a state of depression from which there would be no real recovery until 1821.³ In July 1818 there was a strike, lasting several weeks, of 15,000 Manchester cotton spinners.⁴ On 16 August 1819 Fairbairn witnessed Peterloo and in later years 'gave some graphic accounts of the terrible scenes of disorder'.⁵

Whilst the partnership started at a time when 'business was slack',⁶ these were nevertheless potentially prosperous times for innovative engineers with a driving work ethic, as steam power was spreading exponentially. There were already approaching two hundred steam engines in Manchester;⁷ and in the decade following the Napoleonic Wars, four hundred new factories were built in Lancashire.⁸

Mechanisation was progressing at a faster pace than ever before, bringing opportunities with it – mills, millwork, machinery, steam engines, boiler-making. There were few machine tools, which only required minimal capital expenditure.⁹ Thus the partners, with their skills, were able to start in business without capital. Ten years later, when the necessary outlay on capital-intensive machinery had increased, they would almost certainly have required a partner with capital.¹⁰

Fairbairn had made no plans for the future when he left Hewes other than that he was determined that he would work for himself.¹¹ He sought work from Otto Hulme, a

² T S Ashton, *The Industrial Revolution 1760-1830*, (1968 ed.), p.124.

³ Ashton, *Industrial Revolution*, p.122; M Casson and A Godley, 'Entrepreneurship in Britain, 1830-1900', in D S Landes, J Mokyr and V J Baumol (eds.), *The Invention of Enterprise: Entrepreneurship from Ancient Mesopotamia to Modern Times*, (2012), p.213; [Woodcroft] III.

⁴ Ure, *Philosophy*, pp.287-8. Strikers included men from Fairbairn & Lillie's clients at the time, A&G Murray, for whom the Irish trade union leader John Doherty worked (J Saville, 'Doherty, John (1797/8-1854)', *Oxford DNB on-line*, (2004), (accessed 8 April 2014); <http://radicalmanchester.wordpress.com/2009/08/john-doherty/> (accessed 08.10.2011)).

⁵ [Woodcroft] III.

⁶ *Life*, p.111.

⁷ Farey gives the figure at 240 in 1825 and Baines 212 in the same year. By the mid-1820s Manchester had approaching one-fifth of the steam horsepower in the country. Between 1835 and 1856 horsepower in the Lancashire cotton industry almost trebled. (G N von Tunzelmann, *Steam Power and British Industrialization to 1860*, (1978), pp.32, 236.)

⁸ D Bindman and G Riemann (eds.), *K F Schinkel, The English Journeys: Journal of a Visit to France and Britain in 1826*, (ET 1993), p.175.

⁹ W Fairbairn, 'Presidential Address', *BAAS1861*, p.lxiv; M Berg, *The machinery question and the making of political economy 1815-1848*, (1980), p.21.

¹⁰ J Mokyr, *The Enlightened Economy: Britain and the Industrial Revolution 1700-1850*, (2009), p.263.

¹¹ *Life*, p.106; A Bull, M Pittt and J Szarka, *Entrepreneurial Textile Communities: A comparative study of small textile and clothing firms*, (1993), p.67.

calico-printer in Clayton, for whom he had erected machinery whilst with Parkinson. Hulme offered the job of building a conservatory, which Fairbairn accepted. He sought a 'clever, active partner' to join him and found James Lillie, also from Coldstream, with whom he had worked at Parkinson's. After some weeks, work on the conservatory stopped abruptly, on the grounds of infringement of a patent. With no money, insufficient food and fruitless attempts to get work, Lillie suggested abandoning their venture. Fairbairn urged firmness. Two small jobs were obtained erecting machines, enabling the partners to hire a shed and build a large manually-operated lathe, at a time when there were only a few small lathes in Manchester.¹² At this point the partnership was transformed by unexpected major millwork commissions, followed by an increasing flow of work, requiring premises, money, machines and men.

4.3. Premises, Finance, Machines and Men



Illus. 4.1: Fairbairn & Lillie's Workshop, 20, Canal Street, Ancoats. Built 1823.¹³

On completing their first major commission at Murrays' Mill, Fairbairn & Lillie moved from their shed to an old building at 14 Mather Street. The partners worked long hours, with division of responsibilities, Fairbairn doing the books and the visits to clients, travelling 'by hired hack', and Lillie managing the workshops. With maintenance work to be done when mills were shut on Sundays, it was seven-day working. By the end of 1822 they were able to buy a 16hp second-hand Boulton & Watt engine, and built a four-storey workshop at 20 Canal Street. In 1824 land was bought on the other side of Canal Street and in 1825 a three-storey building was

¹² *Life*, pp.111-2.

¹³ R J Byrom, photograph 1962.

constructed on Pott Street, incorporating a fire-proof pattern store.¹⁴ In 1827 a yard was hired for work on the Catrine waterwheels.¹⁵

By the end of 1822, whilst still living from hand to mouth and without ready money, Fairbairn & Lillie were worth £5,000 in material, stock and tools – around £350,000 at 2015 figures. Their new building and steam engine were financed with occasional help from Heywood's Bank. Besides the bank, the partners had 'good friends and considerate customers' and found 'no difficulty in obtaining money on account for work ... in progress'.¹⁶ It is unclear if Fairbairn's on-going links with Benjamin Heywood started through the bank or through Cross Street Chapel where Heywood was involved, or through John Kennedy. At the end of 1827, Fairbairn wrote to Lillie from London,

Mr. Cooke's wheel, Mr. Potter's work, and all the rest, we shall talk over together. In the meantime I shall look in at the watchmaker's and order both yourself and me a gold watch, *but on the condition that it is not to be delivered until we have paid for our buildings*, and are FAIRLY OUT OF DEBT.¹⁷

In 1828 Fairbairn was in a position to advance £500 to assist his younger brother, Peter.¹⁸ By 1830 Fairbairn & Lillie's stock-book showed a balance of nearly £40,000 – equivalent to around £2.8M in 2015.¹⁹ All the indications are that apart from occasional bank loans, their business was self-financing. Without doubt, it was very successful.

Machinery became increasingly crucial for Fairbairn & Lillie's business but records of it are sparse. At the beginning there was the large lathe. For their second major commission - Sedgwick Mill - this was supplemented by two other lathes turned by three more labourers. Another lathe for large shafts was erected temporarily at the

¹⁴ Hayward, 'Fairbairns', pp.1.13-15.

¹⁵ *Life*, p.129.

¹⁶ *Life*, pp.114-7.

¹⁷ *Life*, p.452.[Fairbairn's italics and capitals].

¹⁸ *Fortunes Made in Business*, pp.253-6. Peter Fairbairn had served an apprenticeship with a millwright in Newcastle and then worked for several years as a journeyman, starting with Holdsworth in Glasgow and including two spells with Fairbairn & Lillie, some time with the Rennies in London and at the famous Charenton Engineering Works in Paris. He accepted a partnership at Holdsworths in 1824, but was not happy there. In 1828 he consulted William as to what he should do, resulting in the decision to commence his own business in Leeds. The Glasgow partnership had left him in debt to the extent of £500. William lent him the money to pay it off.

¹⁹ *Life*, p.129.

mill.²⁰ At first Fairbairn & Lillie were unable to make their own castings, but it is likely that a foundry was incorporated into their new building in 1823 as J C Fischer from Switzerland, visiting their works in 1825, noted two cupola furnaces. This was an important step forward for Fairbairn & Lillie, a form of vertical integration, giving them full control of the millwork they were installing – casting, machining and erecting. Fischer also noted a circular saw and large grinding wheel.²¹ In the mid-1820s millwrights held that key-ways must be cut by them with chisel and file. Fairbairn, in response to a strike of millwrights at that time, developed the existing technology of the planing machine to build a slotting machine to cut keyways.²² The exact date of this is uncertain but it is likely to have been during the strike at the beginning of 1825. Richard Roberts claims to have built the first slotting machine in 1824.²³ In any event this is a very early example of a machine being developed to resist a strike. In 1828 two French engineers visiting the works noted two horizontal boring machines.²⁴ Around 1830 a new foundry was constructed.²⁵ By then Fairbairn & Lillie's machine tools 'embraced a considerable array of lathes, drills and other tools'.²⁶ The firm had also built up a large and valuable stock of toothed-wheel patterns, spur and bevel, of many sizes, from which identical castings could be made. From 1825 they had a 'fire-proof' pattern store.²⁷ These patterns had been paid for by the owners of the mills in which they were first used, but remained the property of Fairbairn & Lillie. This was of commercial benefit in providing on-going work as it encouraged mill-owners to return to the partnership – on grounds of speed and economy - whenever a breakdown occurred requiring the replacement of any gearing, or in the event of alteration or extension.²⁸ Standardisation and interchangeability were an established practice by the 1820s.

²⁰ *Life*, p.112; 115. At this time Roberts employed three men, at a rate of 11s. per week, to turn his machines. (L T C Rolt, *Tools for the Job. A History of Machine Tools to 1950*, (1965), p.106).

²¹ K Schib (ed.), *Johann Conrad Fischer: Tagebücher*, (1951), pp.262, 274-6, quoted in W O Henderson, *J C Fischer and his Diary of Industrial England 1814-1851*, (1966), p.63. Fischer wrote that Fairbairn was 'one of the first and cleverest millwrights in England'.

²² [Woodcroft] IV. The planing machine originated in France ([Woodcroft] IV). See also *Life*, pp.44-5.

²³ *The Engineer*, 11, Jan-June 1861, 121; R L Hills, *Life and Inventions of Richard Roberts 1789-1864*, (2002), pp.87-9.

²⁴ *Annales des Mines*, Second Series 6, 1829, 94-6: E A Forward, 'The Early History of the Cylinder Boring Machine', *TNS*, 5, 1924, 34.

²⁵ *Life*, p.129.

²⁶ [Woodcroft] IV.

²⁷ Hayward, 'Fairbairns', pp.1.13-15.

²⁸ [Woodcroft] IV; [B Love], *Manchester As It Is*, (1839), p.212.

By 1824 Fairbairn & Lillie employed between sixty and seventy men.²⁹ There were difficulties getting enough men because existing Millwrights Societies would 'not allow other workmen to come into the trade'.³⁰ Nevertheless by the end of the decade the firm was employing 300 men.³¹ Records of their various trades do not exist but it is possible to surmise that these comprised millwrights both within the works and outside erectors, with foremen and apprentices. It is unclear how successful the Millwrights' Societies were in keeping out semi-skilled machine operators during the 1820s but the evidence indicates that in subsequent decades some were engaged, and the opposition to their employment ended with the 1851-2 dispute. The foundry required pattern-makers, moulders and other foundrymen. Skilled tradesmen were assisted by labourers and there would be a small office staff of draughtsmen and clerks, and probably also a storekeeper. The steam-engine would require an engineman and stoker. There is a disappointing gap in the evidence as to how the undertaking of the work was organised. Transport of goods to sites, which included those in Scotland, Ireland and Continental Europe, was sub-contracted to carriers. The workforce in engineering in the first half of the century was mobile and the total number of men who spent some time employed by Fairbairn & Lillie during their fifteen years must have been several times the complement at any one time.

4.4. Networks and Networking

Networks based on common values and attitude, have had a profound influence in business activity.³² In her 1876 novel, *The Manchester Man*, Isabella Banks captured the spirit of mutual support among emigrant Scots when she wrote of John McConnel, 'who had already given a lift to his rising young countryman, Fairbairn the engineer'.³³ The most important event in the establishment of Fairbairn & Lillie came unexpectedly when Fairbairn called on Adam & George Murray at their Ancoats mill, and had astounding success, obtaining a commission to renew the line-shafting and

²⁹ 'Report from the Select Committee on Artisans, Machinery and Combinations', *Parliamentary Papers*, (1824), V, p.566.

³⁰ 'Report from the Select Committee on Artisans, Machinery and Combinations', p.341.

³¹ *Life*, p.129.

³² J Brown and M B Rose (eds.), *Entrepreneurship, networks and modern business*, (1993), pp.1, 6.

³³ [I] (Mrs G L) Banks, *The Manchester Man*, ([1876], 1970 ed.), p.207.

gearing at the mill.³⁴ How, without money, without an established works or labour force, without cotton mill experience and with no track record, did Fairbairn & Lillie obtain this commission from one of the world's largest cotton spinners;³⁵ and in the face of established local millwrights such as Thomas Hewes, and Peel, Williams & Co, at a time when 'business was slack'? Their commission may have been facilitated by a common ethnic origin. George Murray (1772-1866) and his brother Adam (1766-1818) shared Fairbairn & Lillie's Scottish ancestry. They too had served trade apprenticeships, as machine-makers, before moving into cotton spinning.³⁶ Thus they were skilled in a branch of engineering. There is every reason to believe it was these common bonds that gave Fairbairn the entrée, without which he would not have had opportunity to convince the Murrays to accept the innovational renewal of the power-transmission in their mill, which set Fairbairn & Lillie on the road to success.

The Murrays were delighted with Fairbairn & Lillie's work and recommended the new firm to their neighbouring cotton spinners, M'Connel & Kennedy, both of whom were also Scots. Like the Murrays, they too had served apprenticeships as machine makers with William Cannan, M'Connel's uncle, at Chowbent in Lancashire. Moving to Manchester, they initially built textile machinery before expanding into cotton spinning, and thus they too were skilled in a branch of engineering.³⁷ The Murrays' recommendation came just at the opportune time, when M'Connel & Kennedy were about to build a new mill. Fairbairn & Lillie were employed.

John Kennedy (1769-1855) was an outstanding inventive engineer and cotton spinner who is widely lauded by historians today.³⁸ R C Allen includes him in his list of seventy-nine important inventors of the seventeenth and eighteenth centuries,

³⁴ *Life*, pp.111-4.

³⁵ *Life*, p.113; R Lloyd-Jones and M J Lewis, *Manchester and the Age of the Factory: The Business Structure of Cottonopolis in the Industrial Revolution*, (1988), p.25.

³⁶ I Miller, 'The Rise and Progress of an Iconic Cotton-Spinning Firm: The History of A & G Murray' in I Miller and C Wild (eds.), *A & G Murray and the Cotton Mills of Ancoats*, (2007), p.61.

³⁷ C H Lee, *A Cotton Enterprise 1795-1840: A History of M'Connel & Kennedy, Fine Cotton Spinners*, (1972), pp.10-22.

³⁸ W Fairbairn, *A Brief Memoir of the Late John Kennedy, Esq.*, (1861); M C Jacob and L Stewart, *Practical Matter: Newton's Science in the Service of Industry and Empire, 1687-1851*, (2004), pp.127-38; M C Jacob, *The First Knowledge Economy: Human Capital and the European Economy, 1750-1850*, pp.85-109; Mokyr, *The Enlightened Economy*, p.111.

citing his invention of 'double speed' which enabled the mule to spin fine yarn.³⁹ Fairbairn came to know Kennedy well, had great respect for his abilities and, following Kennedy's death, wrote a memoir of him.

Through Kennedy, Fairbairn became acquainted with William Murdoch (1754-1839), another Scot, when Murdoch came to commission the Boulton & Watt engine at the Sedgwick Mill in 1818.⁴⁰ Murdoch, over seventy, was described by Fairbairn as 'the right hand of the illustrious Watt'. They clearly struck up a rapport and Fairbairn visited Murdoch to see his model of a 'locomotive-engine' which travelled at five miles per hour.⁴¹ It is likely that Fairbairn also met Peter Ewart (1767-1842) – yet another Scot – around the same time. He was a friend of John Dalton and Eaton Hodgkinson, and an advocate of the application of scientific knowledge to engineering.⁴² For a time he represented Boulton & Watt in Manchester but then became a cotton spinner, at the same time acting as a consulting engineer. He is likely to have been involved with the Boulton & Watt engine at the Sedgwick Mill.⁴³ In any event he was involved with Fairbairn at the start of the Mechanics' Institution.⁴⁴ It was Ewart who persuaded Fairbairn to make the far-reaching decision to provide facilities for Hodgkinson (see below). Network connections with Murdoch and, probably, Ewart, almost certainly led to Benjamin Gott appointing Fairbairn & Lillie in connection with the extension of Bean Ing Mill, Leeds, in 1824. Gott was a friend of Murdoch, and his extension was to have a Boulton & Watt engine. Ewart was also involved. It is reasonable to assume that they made the recommendation.⁴⁵

³⁹ R C Allen, *The British Industrial Revolution in Global Perspective*, (2009), pp.251, 269-71.

⁴⁰ *Life*, p.116.

⁴¹ Fairbairn, *UlfE2*, p.239. Fairbairn is also said to have recalled Murdoch filling a bladder with gas, placing it under his arm like a bagpipe, and discharging the gas through the stem of an old tobacco pipe to provide a torch (W Matthews, *A Historical Sketch of the Origins and Progress of Gas Lighting*, (1832), quoted in J Griffiths, *The Third Man: The Life and Times of William Murdoch 1754-1839, the Inventor of Gas Lighting*, (1992), p.248). This refers to walking to Medlock Bank, but when, and who lived at Medlock Bank, is unclear. Fairbairn did not move to Medlock Bank until the mid-1830s, by which time Murdoch was incapacitated.

⁴² Ewart was knowledgeable in theoretical mechanics, as witnessed by his best known paper (P Ewart, 'On the Measure of Moving Force', *Manchester Literary and Philosophical Society Memoirs*, 2nd series, 2, 1813, 105-258).

⁴³ Jacob, *First Knowledge Economy*, p.92.

⁴⁴ *MG*, 10 April 1824.

⁴⁵ H Heaton, 'Benjamin Gott and the Industrial Revolution in Yorkshire', *Economic History Review*, 3.1, 1931, 52-3; Fairbairn to Boulton & Watt, 2 October 1824, Fairbairn to Gott, 10 February 1825, MS193/150 and 153, Gott Papers, Brotherton Library, Leeds.

Kennedy was of major importance in the ascent of Fairbairn & Lillie.⁴⁶ He was widely respected and had many business contacts. It was he who passed their name to fellow Scot, Archibald Buchanan, partner in James Finlay & Co, and manager of their Catrine cotton mills in Ayrshire. Buchanan had been apprenticed to Arkwright and was himself no mean engineer.⁴⁷ This recommendation led to Fairbairn & Lillie's most famous waterwheels, at Catrine, followed by waterwheels at Finlay's Deanston factory, where they worked with Buchanan's nephew, James Smith, a talented engineer and agricultural inventor.⁴⁸ 'The centre of mechanical experiment in Scotland at this time has been identified as in these mills of James Finlay & Co, where Buchanan and Smith exercised their remarkable engineering abilities.'⁴⁹ The work at Finlay's Catrine and Deanston mills led to Fairbairn's involvement with Thomas Grahame and steamboat experiments on the Forth & Clyde Canal. The links appear to have been Kirkman Finlay, who was Senior Partner of James Finlay & Co and Chairman of the Canal Company, and James Smith of Deanston – 'my much esteemed friend' – who was also involved in the Forth & Clyde experiments. A major significance of these experiments was that they led directly to commissions to Fairbairn & Lillie to build steamboats for the Canal Company, and hence to Fairbairn becoming a shipbuilder.⁵⁰

These Scottish network connections were important in the growth of Fairbairn & Lillie in that they brought them into contact with some of the leading Scottish engineers and manufacturers who placed major work with them and recommended them to others. In addition Ewart was the important link to the prestigious experiments with Hodgkinson. Later Fairbairn would help other Scots, such as Nasmyth who arrived in Manchester in 1834.⁵¹

⁴⁶ *Life*, p.115; S Smiles, *Industrial Biography: Iron Workers and Tool Makers*, (1863), p.324.

⁴⁷ *Life*, p.121; 'Biographical Notice : Archibald Buchanan of the Catrine Cotton Works, Ayrshire', *Journal of the Society of Arts*, 6.168, 1856, 205; [C Brogan], *James Finlay & Company Limited, Manufacturers and East India Merchants 1750-1950*, (1951), pp.60-2; E Leigh, *The Science of Modern Cotton Spinning*, (3rd ed. 1875), Vol.1, pp.106-10, which illustrates Buchanan's self-stripping carding engine.

⁴⁸ [Brogan], *James Finlay*, pp.69-71; Leigh, *Modern Cotton Spinning*, Vol.1, pp.110-12.

⁴⁹ G M Mitchell, 'The English and Scottish Cotton Industries', *The Scottish Historical Review*, 22, 1924-5, 104.

⁵⁰ W Fairbairn, *Remarks on Canal Navigation, illustrative of the advantages of the use of Steam as a Moving Force on Canals* (1831), pp.30-2, 71.

⁵¹ S Smiles (ed.), *James Nasmyth, Engineer: An Autobiography*, (1895 ed.), p.178.

The second important network for Fairbairn centred on Cross Street Unitarian Chapel, of which he became a member 'on his settlement in Manchester'.⁵² M C Jacob sees a marriage of enlightened piety and science-based rationalism in the ethos of Unitarianism, and Mokyr describes Unitarianism as the Enlightenment religion par excellence.⁵³ However, in stressing the roots of Unitarianism in Socinianism, Jacob diminishes the influence of Puritanism, with its work ethic, which is where Cross Street chapel had its roots. David Allan has sought to change the historical canon of alienation between the Scottish Reformation and the Scottish Enlightenment, viewing the Enlightenment as the culmination of the Reformation, not a departure from it.⁵⁴ In the espousal of both the work ethic and an enlightenment approach to science, both Fairbairn and Cross Street exemplified this link between Reformation and Enlightenment. This is consistent with Fairbairn's warm approval of the *Sermons* of Hugh Blair (1718-1800), the latitudinarian minister of the High Church of St Giles in Edinburgh, and friend of David Hume, Adam Smith and others of the Scottish Enlightenment.⁵⁵ The extent to which Fairbairn actually held Unitarian beliefs is unclear. Blair's sermons major on moral conduct, but orthodox protestant doctrine is to be found within them, and there is no hint of Unitarianism,⁵⁶ whereas Fairbairn's later writings, whilst seeing his achievements to be 'under the blessing of Divine Providence', suggest theism.⁵⁷ Unitarianism probably had no relevance to Fairbairn & Lillie's initial major commission for the Murrays as Slugg does not include them in his list of prominent Unitarians.⁵⁸ It is difficult to track specific Fairbairn & Lillie commissions to Cross Street members, although the Mr Potter, for whom they

⁵² *Life*, p.456.

⁵³ Jacob, *First Knowledge Economy*, pp.100-7; M C Jacob, 'Commerce, Industry, and the Laws of Newtonian Science: Weber Revisited and Revised', *Canadian Journal of History*, 35, 2000, 277; Mokyr, *Enlightened Economy*, p.362.

⁵⁴ D Allan, *Virtue, Learning, and the Scottish Enlightenment: Ideas of Scholarship in Early Modern History*, (1993). For a useful précis see 'Review' by A H Williamson, *The Journal of Modern History*, 67.3, 1995, 700-3. This is echoed by T Devine in a paper to the Royal Society of Edinburgh in 2013 (T Devine, 'A Puzzle from Scotland's Past: Why did the Scottish Enlightenment Happen? (The Royal Society of Edinburgh, 25 April 2013) at

www.royalsoced.org.uk/cms/files/.../A_Puzzle_from_Scotlands_Past.pdf. (accessed 18 August 2014), 'Of all the forces relevant to the Scottish Enlightenment, Calvinism is at the heart of the matter').

⁵⁵ *Life*, p.458; R B Sher, 'Blair, Hugh (1718-1800)' *Oxford DNB on-line* (accessed 16 November 2012); H Blair, *Sermons*, (5 vols. 1777-1801, five editions).

⁵⁶ H Blair, *Sermons*, (1820 ed.), Vol.I pp.5, 30, 35, 44, 98; Vol.2 pp.99, 224-5, 225, 227, 349; and many more references.

⁵⁷ *Life*, p.72; *Ulfe3*, pp.81-2.

⁵⁸ J T Slugg, *Reminiscences of Manchester Fifty Years Ago*, (1881), pp.170-6.

were working in 1827, was almost certainly one of the Potter family which was associated with the Chapel.⁵⁹

Importantly Cross Street was part of the network introducing Fairbairn to Manchester's civic and intellectual life, much of which was centred there in the first half of the nineteenth-century. Indeed it was often seen as a launching-pad for a public career, a base for political activity, educational and philanthropic work and cultural advancement.⁶⁰ In this respect a major Cross Street link for Fairbairn was his banker Benjamin Heywood. Again Fairbairn appears drawn to those who would go on to achieve - four years younger than Fairbairn, Heywood went on to become President of Cross Street Chapel, an MP, a Fellow of the Royal Society and a Baronet. It was the association with Heywood in the establishment of the Manchester Mechanics' Institution - Heywood was President and Fairbairn was Secretary - that thrust Fairbairn into civic prominence.⁶¹ Half the committee were Unitarians, including Heywood from Cross Street and Kennedy, Ewart, Wood, William Henry, R H Greg and Henry Houldsworth from Mosley Street.⁶² Engineers on the committee, besides Kennedy, Ewart and Fairbairn, were James M'Connel, Thomas Sharp, Richard Roberts, William Williams, and also building contractor David Bellhouse.⁶³ Significantly, James Lillie was not, an indication of the different characteristics of the two partners. Whereas Fairbairn moved comfortably in these circles, Lillie was less at ease.⁶⁴

Many of the members of the Unitarian chapels and of the Mechanics' Institution committee were also members of the Literary and Philosophical Society: Ewart, Henry and Wood were vice-presidents, under John Dalton's Presidency, when Fairbairn joined about 1820.⁶⁵ He was almost certainly introduced by Kennedy who

⁵⁹ *Life*, p.452; Slugg, *Reminiscences*, p.173; W A Shaw, *Manchester Old and New*, (1894), Vol.3, p.8.

⁶⁰ M J Turner, *Reform and Respectability. The Making of a Middle-Class in Early 19th-century Manchester* (1995), p.32. See also J Seed, 'Theologies of Power: Unitarianism and the social relations of religious discourse 1800-50' in R J Morris (ed.), *Class, Power and Social Structure in British Nineteenth-Century Towns* (1986), p.142.

⁶¹ R H Kargon, *Science in Victorian Manchester: Enterprise and Expertise*, (1977), p.20.

⁶² J Seed, 'Unitarianism, Political Economy and the Antinomies of Liberal Culture in Manchester, 1830-1850', *Social History*, 7.1, 1982, 12; J T Slugg, *Reminiscences of Manchester Fifty Years Ago*, (1881), pp.170-6.

⁶³ *MG*, 10 April 1824.

⁶⁴ Lillie did join the Literary and Philosophical Society in 1830, but does not appear to have taken any active part in it.

⁶⁵ *Life*, p.383. He was President 1855-60.

had been an active member since 1803.⁶⁶ These were three socially very powerful groups. Of the membership of Cross Street in 1829, nine became Members of Parliament and five Mayors of Manchester.⁶⁷ Of the Mechanics' Institution committee, four became Members of Parliament – Heywood, Wood, Greg and Brotherton. These interlocking networks of chapels, the Mechanics' Institution and the Literary and Philosophical Society brought Fairbairn into the company of the political, manufacturing and commercial leaders, and the intellectual and scientific elite, of Manchester. His earlier self-education and his engineering prowess enabled him to integrate into these circles. The journeyman millwright had moved into the middle class.



Illus.4.2: Cross Street Chapel. Built 1694.⁶⁸



Illus.4.3: Mechanics' Institution, 1825.⁶⁹

National networks were also important for Fairbairn, bringing him into contact with leading engineers and scientists beyond Manchester. First there was the Institution of Civil Engineers to which he was elected in 1830, proposed by James Walker, Robert Stephenson and John Farey, Jnr. There he met the President, Thomas Telford, one of the greatest of engineers, who congratulated Fairbairn on his first book.⁷⁰ He was now moving amongst the leading engineers nationally, as he would continue to do in the engineering institutions, and more particularly from the mid-1830s in the British Association for the Advancement of Science, providing a conduit to a national profile. That profile was already prominent when, in 1861, he became

⁶⁶ Lee, *Cotton Enterprise*, p.151.

⁶⁷ Slugg, *Reminiscences*, p.173.

⁶⁸ G Head, *Cross Street Chapel – Unitarian – Manchester: A Brief History*, (2009) at <http://cross-street-chapel.org.uk/history> (accessed 8 August 2010).

⁶⁹ M Tylecote, 'The Manchester Mechanics' Institution, 1824-50' in Cardwell (ed.), *Artisan to Graduate*, p.56.

⁷⁰ *Life*, pp.130, 134-5.

the first engineer to preside over the British Association, raising his national, and indeed international, standing still higher. For Fairbairn the British Association was very markedly 'a vehicle for upward social mobility'.⁷¹

4.5. Mills

Cotton Mills: The Transmission of Power

The shared Scottish and technical backgrounds were important in gaining an entrée with the Murrays, but Fairbairn must have convinced them that he and Lillie could deliver significantly improved efficiency by replacing their heavy, ponderous, part-timber line-shafting with light, fast and smooth-running wrought-iron shafts. It may be that it helped that Fairbairn & Lillie could turn to the work immediately, but men with the Murrays' experience do not place work with a firm unless reasonably convinced that what is promised would be achieved. Two facets of entrepreneurship met here. The Murrays took the risk – not without some misgiving, says Woodcroft - of engaging men who could tick none of the boxes, but with whose skills and background they resonated.⁷² Their money followed their instincts, in a way that is impossible in a large public company. Fairbairn had the vision of what could be achieved and the confidence that it would be. He had appreciated that the principle of using a low-speed main drive and then having to speed it up by means of countershafts in order to transmit the power to the fast-running machines was wrong. For the transmission of a given amount of power the weight and strength of shafts and wheels could be reduced in direct proportion to the increase in the speed of rotation. Fairbairn & Lillie's introduction of high-speed, light, iron shafting effected a saving in capital cost, and great savings in running costs.⁷³

Fairbairn & Lillie's role in connection with wrought-iron shafting is questioned by Musson who credits Peel, Williams & Co with its introduction.⁷⁴ This is probably correct, but it was Fairbairn & Lillie who integrated lighter wrought-iron shafts into a

⁷¹ M Berman, 'An essay review of A E Musson and Eric Robinson, *Science and Technology in the Industrial Revolution*', *Journal of Social History*, 5.4, 1972, p.525.

⁷² See Section 4.4 above; [Woodcroft] III.

⁷³ Fairbairn, *M&MWII*, pp.72-3; Rolt, *Tools for the Job*, p.125. Fairbairn was also well aware of the importance of lubrication (*M&MWII*, p.77; D S Landes, *The Unbound Prometheus: Technological change and industrial development in Western Europe from 1750 to the present*, (1969), pp.298-9).

⁷⁴ A E Musson and E Robinson, *Science and Technology in the Industrial Revolution*, (1969), pp.462-3. There probably was a precedent at a flour mill in Zurich designed by J G Bodmer around 1815, but Fairbairn could not have seen this until he visited Zurich in 1824 (*MPICE*, 28, 1868-9, 579).

very much faster and smoother composite system. Nineteenth-century writers including Andrew Ure, George Rennie, Evan Leigh, W J M Rankine and Bennet Woodcroft endorsed Fairbairn's claims. Rankine and Woodcroft also attributed to him improved lap couplings forged in one piece with the shafting, 'which have long become common everywhere'.⁷⁵ The endorsement from George Rennie is important because Musson attributes the commencement of 'this revolution' to John Rennie, George's father.⁷⁶



Illus.4.4: Murrays' Mill as it was in 1831⁷⁷



Illus. 4.5: Sedgwick mill as it was in 1962⁷⁸

The partners worked extremely hard on Murrays' mill – some days working from 5am to 9pm. They succeeded - a great saving of power was achieved. The shafting at Murray's mill was the tinder that ignited Fairbairn & Lillie's ascendancy. Fairbairn & Lillie did not invent wrought iron shafts, and, as Woodcroft pointed out, 'It must have been seen by this time by very many mechanics and mill proprietors ... that great advantages would arise by the substitution of much lighter shafting driven at higher velocities'. They might have seen it, but if they did, they did nothing about it.

Fairbairn saw it – a classic example of entrepreneurial 'innovation' - and gave effect to it, with the result that,

To him appears to be ascribable the entire suppression of square shafting, the substitution for it of cylindrical shafting truly turned by the slide lathe ... [such that] ,, an almost boundless field of work of nearly one common character was thus

⁷⁵ Ure, *Philosophy*, pp.34-5; G Rennie (ed.), *Practical Essays on Millwork and other Machinery*. By Robertson Buchanan, *Engineer*, (3rd ed. 1841), p.xix; Leigh, *Modern Cotton Spinning*, Vol.2, (5th ed. 1882), p.273; W J M Rankine, 'William Fairbairn' in *The Imperial Dictionary of Universal Biography*, Vol.2, (1963); [Woodcroft] III.

⁷⁶ Musson and Robinson, *Science and Technology*, pp.462-3.

⁷⁷ G Pyne, *Lancashire Illustrated in a Series of Views*, (1831).

⁷⁸ R J Byrom, Photograph 1962.

presented to Fairbairn and his partner ... after they had once completed the job at Mr Murray's mill.⁷⁹

This lends credence to Fairbairn's ascription of his own and Lillie's success in life 'to the saving of power effected by increasing threefold the velocity of the shafting' at Murrays' mill.⁸⁰ It concurs with the other nineteenth-century writers referred to above. The matter is put beyond reasonable doubt by Murrays' neighbours, M'Connel & Kennedy. Engineers and cotton spinners of their standing would not have engaged this small partnership to undertake the millwork in their new Sedgwick Mill if they had not seen something wholly exceptional in their neighbours' mill – they had, a twenty per cent increase in efficiency with the associated savings in running costs.⁸¹ What was achieved with the line-shafting at Murrays' Mill became the norm for the rest of the steam age.⁸²

Fairbairn & Lillie's success at Murrays' Mill came at the opportune moment, as M'Connel & Kennedy were about to build the Sedgwick Mill, which would make them, like the Murrays, one of the largest cotton spinners in the world.⁸³ Kennedy commissioned Fairbairn & Lillie, and Fairbairn records that he

laid down all his plans for the new mill to a scale, calculated the proportions and strength of the parts, fixed the position and arrangement of the different machines, and introduced, under that gentleman's direction, a new system of double speeds, which, I believe, was an original invention of his own, for giving an increased quality of twist to the finer description of mule yarn.⁸⁴

This is less than clear. It appears that Kennedy and Fairbairn worked closely together, with Fairbairn as draughtsman, and possibly designer of the structure. He will also have designed the details of the power-transmission which was installed by Fairbairn & Lillie.⁸⁵ As they did not have a foundry at this stage, the shafts and gears must have been cast elsewhere, probably paid for direct to the foundry by M'Connel

⁷⁹ [Woodcroft] III.

⁸⁰ Fairbairn, *M&MWII*, pp.72-3.

⁸¹ Ure, *Philosophy*, pp.34-5.

⁸² Rolt, *Tools for the Job*, p.125. There were some inroads made by belt and rope drives, but they did not displace shafting.

⁸³ A & G Murray and M'Connel & Kennedy were the largest cotton spinners in Manchester (R Lloyd-Jones and M J Lewis, *Manchester and the Age of the Factory: The Business Structure of Cottonopolis in the Industrial Revolution*, (1988), p.25), but Peter Marsland in Stockport is said to have been the largest in the north-west around this time (M Williams with D A Farnie, *Cotton Mills in Greater Manchester*, (1992), p.25).

⁸⁴ *Life*, p.115.

⁸⁵ *Life*, p.115.

& Kennedy, prior to machining by Fairbairn & Lillie. The 'double speeds' refers to the mules not the shafting.⁸⁶ The building work was undertaken by James Lowe with M'Connel & Kennedy providing the materials, and the cast-iron frame was by J & P Sherratt.⁸⁷ There is a query as to how advanced the project was when Fairbairn was first engaged as work was in progress on site by mid-1818, yet Fairbairn states that his engagement followed the completion of Murrays' work, which did not start until the beginning of 1818.⁸⁸ The probable explanation is that it was the installation of the millwork that did not take place until after Murrays' work was finished. This is consistent with the payments made to Fairbairn & Lillie which did not commence until September 1818, with around £3,600 having been paid by the end of 1822 – equivalent to around £250,000 in 2015.⁸⁹ The power transmission was by a primary horizontal shaft in a duct beneath the ground floor, driving seven vertical shafts.⁹⁰ This arrangement, apart from the sub-floor duct,⁹¹ was not repeated in Fairbairn's later mills. His norm became the single vertical shaft with long line-shafting on each floor.⁹² Fairbairn gave safety as one of the reasons for this.⁹³ It was not novel as a similar duct is shown on Boulton & Watt's drawing of Phillips & Lee's Salford mill of 1801⁹⁴ – a building whose designer Fairbairn praised, incorrectly believing it as the first iron-framed mill. It was the model for the eight-storey Sedgwick mill.⁹⁵ It is clear

⁸⁶ Tann implies that the 'double speeds' refers to the shafting. (J Tann, *The Development of the Factory*, (1970), p.103). This is not the case - 'Fairbairn is referring to mules with two speeds, not that the second speed was double the first. As the carriage commenced its outward run then the spindles would be driven at the first, lower speed, and at some point in the run would be switched to the higher speed ... Double speeds were used in spinning fine yarns which needed large amounts of twist put in them.' (R Holden, email to R Byrom 14 August 2014); Fairbairn, *Memoir of John Kennedy*, p.4; Lee, *Cotton Enterprise*, p.151.

⁸⁷ Lee, *Cotton Enterprise*, p.102; R Fitzgerald, 'The Development of the Cast Iron Frame in Textile Mills to 1850', *IAR*, 10.2, 1988, 137-8.

⁸⁸ *Life*, pp.114-5; Lee, *Cotton Enterprise*, p.102; Fitzgerald, 'Development of the Cast iron Frame', 137-8.

⁸⁹ Hayward, 'Fairbairns', p.1.10. Hayward lists M'Connel and Kennedy's payments to Fairbairn & Lillie, from M'Connel & Kennedy Papers, University of Manchester Rylands Library, Cash Books Vols. 2 and 3, Ledgers 1 and 2.

⁹⁰ I Miller, C Wild and S Little, 'The Development of Ancoats: Archaeological Case Studies', in Miller and Wild, *A & G Murray*, pp.52-3. At Arkwright's first mill in Nottingham, Thomas Lowe had used a primitive form of this arrangement with vertical shafts (J Tann, 'The Textile Millwright in the Early Industrial Revolution', *Textile History*, 5, 1974, 83).

⁹¹ For example at Gott's: Fairbairn to Gott, 18 September 1824, MS 193/149, Gott Papers, Brotherton Library, Leeds.

⁹² *M&MWII*, p.104.

⁹³ Fairbairn to Heathcote, 20 April 1841, in 'Report on the Practicality of Legislative Interference, to diminish the Frequency of Accidents to the Children and Young People engaged in Factories', *Parliamentary Papers*, 1841, X[311], p.24.


⁹⁴ J Gloag and D Bridgwater, *A History of Cast Iron in Architecture*, (1948), Fig.115, p.112.

⁹⁵ *Application*, pp.2-5 - Fairbairn illustrates Phillips & Lee's mill but does not show a sub-floor duct; *Life*, p.115.

that M'Connel & Kennedy were well satisfied as Fairbairn & Lillie continued to be engaged on further work, probably repairs and renewals at their adjoining older mills, up to the dissolution of their partnership, by which time M'Connel & Kennedy had paid them £8,166;⁹⁶ and Kennedy had retired in 1826 to devote himself to technical pursuits in much the same way as Fairbairn would do.⁹⁷

This state-of-the-art mill immediately became 'one of the sights of Manchester',⁹⁸ drawing visitors from home and abroad, and diffusing knowledge of Fairbairn & Lillie's gearing and shafting. Peter Beuth, main mover in Prussia's industrial renewal, visited Ancoats in 1823 and wrote to the prominent Prussian architect, K F Schinkel, that it is a place where 'machinery and buildings can be found commensurate with the miracles of modern times – they are called factories'.⁹⁹ Beuth and Schinkel visited Manchester together in 1826, when they toured the Sedgwick and Murray mills, which Schinkel sketched.¹⁰⁰

For Fairbairn & Lillie to be associated with a mill of this importance was a powerful advertisement for them, at a time when most new firms worked their way up by way of small commissions.¹⁰¹ The good word of the well-connected Kennedy was 'a passport to fame and business'.¹⁰²



Illus. 4.6: K F Schinkel's sketch of 1826 showing the Sedgwick and Murray Mills.¹⁰³

⁹⁶ Hayward, 'Fairbairns', p.1.10

⁹⁷ Lee, *Cotton Enterprise*, p.151.

⁹⁸ A Kidd, *Manchester*, (1993), p.26.

⁹⁹ A Von Wolzogen, *Auf Schinkels Nachlass*, (1862-4), Vol.3, p.141,

¹⁰⁰ D Bindman and G Riemann (eds.), *Karl Friedrich Schinkel, 'The English Journey', Journal of a Visit to France and Britain in 1826*, (1993), pp.175-7.

¹⁰¹ A similar case was Peter Fairbairn, in Leeds, who obtained commissions and financial support from the largest flax spinner of the day, John Marshall (*Fortunes Made in Business*, pp.262-3).

¹⁰² Smiles, *Industrial Biography*, p.324; *Life*, p.115.

¹⁰³ Bindman and Riemann, *Schinkel*, p.177.

The pattern of association with large and prestigious mill projects extended to the largest cotton mill in Ireland, built at Portlaw by David Malcolmson, a Quaker flour-miller from Clonmel.¹⁰⁴ Fairbairn & Lillie's connection was almost certainly through their Quaker clients, Henry and Edmund Ashworth.¹⁰⁵ They knew James Cropper, a successful Quaker merchant from Liverpool who was concerned about poverty in Ireland. He proposed the building of cotton mills, but the only outcome was the 1826 Portlaw factory.¹⁰⁶ It was a six-storey mill, driven by two waterwheels on the Clodagh, with a canal link to the River Suir, and a model village.¹⁰⁷ Fairbairn & Lillie were involved with machinery and shafting, and with the waterwheels, for which the components were cast in Cork, possibly to provide work in Ireland.¹⁰⁸

Fairbairn had an on-going concern for safety and for the working environment in mill buildings. One expression of this was ventilation. Dust and fluff were problems in cotton mills, particularly in the carding rooms. In Elizabeth Gaskell's *North and South*, the dying Bessy Higgins tells Margaret Hale, 'there's many a one as works in a carding-room, that falls into a waste, coughing and spitting blood, because they're just poisoned by the fluff'.¹⁰⁹ Mechanical ventilation in textile mills was first contrived by Henry Houldsworth, and 'executed under his direction' by Fairbairn & Lillie who then went on to manufacture fans for textile mills. As well as removing dust 'disengaged in cleaning the fibrous materials', they were used to ventilate the toilet towers, 'so as to cause a breeze into every seat'.¹¹⁰ This is one of the earliest examples of attempts to improve conditions in the workplace and a forerunner of what would become mandatory. The carding room at Portlaw was ventilated, but it is unclear if the ventilation was installed when the mill was built or later.¹¹¹

¹⁰⁴ A Bielenberg and J M Hearne, 'Malcolmsons of Portlaw and Clonmel: some new evidence on the Irish cotton industry 1825-50', *Proceedings of the Royal Irish Academy*, 106C, 2006, 339-66.

¹⁰⁵ R Boyson, *The Ashworth Cotton Enterprise: The Rise and Fall of a Family Firm 1818-1880*, (1970), p.8.

¹⁰⁶ K Charlton, 'The State of Ireland in the 1820s: James Cropper's Plan', *Irish Historical Studies*, 17.67, 1971, 320-339.

¹⁰⁷ Bielenberg and Hearne, 'Malcolmsons', 339-66; T Hunt, *Portlaw, County Waterford 1825-1876: Portrait of an Industrial Village and its Cotton Industry*, (2000).

¹⁰⁸ Bielenberg and Hearne, 'Malcolmsons', 342, 346-7. The exact nature of Fairbairn & Lillie's involvement remains unclear. When the mill was extended in 1833, Fairbairn had further involvement.

¹⁰⁹ E Gaskell, *North and South*, ([1855], 1973 ed.), p.102.

¹¹⁰ Ure, *Philosophy*, pp.380-4; A Ure, *The Cotton Manufacture of Great Britain systematically investigated...*, Vol.2, (1836), pp.23-5.

¹¹¹ Hunt, *Portlaw*, p.56.

Records from the 1820s are scarce. For some there are records that are tantalisingly inadequate. One such, from 1824-6, and probably by Fairbairn & Lillie, was Gorton Mill, a cotton mill important because its similarities suggest it may have been a precedent for Fairbairn's famous Orrell's Mill of 1836.¹¹² Known mills with which Fairbairn was involved are listed in Appendix 4.1 but, given the size of the firm, there must have been much cotton mill work undertaken by Fairbairn & Lillie which has been swept away without trace.

On occasions cotton-mill work led to work in other fields in which mill-owners were active. Thus it was that Fairbairn & Lillie were appointed as architects for Stalybridge Town Hall!¹¹³

Woollen Mills: The Testing of Beams

Fairbairn's first experimental work – load testing beams and measuring deflection – took place when Fairbairn & Lillie's work expanded into the woollen districts of Yorkshire with the four-storey extension to Gott's Bean Ing Mill. Fairbairn & Lillie provided the structural ironwork, shafting and gearing; and Boulton & Watt provided the steam-engine and gas lighting.¹¹⁴ Again Fairbairn put the main horizontal shaft in a sub-floor duct but the layout of the rest of the shafting is not known.¹¹⁵ The circumstance that led to the beam testing was a failure, due to a blemish in the cast-iron.¹¹⁶ Fairbairn's response was to load-test other beams in order to reassure Gott.¹¹⁷ The work at Bean Ing must have turned out well as five years later there was repeat business.¹¹⁸

¹¹² D A Farnie, *John Rylands of Manchester*, (1993), Fig.3 opposite p.12. Gorton Mills was sold in 1841 following the bankruptcy of A Lees, when Lillie was one of the assignees of the estate. (Advertisement of 1841, M95, Chapman MSS, Manchester Central Reference Library). The date of 1825 given by Farnie appears to be too early for the extensive weaving shed shown in his Fig.3, but not for the main building. On Orrell's Mill see Chapter 5.

¹¹³ F R Stott, 'Town Hall Buildings in Tameside', (MA Thesis, University of Manchester 1983), pp.22-40.

¹¹⁴ Fairbairn to Boulton & Watt, 2 October 1824; Fairbairn to Gott, 10 February 1825; MS193/150 and 153, Gott Papers, Brotherton Library, Leeds.

¹¹⁵ Fairbairn to Gott, 18 September 1824, MS193/149, Gott Papers, Brotherton Library, Leeds,

¹¹⁶ Fairbairn to Gott, 21 October 1824. This letter does not appear to be listed in the on-line catalogue of the Gott papers in 2014, but a photocopy was supplied by the Brotherton Library some time ago.

¹¹⁷ Fairbairn, *Application*, pp.6-7; Fairbairn to Gott, 21 October 1824.

¹¹⁸ Fairbairn to Gott 19 February 1829, MS193/170, Gott Papers. However from 1832 Wren & Bennett received several commissions from Gott – see below.

The work at Bean Ing was followed by a mill for the large worsted spinner, John Wood – the first ‘fire-proof’ mill in Bradford.¹¹⁹ Here Fairbairn load-tested a beam to failure.¹²⁰ The pattern was established and he was still testing beams thirty years later at Saltaire.¹²¹

Silk Mills: Spinning Machinery

Fairbairn & Lillie’s textile mill work extended from cotton and wool to silk, where exceptionally they built spinning machinery. Manufacture of silk was introduced into Manchester on an increased scale in 1815 and was developed by Vernon Royle (1784-1854) who, in 1825, with Thomas Crompton, built the seven-storey Havelock Mill, to spin silk on a larger scale than any of the mills in the East Cheshire silk district.¹²² Havelock Mill was furnished with Fairbairn & Lillie’s new spinning machines. These were modelled on the throstle used for cotton spinning.¹²³ Heavy wooden frames were replaced by light cast iron and the speed was greatly increased.¹²⁴ This was derivative development, but was certainly innovative. Once again Fairbairn & Lillie took existing technology and developed it, in this case to give a fifty per cent increase in productivity.¹²⁵ It was illustrated in 1836 by Ure, and by G S White in America, and later by Fairbairn in *Mills and Millwork*.¹²⁶ Similar

¹¹⁹ Tann, *Development of the Factory*, p.40; D T Jenkins, *The West Riding Wool Textile Industry, 1770-1835: A Study of Fixed Capital Formation*, (1975), pp.106-8. This mill was very similar to one, built in Stalybridge in 1822 for Thomas Harrison, in which Boulton & Watt were involved, and, on balance of probabilities, so were Fairbairn & Lillie (Tann,p.24.). Tann claims that the millwork for Wood’s mill was by Wren & Bennett, but she appears to be confusing work in 1833 with the building of the mill in 1825 which was prior to Wren & Bennett’s formation (Tann, p.103); Fitzgerald, ‘Development of the Cast Iron Frame’, 139; *Application*, pp.2-3. On Wood, a supporter and financier of factory reform, see J T Ward, *The Factory System, Volume 1: Birth and Growth*, (1970), pp.131-8.

¹²⁰ Fairbairn, *Application*, p.7.

¹²¹ See Chapter 6.6.

¹²² M Williams, ‘Havelock Mill, Manchester: A case-study in the emergency recording of a large urban mill complex’, *IAR*, 16.1, 1993, 100-3. Williams concludes that Havelock Mill is so important that it may ‘be placed within a sequence of exceptional silk mills which includes ... Lombe’s Mill in Derby of 1718-21, Old Mill in Congleton of c1752, and Lister’s Manningham Mill in Bradford of 1871-3’ (Williams, ‘Havelock Mill’, 110).

¹²³ The throstle frame was a descendant of the water frame and differed from the mule by having a continuous action.

¹²⁴ N Cossons (ed.), *Rees’s Manufacturing Industry (1819-20): A selection from The Cyclopaedia; or Universal Dictionary of Arts, Sciences and Literature by Abraham Rees*, (1972), p.194; *M&MWII*, pp.213-4.

¹²⁵ Fairbairn, *M&MWII*, p.213.

¹²⁶ Ure, *Philosophy*, pp.272-5; G S White, *Memoir of Samuel Slater, the Father of American Manufactures, connected with a History of the Rise and Progress of the Cotton Manufacture in England and America*, (1836), Vol.2, p.408; Fairbairn, *M&MWII*, p.214.

machines continued to be used into the twentieth century.¹²⁷ Following their initial success, it is curious that Fairbairn & Lillie ceased to build silk spinning machinery.¹²⁸ There is no recorded date when this occurred, nor reasons for it, but textile machinery making was a complex specialist branch of engineering, distinct from millwrighting.¹²⁹

Corn Mills

In parallel with work for the textile industry, the partnership undertook corn-mill work. They supplied the millwork and milling machinery to the six-storey Albion Corn Mill, Tib Street, Manchester, in 1829, but the engine was by Peel, Williams & Peel.¹³⁰ In 1831 they built the Steam Mills of Francis Brindley & Co at Macclesfield, probably the first mill building with Hodgkinson beams.¹³¹ There was a major corn-mill at Milford Mills, Carlow, in Ireland, although the exact date is unclear - it could have been after the dissolution of the Fairbairn & Lillie partnership. In 1836 Milford Mills was described as 'unrivalled', and in 1840 as 'the most extensive and celebrated [corn-mills] in Ireland'.¹³²

4.6. Waterwheels: Into Europe.

Fairbairn and Lillie were the most renowned builders of industrial vertical waterwheels during the 1820s and Fairbairn carried this on during the next twenty years, during which vertical waterwheels continued to be widely used.¹³³ Fairbairn's approach was that of the optimiser, bringing together the best components available from whatever source, and introducing incremental improvements. The success of

¹²⁷ W S Murphy, *The Textile Industries. A Practical Guide to Fibres, Yarns & Fabrics in every branch of Textile Manufacture*, (1910), Plate opposite p.174.

¹²⁸ Ure, *Philosophy*, p.256; Fairbairn, *M&M VII*, pp.213-4.

¹²⁹ However Peter Fairbairn, having trained as a millwright, specialised in flax machinery, and Hewes was both a millwright and a textile machine maker.

¹³⁰ 'Notice of Auction' on 29 October 1833, displayed in Capes Dunn's Auction Rooms, Manchester. I am grateful to Terry Wyke for this reference.

¹³¹ N Brindley, 'Francis Brindley and the Marple Brindleys', at http://www.marple-uk.com/marple_brindleys.htm (accessed 26 March 2013); *MG*, 22 May 1830.

¹³² *The Carlow Sentinel*, 8 October 1836; S C Hall and A M Hall, *Ireland: Its Scenery, Character, &c.* (1841), p.405. There is an affinity with Portlaw in that both mills had castellated parapets.

¹³³ G N von Tunzelmann, *Steam Power and British Industrialization to 1860*, (1978), pp.138-9; A E Musson, 'Industrial Motive Power in the United Kingdom, 1800-70', *The Economic History Review*, NS29.3, 1976, 424. The comparative costs of water v. steam are discussed, based on Fairbairn's figures, by D T Jenkins (Jenkins, *West Riding Wool Textile Industry*, pp.159-60, citing *M&M VII*, (3rd ed. 1871), pp.91-3); and in more detail by von Tunzelmann who refers to Fairbairn waterwheels (von Tunzelmann, *Steam Power*, pp.125ff).

Fairbairn's waterwheels validates this approach, at least in respect of old technology such as waterwheels. There are four elements to industrial water power – the water supply, the pentrough which delivers the water to the wheel, the wheel itself, and the transmission of power from the wheel to the machinery. Where water supply was intermittent, reservoirs were interposed. Fairbairn preferred the high-breast wheel, that is one where water is fed above the axis.¹³⁴ In this he followed Hewes from whom he adopted the 'suspension wheel' with slender wrought iron spokes like a bicycle wheel and with the transmission of power from the inside of the circumference of the wheel, rather than from the axle.¹³⁵ Hewes' spokes had threaded ends, secured to flanges on the wheel hub by nuts, which tended to work loose causing the wheel to go out of balance. Fairbairn squared the ends of the spokes, securing them in sockets in a cast iron hub by means of gibs and cotters, instead of nuts.¹³⁶ Fairbairn preferred to deliver the water to the wheel via an iron pentrough. From John Rennie, he adopted, and improved, the curved moveable pentrough shuttle, which controlled the flow of water.¹³⁷ As textile machinery became more sophisticated it was important that it was driven at a constant speed. Primitive centrifugal fly-ball governors were applied to windmills around 1780, and to steam engines around 1790. Hewes used one for a waterwheel at Belper but it was cumbersome.¹³⁸ Fairbairn improved both the governor and the mechanism it operated to raise or lower the pentrough shuttle. This controlled the flow of water to the wheel, maintaining a constant speed, essential for the operation of more sophisticated machines.¹³⁹

¹³⁴ In some nineteenth century writings high-breast wheels are described as 'overshot'. In modern works the term 'over-shot' refers to wheels where the water is introduced just past the top of the wheel.

¹³⁵ C Rynne, 'Technological Innovation in the Early 19th Century Irish Cotton Industry: Overton Cotton Mills, County Cork, Thomas Cheek Hewes and the Origins of the Suspension Water Wheel' in E C Casella and J Symonds (eds.), *Industrial Archaeology: Future Directions*, (2006), pp.205-15; *MPICE*, 8, 1849, 62-3. The first known suspension wheel was by Hewes at Overton Mill in 1802.

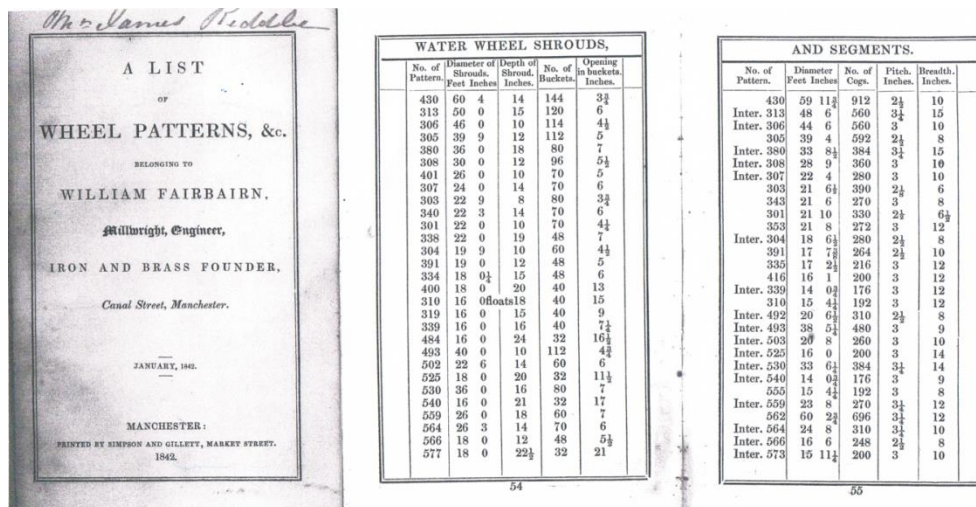
¹³⁶ T S Reynolds, *Stronger than a Hundred Men. A History of the Vertical Water Wheel*, (1983), pp.315-7; *M&MW I*, pp.120-1.

¹³⁷ One of John Rennie's sons, probably George, said, 'The late Mr. Rennie introduced the system of laying the water on to the wheel in a thin stream, not exceeding ten inches in depth. In addition to this ... he used the curved moveable shuttle, and at the same time tried various curves for the buckets. It appeared that Mr. Fairbairn had directed his attention to nearly the same points, as there was great similarity in the machines, he having apparently taken the subject up where Mr. Rennie had left it'. (*MPICE*, 8, 1849, 59-60).

¹³⁸ Reynolds, *Vertical Water Wheel*, pp.294-6.

¹³⁹ Fairbairn, *M&MW I*, p.147.

In 1828 Fairbairn made an innovation with significant economic consequences - the provision of 'ventilated buckets'. When unventilated buckets were filling, air could not escape fast enough, forcing spray to around 6ft above the shuttle, causing a nuisance and, more seriously, reducing efficiency.¹⁴⁰ He overcame this by introducing airways at the tops of the buckets, which stopped the spray and increased the power by nearly a quarter. However this may be a case of Fairbairn adopting an existing feature as his own.¹⁴¹ Bodmer's obituary claimed that the Egerton waterwheel, designed by Bodmer and completed by Fairbairn & Lillie, incorporated a novel feature allowing the free escape of air from the buckets.¹⁴² A letter in *The Engineer* in 1877 referred to its '144 ventilating buckets' and found it 'rather remarkable that Mr Fairbairn should have forgotten to mention the wheel' and 'the name of its designer'.¹⁴³ On balance of probabilities ventilated buckets were Bodmer's idea but Fairbairn was the 'innovator' who developed them and made them known.



Illus.4.7: Fairbairn's *List of Wheel Patterns &c.*, 1842 Edition.

Mass-production technology, dependent upon the assembly of interchangeable parts, has been claimed as 'a distinctively American achievement', although its

¹⁴⁰ Fairbairn, *M&MWI*, p.136; Note however that Ure describes Fairbairn's Wessering wheel, of about 1826, as 'on the ventilating plan'. (Ure, *Cotton Manufacture*, Vol.I, p.lxx).

¹⁴¹ In 1816 John Sutcliffe had written of a wheel at Sowerby Bridge with 'a very ingenious but simple plan for supplying the buckets with air'. J Sutcliffe, *A Treatise on Canals and Reservoirs*, (1816), p.255.

¹⁴² *MPICE*, 28, 1868-9, 581.

¹⁴³ *The Engineer*, 44, July-Dec.1877, 240.

origins were in eighteenth-century France.¹⁴⁴ In 1812, when exporting steam engines, Maudslay sent them with ‘all necessary duplicates ... of the wearing parts to ensure their perfect success in countries where mechanical assistance cannot easily be procured’.¹⁴⁵ Fairbairn and Lillie’s ‘extensive stock of patterns’ confirms that standardisation and interchangeability of parts was well-established in Manchester by the mid-1820s.¹⁴⁶ Its origins there went back to as early as 1808 when engineers Peel Williams were distributing catalogues of standard castings.¹⁴⁷ Fairbairn published a *List of Wheel Patterns* which included standard waterwheel components. The earliest edition seen is that of 1842 but there were almost certainly earlier editions.¹⁴⁸

Fairbairn’s waterwheels are examples of evolving and developing technology. They exhibit cumulative improvements – securing of spokes, ventilated buckets, automatic control of the pentrough shuttle, standardisation of parts - thus supporting the view that inventive activity is ‘a gradual process of accretion, a cumulation of events’.¹⁴⁹ There is no record of how many waterwheels Fairbairn built. In *Mills and Millwork* he lists the dimensions of sixty-two of his waterwheels, but without locations.¹⁵⁰ He almost certainly built many more than this and there may have been multiple wheels of the same size, using standard castings. To date approaching fifty locations have been identified, but the information from varied sources in Appendix 4.2 does not correlate with the dimensions in *Mills and Millwork*. The probability is that he built several hundred and there is little doubt that he was the leading manufacturer of vertical industrial waterwheels in the second quarter of the nineteenth century.

¹⁴⁴ N Rosenberg, *Perspectives on Technology*, (1976), pp.286-7. Rosenberg and Ames cite the construction of the Royal Small Arms Factory at Enfield in 1854 as ‘the beginning of the movement of mass-production techniques from the United States to Europe’. (E Ames and N Rosenberg, ‘The Enfield Arsenal in Theory and History’, *The Economic Journal*, 78.312, 1968, 827). J Mokyr, ‘Technological Inertia in Economic History’, *The Journal of Economic History*, 52.2, 1992, 332, citing K Alder, ‘Forging the New Order: The Origins of French Mass Production and Two Languages of the Machine Age, 1763-1815’, (Harvard University PhD thesis 1991), pp.36-9; J W Roe, ‘Interchangeable Manufacture’, *TNS*, 17, 1936-7, 165-74. Fairbairn was deeply involved in the Enfield factory – see Chapter 6.6.

¹⁴⁵ F T Evans, ‘The Maudslay Touch’, *TNS*, 66, 1994-5, 157.

¹⁴⁶ [Woodcroft] IV.

¹⁴⁷ Musson and Robinson, *Science and Technology*, pp.461-3. See also J A Cantrell, *James Nasmyth and the Bridgewater Foundry: A study of entrepreneurship in the early engineering industry*, (1984), pp.72-3.

¹⁴⁸ [W Fairbairn], *A List of Wheel Patterns, &c. belonging to William Fairbairn, Millwright, Engineer, Iron and Brass Founder, Canal Street, Manchester*, (1842).

¹⁴⁹ Rosenberg, *Perspectives*, p.192.

¹⁵⁰ Fairbairn, *M&MWI*, pp.148-9.

The importance and quality of these wheels can be gauged from some examples. The first known Fairbairn & Lillie waterwheel was for the Ashworths at New Eagley Mill, Bolton, the early 1820s.¹⁵¹ In 1825-7 Fairbairn & Lillie built the famous waterwheels at Catrine - two 50ft diameter wheels, with provision for a further two. Archibald Buchanan visited Manchester, interviewed Fairbairn and engaged the firm. Fairbairn spent a fortnight at Catrine, surveying, and designing the water supply.¹⁵² He claimed these wheels were the first erected on the principle of concentrating all the power for a mill complex in one wheelhouse.¹⁵³ A tunnel led from the sluice gates on the Ayr to a reservoir. From there the water flowed along a 12ft wide arched-over conduit to the wheelhouse, 600yds from the river.¹⁵⁴ The evidence suggests that when it was built this installation of two wheels in tandem was the most powerful hydraulic prime-mover of the time. It is a testimony to Fairbairn & Lillie's work that these wheels drove the Catrine mills for 120 years, until 1945.¹⁵⁵ It also endorses Woodcroft's assessment that 'the construction exhibited in all the examples which issued from the Canal-street works was masterly'.¹⁵⁶

Success at Catrine led to waterwheels for another Finlay mill, at Deanston, Perthshire. Here the proposal was for eight 36ft diameter wheels, four on each side of a central iron pentrough supported on cast-iron columns. Only four wheels were built and only two of those by Fairbairn & Lillie. Deanston's manager, the engineer and inventor James Smith, observed the construction of the first two wheels, and copied them, using local labour.¹⁵⁷ Here is diffusion of technology in its simplest form, a classic example of 'imitation'. Smith then developed what he had learnt, building a massive 70ft diameter wheel at Greenock.¹⁵⁸

¹⁵¹ Boyson, *Ashworth*, p.15.

¹⁵² *Life*, pp.121-3.

¹⁵³ Fairbairn, *M&MWI*, p.132.


¹⁵⁴ Fairbairn, *M&MWI*, pp.129-33. They were described as housed in 'a great dripping stone mansion' with 'a noise like thunder everlastingly'. ([Brogan], *Finlay*, p.62).

¹⁵⁵ P N Wilson, 'British Industrial Waterwheels', *Transactions of the Third Symposium of the International Molinological Society*, 1973, 22-4. When they were demolished in 1947 they were found to be true within 3mm on a diameter of 15m.

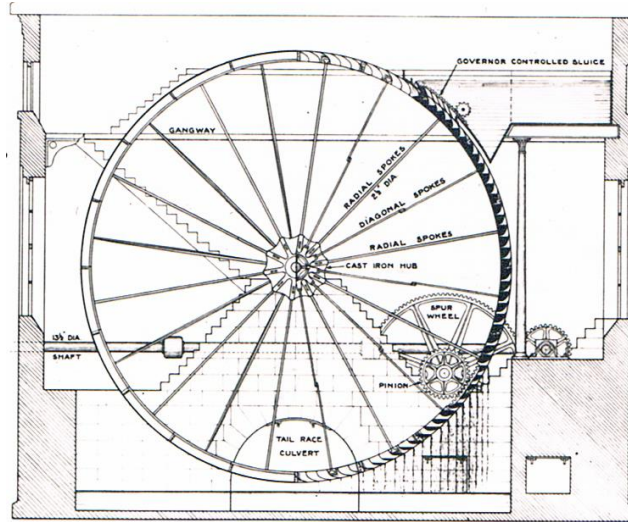
¹⁵⁶ [Woodcroft] IV.

¹⁵⁷ Fairbairn, *M&MW I*, pp.133-7.

¹⁵⁸ Reynolds, *Vertical Water Wheel*, pp.315-7.



Illus. 4.8: Catrine Waterwheels¹⁵⁹



Illus. 4.9: Section/Elevation Catrine Waterwheels¹⁶⁰

Fairbairn & Lillie's line-shafting and waterwheels quickly disseminated into mainland Europe. As their first major clients in Manchester had engineering backgrounds, it was through contact with one of the most brilliant engineers of the day that a chain of European clients was established. In the first decade of the century the Swiss engineer and inventor Johann Georg Bodmer had helped J C Escher to establish a cotton mill in Zurich, which 'was among the largest cotton manufactories on the continent'.¹⁶¹ Around 1823 Bodmer was involved with the reconstruction of the Schinznach Hydro in the Swiss Canton of Aarau. Bodmer, like many leading engineers of that time, was drawn to Manchester, where he found employment with Sharp, Roberts & Co. He arranged for the waterwheels and pumps for Schinznach to be constructed by Fairbairn & Lillie.¹⁶² Escher, with his son Albert, visited Bodmer in Manchester in 1824. It was arranged that Albert would study mechanics under Bodmer, plus a pupillage with Fairbairn.¹⁶³ Escher returned to Zurich, accompanied by Fairbairn, who received orders for new waterwheels and mill gearing for Escher's mill on the Limmat, the fast-flowing river draining the Zurichsee.¹⁶⁴ Subsequently

¹⁵⁹ <http://yesterdayrules.wordpress.com/> (accessed 27 July 2011).

¹⁶⁰ J Williamson, 'Measured Drawing' (c.1947, prior to dismantling). Photocopy held by R J Byrom – location of original not currently known.

¹⁶¹ W O Henderson, *Industrial Britain under the Regency: The Diaries of Escher, Bodmer, May and de Gallois 1814-18*, (1968), p.8; Smiles, *Industrial Biography*, p.325.

¹⁶² Henderson, *Industrial Britain*, p.11. The leaf still exists (visited 2011).

¹⁶³ *MG*, 24 September, 1845; *Life*, pp.124-5, 129.

¹⁶⁴ *Life*, pp.127-8. There was no fall, so Fairbairn designed waterwheels that could be raised or lowered by cast iron levers, so that they were always at the right depth in the water. In this he

Albert Escher returned to Zurich to run the engineering department of Escher Wyss.¹⁶⁵

On route to Zurich, Escher and Fairbairn visited the Vosges and Alsace, where Fairbairn found the name of Fairbairn & Lillie was already known; and orders followed.¹⁶⁶ The visit to Gros, Davillier, Roman & Co at Wesserling was particularly opportune, as they were planning a new cotton mill. Fairbairn obtained the order for the waterwheel and millwork, and subsequently attended the opening of the mill. He believed this was the first waterwheel 'on the suspension principle' in France,¹⁶⁷ but this may be incorrect as a 'roue anglaise' was built at Gisors in 1816.¹⁶⁸ In any event there was a technological time-lag from Britain, where Hewes had built suspension wheels since 1802.¹⁶⁹ Further orders were received from France until 'the French were able to construct the improved wheels for themselves', as when Gros, Davillier, needing a second wheel, had a copy of Fairbairn & Lillie's wheel built locally.¹⁷⁰

Old technologies persisted alongside new technologies well into the nineteenth-century. In the UK textile industry in 1838 there were 3,053 steam engines and 2,230 waterwheels (although the average horse-power for the engines was 24.3 compared with 12.6 for the waterwheels).¹⁷¹ Rosenberg, using Fairbairn waterwheels as his illustration, has identified the reason for this persistence as continued improvements.¹⁷² This may have been so in the 1820s, but beyond 1830 there were

followed a precedent set by Bodmer at a flour mill on the Limmat, built around 1816 (*MPICE*, 28, 1868-9, 579).

¹⁶⁵ *Life*, p.129; H Sitterding (ed.), *Escher Wyss 1805-1955. 150 Years of Development*, (1955).

¹⁶⁶ *Life*, pp.125, 129. Fairbairn was not impressed by the French engineering works he visited: they appeared 'very deficient in arrangements and methods' (Report from the Select Committee on Artisans, Machinery and Combinations, *Parliamentary Papers*, 1841, (51) V, p.568).

¹⁶⁷ *Life*, p.77; Association <Wesserling, un Patrimoine pour l'Avenir>, *Une toiture neuve pour l'ancienne chaufferie de la friche industrielle de Wesserling*, (2006), pp.5,17; J-A Haan and J-M Bobrienrieth, *Gros-Roman: 130 ans d'industrie textile a Wesserling et dans la haute vallée de la Thur* (2nd ed. 2008), p.113 - 'Le premier établissement du Haut-Rhin'.

¹⁶⁸ P Fluck, 'Forcopar – Module 6: Technologies de production, d'énergies, de transports. Unité 1: technologies d'énergie', (Université de Haute-Alsace, 2005), p.5.

¹⁶⁹ Rynne, 'Technological Innovation in the Irish Cotton Industry', p.212.

¹⁷⁰ *Life*, p.129; Ure, *Cotton*, Vol.1, p.xx. The adoption of these waterwheels 'by the leading textile mills and machine shops of Alsace' was one of the factors which increased the utilisation of water-power in France during the Restoration (A L Dunham, *The Industrial Revolution in France 1815-1848*, (1955), p.112).

¹⁷¹ Musson, 'Industrial Motive Power in the United Kingdom', 424.

¹⁷² Rosenberg, *Perspectives*, p.203; N Rosenberg, *Inside the Black Box*, (1982), pp.62-70;

few improvements and, with little financial advantage in water-power over steam,¹⁷³ technological inertia was probably the major reason. Table 4.1 shows the number of known Fairbairn waterwheels built in each five-year period.¹⁷⁴ This must be treated with caution as relatively few of the total wheels built are known. Nevertheless it clearly suggests a slow decline in the 1830s, levelling off in the 1840s and '50s, and falling away in the 1860s.

Table 4.1. Numbers of known Fairbairn waterwheels with dates.

12												
11												
10												
9												
8												
7												
6												
5												
4												
3												
2												
1												
	1817	1821	1826	1831	1836	1841	1846	1851	1856	1861	1866	1871
	-20	-25	-30	-35	-40	-45	-50	-55	-60	-65	-70	-75

The decline was primarily due to the increasing use of steam power, but also to the gradual replacement of the vertical waterwheel by the more efficient horizontal waterwheel or turbine, particularly on the Continent. There was inertia on Fairbairn's part in moving to turbines. Recent interest in technological inertia prompts the question why this was so.¹⁷⁵ He was well aware of turbines. In 1824 he had met Benoît Fourneyron, a major figure in their development, and inspected one of his turbines.¹⁷⁶ The probable explanation is that Fairbairn had a high reputation and profitable trade in a machine which was tried and tested, simple and understandable, whereas the turbine required knowledge of theoretical dynamics which he did not have. Furthermore the turbine was more appropriate to the higher falls more generally found on the Continent. Thus there was little incentive to change, and by mid-century when the case for the turbine was clear, Fairbairn was taken up with a plethora of other work. This explanation is consistent with the difference between the empirical, experimental Baconian science found in Britain, and the theoretical and

¹⁷³ Von Tunzelman, *Steam Power*, p.138.

¹⁷⁴ See Appendix 4.2

¹⁷⁵ Mokyr, 'Technological Inertia', pp.325-38.

¹⁷⁶ *Life*, pp.126-7.

abstract science of France. In Britain research was conducted by practical engineers - Smeaton, Banks, John Rennie, Hewes and Fairbairn - in search of a better water mill.¹⁷⁷ On the Continent work on water power was largely theoretical and carried out by mathematicians.¹⁷⁸ Woodcroft's observations, made in 1877, are apposite to this, as to the wider science and technology debate,

Abstract principles, purely scientific rules, never took a first place in his mind, which was intensely practical in its conceptions, and never wandered far into the ideal. In saying this, we derogate nothing from Fairbairn's real merits; for has not Bacon himself declared that the end of science, as of all knowledge, is 'fruit'.¹⁷⁹

Fairbairn's inertia in respect of turbines was in parallel with his on-going cumulative improvements to the vertical waterwheel, particularly during the 1820s. Before mid-century Fairbairn had brought the vertical waterwheel to the zenith of its 2,000 years of development, and increasingly it was giving way to steam or turbine. The lasting quality of Fairbairn's engineering of weirs and leats is seen in the adoption of several of them to drive hydro-electric turbines in the twenty-first century.¹⁸⁰

4.7. Eaton Hodgkinson, Fairbairn's Lever and the Water Street Bridge.

Fairbairn's experimental work was quickened for two decades, from the mid-1820s, by links with Eaton Hodgkinson (1789-1861). These links brought reward by way of prestige, and the opportunity for Fairbairn & Lillie to use 'Hodgkinson beams' in a high profile bridge and elsewhere. Hodgkinson, from a modest background although with a grammar school education, studied the works of continental mathematicians under John Dalton.¹⁸¹ In 1820 he joined the Manchester Literary and Philosophical Society, of which Dalton was President. In 1822 he read his first paper, 'The Transverse Strength of Materials'.¹⁸² Then he undertook experiments on the strength of cast-iron beams at Hatton's Salford foundry. Ewart noted Hodgkinson's work and

¹⁷⁷ J Mokyr, 'Editor's Introduction: The New Economic History and the Industrial Revolution' in J Mokyr (ed.), *The British Industrial Revolution. An Economic Perspective*, (2nd ed.1999), p.78.

¹⁷⁸ Reynolds, *Vertical Water Wheel*, pp.258-265.

¹⁷⁹ [Woodcroft]V.

¹⁸⁰ eg. Milford, Hazelbank and Zion Mills, all in Ireland.

¹⁸¹ B Warburton, 'Eaton Hodgkinson (1789-1861) and the Science of Strength of Materials (PhD Thesis UMIST 1971), pp.2.1-2.14.

¹⁸² E Hodgkinson, 'On the Transverse Strain, and Strength of Materials', *Memoirs of the Literary and Philosophical Society of Manchester*, 4, 1824, 225-84.

realised its importance. He prevailed upon Fairbairn & Lillie to provide facilities for Hodgkinson's experiments, and attended during many of them.¹⁸³

Hodgkinson found that the moduli of elasticity, elastic limits, and ultimate strength of cast iron have different values for tension and compression.¹⁸⁴ With this information, he produced a form of cast-iron beam with a twenty-five per cent saving in metal for the same strength, thus reducing self-weight and cost.¹⁸⁵ As the beams in a typical mill could weigh 100 tons, the savings were substantial. He presented his results in another paper in 1830.¹⁸⁶ This investigation, more than any other, illustrated the benefits of bringing Hodgkinson and Fairbairn together, in what was an unusual but extremely productive working arrangement that lasted for twenty years.¹⁸⁷ The work was the basis of much subsequent nineteenth-century cast-iron structural design.¹⁸⁸ As late as the 1867 edition of Peter Barlow's standard work on the strength of materials, Hodgkinson's results still occupied eleven pages.¹⁸⁹ Hodgkinson said of these investigations,

I leave it as a legacy to my countrymen, trusting that the chance of calamities such as that which happened at Hartley Colliery ... by the breaking of a cast iron beam may be diminished, if not entirely obviated.¹⁹⁰

In 1840 Hodgkinson wrote to Fairbairn about his works, that 'more experiments, of a really useful character have been made there, either by yourself or me, than have been made at any one place in Europe in the time'.¹⁹¹

Fairbairn & Lillie's role in connection with Hodgkinson's work was the provision of premises, apparatus – the 'Fairbairn lever' – and finance.¹⁹² The 'Fairbairn lever'

¹⁸³ E Hodgkinson, 'Some Account of the late Mr Ewart's paper on the Measure of Moving Forces and of the recent applications of principle of Living Forces to estimate the effects of Machines and Movers', *Memoirs of the Manchester Literary and Philosophical Society*, Second Series 7, 1846, 156.

¹⁸⁴ Fitzgerald, 'Development of the Cast iron Frame', 136.

¹⁸⁵ S P Timoshenko, *History of Strength of Materials, with a brief account of the history of theory of elasticity and theory of structures*, (1953), p.127;

¹⁸⁶ E Hodgkinson, 'Theoretical and Experimental Researches to ascertain the Strength and Best Form for Iron Beams', *Memoirs of the Manchester Literary and Philosophical Society*, Second Series 5, 1831, 407-544.

¹⁸⁷ Warburton, 'Hodgkinson', p.2.24.

¹⁸⁸ Fitzgerald, 'Development of the Cast iron Frame', 136.

¹⁸⁹ P Barlow, *A Treatise on the Strength of Materials*, (6th ed. 1867), pp.173-83.

¹⁹⁰ R Rawson, 'Memoirs of the Late Eaton Hodgkinson', *Memoirs of the Manchester Literary and Philosophical Society*, 3rd Series, 2, 1865, 171.

¹⁹¹ *Life*, p.181.

¹⁹² Hodgkinson to Fairbairn, 11 December 1840, (*Life*, p.181).

was a mechanical device to apply loading to beams or samples in order to measure such properties as deflection or crushing strength. It was used for many investigations throughout Fairbairn's career, sometimes with modifications.¹⁹³ It was also used for many years by Hodgkinson.¹⁹⁴

Fairbairn was responsible for the innovational use of Hodgkinson beams in the construction of a railway bridge. Again a peer engineer, George Stephenson, who was now Engineer to the Liverpool & Manchester Railway, provided the patronage.¹⁹⁵ Stephenson visited Fairbairn's works during some of Hodgkinson's experiments. Adjacent to its Manchester terminus, the railway had to bridge Water Street, for which the Act imposed onerous headroom requirements. Stephenson consulted Fairbairn who designed a bridge with five Hodgkinson beams spanning 24ft6in. The beams, cast by Fairbairn & Lillie, were supported by nine columns – probably cast-iron - on each side of the roadway.¹⁹⁶ Water Street Bridge was a highly influential structure. Bennet Woodcroft wrote,

The rapidity with which Hodgkinson's results were adopted in every part of the world was largely due to the courage and sagacity with which Fairbairn from the first employed them. [Water Street Bridge] remained for some years a shrine to which engineers from every part of the world resorted for instruction.¹⁹⁷

The significance of this bridge is that it was the first main-line iron railway bridge. It was also an example of the technology designed for one application – multi-storey mills - being transferred to another – railway bridges. In the mid-1830s Robert Stephenson used twenty-one bridges with Hodgkinson beams on the London & Birmingham Railway, and many more were used in bridges elsewhere.¹⁹⁸ They were

¹⁹³ See Chapter 9.

¹⁹⁴ Hodgkinson, 'Theoretical and Experimental Researches', pp.450-1.

¹⁹⁵ Fairbairn & Lillie also supplied the winding mechanisms for the tunnels at the Liverpool end of the Liverpool and Manchester Railway (R H G Thomas, *The Liverpool & Manchester Railway*, (1980), pp.108-15). The Rainhill trials were held to determine who should build the first locomotives for the line. Fairbairn did not enter but was there to witness Stephenson's success (*UlfE2*, p.241). Fairbairn's patron, John Kennedy, was one of the three judges at the Rainhill trials (Smiles, *Industrial Biography*, p.322).

¹⁹⁶ R Fitzgerald, *Liverpool Road Station, Manchester: An historical and architectural survey*, (1980), pp.21-7.

¹⁹⁷ [Woodcroft] IX. The first use of the Hodgkinson beams in a mill building was at Macclesfield in 1830, (*MG*, 22 May 1830), probably the Steam Mills of Francis Brindley & Co (see above).

¹⁹⁸ J Sutherland, 'Iron Railway Bridges' in M R Bailey (ed.), *Robert Stephenson – The Eminent Engineer*, (2003), p.304; 'Returns and Plans of Iron Bridges, 1847', MT8/1, National Archive. This refers to many cast-iron girder bridges, but it is not clear which used Hodgkinson beams.

also used in mill buildings, for which they were originally intended – the best documented is Orrell's Mill at Stockport.¹⁹⁹

4.8. Dissolution

By 1830 the partners considered themselves rich, but storms were brewing.²⁰⁰ In August 1831 there was a serious fire at the works, affecting the three-storey building on Pott Street. Only the fire-proof pattern-store survived. The building was insured but not the contents, on which the partners suffered a loss of £5,000.²⁰¹ More seriously, dissention was creeping in between the partners. They had a steady flow of very profitable millwork and waterwheels, in which they were market leaders. Why expand, as Fairbairn was pressing to do, into new, uncharted and hazardous territory? Why take unnecessary risks? Two ventures brought matters to a head, shipbuilding and cotton manufacturing.

The Forth & Clyde Canal

The first venture to put strain on the partnership was shipbuilding. The Forth & Clyde Canal Company was moving towards iron steamboats, following pressure from one of its committee members, Thomas Grahame, who was convinced that the application of steam power to canal boats would fend off any challenge from the railways. By 1828 he was running a steamboat service, but only at three miles per hour.²⁰² In 1830 Fairbairn was commissioned by Grahame, on behalf of the Canal Company, to further investigate the application of steam power to canal boats.²⁰³ The initial experiments were with the horse-drawn *Swift*, using a mercury

¹⁹⁹ Hodgkinson, 'Theoretical and Experimental Researches', p.522; Fitzgerald, 'Development of the Cast iron Frame', 139-41.

²⁰⁰ *Life*, p.129.

²⁰¹ *MG*, 13 August 1831.

²⁰² C J A Robertson, *The Origins of the Scottish Railway System, 1722-1844*, (1983), p.50.

²⁰³ *Life*, p.133.

dynamometer and a stopwatch to determine power required at various speeds. Fairbairn published his first book, setting out the results of the experiments which showed a great increase of force necessary to overcome the effect of surge as speed increased.²⁰⁴ The experiments were a combination of empirical trials, without prior theoretical knowledge, in an attempt to increase the speed of canal boats, and the systematic measuring of force and speed in order to determine a mathematical relationship between them. Who designed and made the dynamometer is unclear. Fairbairn was typically optimistic, indicating to the Company that he anticipated achieving nine to ten miles per hour.²⁰⁵ In consequence the Company placed orders for iron steamboats from Fairbairn & Lillie. For the engine of the first, Fairbairn approached Boulton & Watt, through Peter Ewart, and Stephenson's. He gave 'young Stephenson' the order for the boiler and two cylinders, for which Fairbairn & Lillie did not have the necessary machine tools.²⁰⁶ The boat had a single central paddle wheel with the engine immediately in front of it.²⁰⁷ As the launch day approached, Fairbairn, having typically, unhesitatingly and confidently taken on the challenge, gave an insight into his state of mind: 'my doubts and misgivings continued to increase ... if I did not succeed, I must fail, and a failure was, of all things, to my mind, the most obnoxious and disagreeable'.²⁰⁸

The trials on the Irwell, which Liverpool shipbuilders John and McGregor Laird attended, were not successful.²⁰⁹ He despaired of achieving above eight miles an hour.²¹⁰ However the boat was sent, in parts, for trials on the canal. She realised

²⁰⁴ Fairbairn, *Canal Navigation*, pp.53, 59. As with his later books, copies were widely distributed, including to John Dalton (see illustration below) and Thomas Telford (*Life*, pp.134-5).

²⁰⁵ Fairbairn, *Canal Navigation*, p.32.

²⁰⁶ Forth & Clyde Canal Navigation Archive 1/70, p.152, Scottish Record Office.

²⁰⁷ Fairbairn, *Canal Navigation*, Plate I. Some confusion is caused by the fact that both the first two boats were called *Lord Dundas* and Pole does not differentiate. Fairbairn refers to the first as 'experimental'.

²⁰⁸ *Life*, p.137.

²⁰⁹ W Fairbairn, *Treatise on Iron Ship Building: Its History and Progress*, (1865), p.3. There was friendly rivalry between Lairds and Fairbairn. Lairds had parallel work in hand for canals in Ireland, and within days of Fairbairn's voyage, launched their *Alburkah* which made an epic voyage to the coast of Africa, ascending the Niger (M Laird, and R A K Oldfield, *Narrative of an Expedition into the Interior of Africa by the River Niger in the Steam-Vessels Quorra and Alburkah, in 1832, 1833, and 1834*. (1837)). By May 1841 Fairbairn had built 43 iron ships (*CE&AJ*, 1841, 147-8) and Lairds 40 (E N Kendall, 'A Tabular Statement of the Dimensions and Proportions of Forty Iron Vessels', *MPICE*, 1, 1841, 146).

²¹⁰ *Life*, p.138.

eight miles an hour without passengers, but when laden this fell to six. Grahame reported to the committee, counselling a sympathetic approach because:

Not much more than nine months have elapsed since any one proposing to move a body or vessel weighing fourteen or fifteen tons thro' a Canal at the rate of eight miles an hour would have been pronounced to be insane.

Notwithstanding his failure to achieve the speed he anticipated, that he achieved a speed in excess of any other canal steamboat at that time indicates how advanced Fairbairn's work was in this field. A compromise was reached. Fairbairn & Lillie would substitute a lighter engine, and the company would make a deduction for the first engine which would be returned, and a further deduction of £164 for the 'total failure' of the boat.²¹¹

The second boat for the company caused Fairbairn much stress but clarified issues between canals and railways. She was a paddle-steamer with wheels at each side of her stern. Trials were held on the Mersey, with George Rennie aboard. Fairbairn decided she should steam to Douglas on the Isle of Man where he would join her for the rest of the voyage to the Clyde. When he arrived in Douglas, she was not there. He took a vessel to the Clyde and after fruitless searching returned to Douglas to be told she was at Ramsey. The iron hull had affected the compass and she had ended up off Cumberland. She reached Glasgow with Fairbairn on board but after trials on the canal he concluded there was no chance of canal boats matching the speed of railway locomotives and advised the company to concentrate on freight.²¹²

Fairbairn also advised the construction of iron vessels designed for both canal and sea navigation and the third vessel for the Forth & Clyde, with two side paddles at the stern, was designed for this dual use.²¹³ In November 1831 the boat, on drags,

²¹¹ Forth & Clyde Archive, 1/71, pp.55-9; 1/72, pp.88-9.


²¹² *Life*, pp.138-42.

²¹³ *Life*, p.142; Fairbairn, *Canal Navigation*, Plate IV. There is uncertainty as to whether there were three or four iron steamboats for the Forth & Clyde Canal Co. The *CE&AJ*, 1841, 147, lists three including the *Manchester* with a length of 70ft and a beam of 15ft. Hayward, having examined the Forth and Clyde archives, agrees. However, Fairbairn refers to four, including one of 84ft length and 14ft beam, stating, 'This vessel (the *Manchester*) was for several years employed in carrying goods and passengers between Port-Dundas, Grangemouth and Dundee' (Fairbairn, *Ship Building*, p.3; W Fairbairn, 'The Rise and Progress of Manufactures and Commerce and of Civil and Mechanical Engineering in Lancashire and Cheshire' in T Baines, *Lancashire and Cheshire, Past and Present: A History and a Description of the Palatine Counties of Lancaster and Chester, forming the North-Western Division of England. From the Earliest Ages to the Present Time* (1867), (1869), p.cxxiii). The

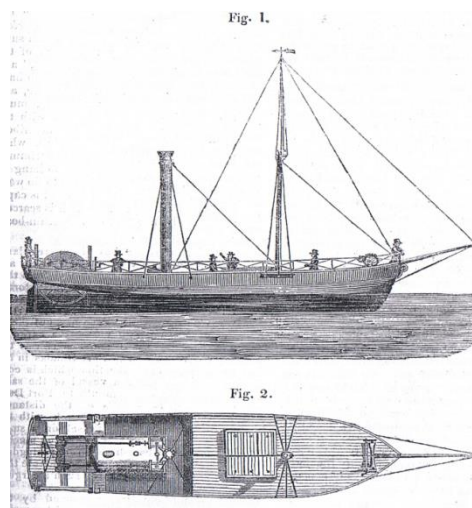
was pulled across Manchester from Ancoats to the Irwell, by fourteen horses, taking several days and causing much inconvenience.²¹⁴ In February 1832 she sailed from Liverpool to the Clyde, meeting a severe gale through which she 'behaved to the admiration of all on board'.²¹⁵

Showing Bennet Woodcroft over a partially constructed boat in his Ancoats yard, Fairbairn told him,

I am too old but you may yet live to see almost every ship afloat made of iron; the wooden ships will be the exception, and the iron ships of the future will possess a lightness, strength, and durability unknown to wooden vessels.²¹⁶



Illus. 4.10: Fairbairn's first book Presentation copy to John Dalton



Illus. 4.11: Fairbairn's first sea-going iron steamship²¹⁷

It was a visionary and prophetic observation from a man whose main concern seemed to be technological achievement, regardless of the risks in sending these pioneering boats to sea and the risks of financial loss. The partners did lose money on the first Forth & Clyde boat, and probably on the others. Lillie, more cautious and prudent than his business partner, had reservations - in Fairbairn's words, 'although

increased length could explain why there were such problems transporting this vessel across Manchester, whereas there do not appear to have been problems with the earlier vessel. (MG 26 February 1831). It is possible that the earlier vessel was transported in parts. However, Fairbairn's memory may be faulty as it is unlikely that the locks on the Forth & Clyde Canal in 1832 would have accommodated an 84ft boat.

²¹⁴ MG, 12 November 1831.

²¹⁵ CE&AJ, 1841, 147.

²¹⁶ [Woodcroft] VI.

²¹⁷ MM, 16.427, 1831-2, 33.

he did not oppose, he did not cordially join with me in the undertaking'.²¹⁸ Lillie's reservations were with good reason and such as any prudent businessman might have had. Future events would show them to have been well founded. But, whilst shipbuilding might have provoked tension, Lillie had a much larger concern.

Egerton Cotton Mill

The final straw that broke the Fairbairn & Lillie partnership arose from the purchase, in partnership with their clients Henry and Edmund Ashworth, of a partly-built cotton mill and dye-works at Egerton. J G Bodmer, for whom Fairbairn & Lillie had worked at Schinznach, was one of the most inventive of engineers who is widely recognised today as a pioneer of automation.²¹⁹ Like Fairbairn, Bodmer ranged over a wide span of engineering, apparently, at least on the basis of this project, more interested in engineering solutions than money. Bodmer, with a Swiss chemist and an Italian merchant resident in Manchester, set out to build a cotton mill and dyeworks at Egerton, Bolton. Bodmer was to design the cotton mill and machinery, his Swiss colleague the dye-works, with Novelli, the Italian, providing the finance.²²⁰ It was no ordinary mill as Bodmer proposed great savings by automation. By 1828, £40,000 had been spent with no completion in sight. Novelli took fright. Bodmer, suffering ill-health, returned to Switzerland. The part-built mill was offered for sale well below cost. It was bought for £13,000 with the two Ashworths, Fairbairn, and Lillie taking a quarter-share each. Fairbairn knew Bodmer well, having undertaken work for him at Schinznach, and it may be that Bodmer's proposals for automation particularly attracted Fairbairn to the Egerton mill. The building was doubled in size, the weir and 62ft diameter waterwheel were completed, millwork and machinery were erected and commissioned. But the drain on capital was crippling Fairbairn & Lillie's core business.²²¹ This suggests that Fairbairn had typically grasped at a venture that excited him, without adequate assessment, albeit his instinct had been right as the mill went on to have a successful future.²²²

²¹⁸ *Life*, p.134.

²¹⁹ S Giedion, *Mechanization Takes Command: a contribution to anonymous history*, (1948), pp.78, 87; J W Roe, *English and American Tool Builders*, (1916), pp.75-80; *MPICE*, 28, 1868-9, 573-608; Henderson, *Industrial Britain*, pp.7-16, 73-127. Rolt is incorrect in describing this as 'a small factory for making textile machinery' and the primary source does not refer to 'an overhead travelling crane' (my italics), (L T C Rolt, *Tools for the Job*, (1965), p.126).

²²⁰ Boyson, *Ashworth*, p.19.

²²¹ *Life*, pp.146-7; Boyson, *Ashworth*, pp.20-1

²²² Boyson, *Ashworth*, p.65. The mill became part of the English Sewing Cotton Co in 1898.

Misunderstanding and mistrust deepened between the partners and Fairbairn made the decision to end the partnership, a decision with which Lillie was not in accord. Fairbairn offered to pay Lillie out, or for Lillie to have the business and pay him out. On 29 September 1832 the partnership was dissolved. Lillie opted for the money, which Fairbairn did not have to hand. It was therefore agreed that Fairbairn would transfer his Egerton shares to Lillie, and that the Ashworths would buy the shares. In the event Lillie loaned money to the Ashworths, and was paid out over several years.²²³ In addition to handing over his Egerton shares Fairbairn made an undisclosed lump sum payment to Lillie. To do this he was obliged to mortgage part of the Canal Street property for £4,500.²²⁴ The various departments at Canal Street were broken up as most of the foremen joined Lillie.²²⁵ Established clients were lost, such as Wood at Bradford and Gott at Leeds who turned to Wren & Bennett (successors to Hewes & Wren from 1832).²²⁶ These were difficult days for Fairbairn, but his response was typically entrepreneurial,

I entertained the utmost confidence in my own powers; and ... came to the conclusion that I had nothing to fear, and that ultimate success was sure to follow.²²⁷

Fairbairn recorded at some length 'the causes and circumstances of the disagreement' but they were edited out by Pole. Similarly Woodcroft did not discuss 'the motives or their justifiableness' which caused the dissolution. The general impression was that Lillie was forced out by Fairbairn and, opening a new business in Store Street, he received sympathy and support.²²⁸ The reasons for the decision of the foremen are unrecorded and it is only possible to speculate. As Lillie had run the workshops he would have established closer working relationships with them. Some might also have been concerned about their own security given Fairbairn's costly and largely unplanned ventures. Others may have moved because of sympathy for Lillie.

Tensions subsided over time. By 1847, Fairbairn wrote of 'My friend Mr Lillie', and later that he found Lillie 'as an opponent the same honourable, kind-hearted man

²²³ *Life*, p.148; *MG*, 6 October, 1832; Boyson, *Ashworth*, p.35. Lillie appears to have built a weaving shed for the Ashworths in 1839 (Boyson, *Ashworth*, p.59).

²²⁴ Hayward, 'Fairbairns', p.1.42.

²²⁵ *Life*, p.149.

²²⁶ Tann, *Development of the Factory*, p.103 – see above; J Tann, 'The Textile Millwright in the Early Industrial Revolution', *Textile History*, 5, 1974, 86.

²²⁷ *Life*, p.149.

²²⁸ *Life*, pp.147-9; [Woodcroft] V.

that I found him as a partner'.²²⁹ Lillie's entirely understandable caution about entering new and risky fields of business appears to have been at the root of the friction, and it is typical that Fairbairn was frustrated by such caution. It is also possible that Fairbairn, now with five sons, might have been thinking about a dynastic business. The two men were very different. Whereas Fairbairn's commitment to engineering was lifelong and led to fame, Lillie's firm closed after a fire in 1849, and he retired to the obscurity of a farm in Cheshire.²³⁰

4.9. Conclusion

The key factor from which the success of Fairbairn & Lillie's fifteen-year partnership stemmed was Fairbairn's engineering insight and confidence, convincing the Murrays to engage an untried partnership to do something that had not been done before. Wrought-iron shafts, of reduced diameters, at increased velocities, transformed factory power distribution. This developed existing technology, but it was so far beyond the scope of an incremental development that it is better classed as an 'innovation'. The technology diffused rapidly as the Ancoats cotton mills, with their revolutionary power transmission, drew visitors from Britain and the Continent. Satisfied clients and Kennedy's network connections ensured continuing success for Fairbairn & Lillie. This provides correctives to Tann's statements that Fairbairn's important millwork took place in the 1830s and 1840s, that it is misleading to give him credit for the innovation of improved millwork, and that the adoption of improved millwork transmission systems was slow.²³¹

In contrast waterwheels provide an example of incremental and cumulative development. Fairbairn optimised by bringing together and building on the elemental work of others, producing outstanding wheels whose technology was further diffused by copying or 'imitation'. The persistence of the old technology of the waterwheel is

²²⁹ *B&CTB*, pp.158-60; *Life*, pp.148-9.

²³⁰ Hayward, 'Fairbairns', pp. 6.2, 6.5-6; *Manchester Examiner & Times*, 6 April 1850. Lillie is remembered for a conical willow machine, used for cleaning both cotton and wool (Ure, *Philosophy*, pp.160-4; Ure, *Cotton*, Vol.2, pp.8-15) and used at Orrell's Mill (Ure, *Cotton*, Vol.1, pp.311-2), and a warp sizing machine. (Ure, *Philosophy*, p.370; Ure, *Cotton*, Vol.2, pp.249-53). Whilst Lillie joined the Literary and Philosophical Society in 1830, he never played an active part in it. From 1842 he was a member of John Shaw's Club (F S Stancliffe, *John Shaw's 1738-1938*, (1938), pp.221-2).

²³¹ Tann, *Development of the Factory*, p.105.

seen to result from improvements by Fairbairn and others, but Rosenberg's suggestion that these continued to the mid-century is doubtful, as there were no major improvements after the 1820s.²³²

The link with Ewart led to experimental work with Hodgkinson. It is in character that Fairbairn was prepared to accommodate Hodgkinson – at considerable cost – with no surety of future benefit. Yet benefit there was, as Fairbairn's own early experimental work was widened through this patronage - an amalgam of science and technology generating reliable knowledge and useful artefacts. In this case it was the Hodgkinson beam, which meshed with the link with George Stephenson, providing the catalyst for the transfer of beams developed for mill buildings to railway bridges; and demonstrating the recurring phenomenon within technological history of the interaction of innovations in separate spheres, as highlighted by Rosenberg and Vincenti.²³³

The commissioning of Fairbairn, then primarily a millwright, to undertake canal experiments indicates the regard in which he was held by peer engineers. The aim was to develop a faster canal steamboat and the experiments included systematic measurements to determine the relationship between force and speed. In that they did not produce a steamboat of the planned speed, they failed, but they did provide the company with the knowledge, not previously appreciated, that canals would be unable to compete with railways for passenger traffic, and should concentrate on freight. It was through this unexpected commission that Fairbairn became a shipbuilder, exhibiting the opportunism and the unpredictability of Redlich's creative entrepreneur.²³⁴ Yet as the range of work widened to embrace shipbuilding, steam-engine building and the cotton mill, there was no clear indication of what Fairbairn's goals were, other than McClelland's classic entrepreneurial 'need to achieve'.²³⁵

²³² Rosenberg, *Perspectives*, p.203.

²³³ Rosenberg and Vincenti, *Britannia*, pp.70-1.

²³⁴ F Redlich, 'Innovation in Business. A Systematic Presentation', *American Journal of Economics and Sociology*, 10.3, 1951, 291.

²³⁵ D C McClelland, 'Need for achievement and entrepreneurship: a longitudinal study', *Journal of Personality and Social Psychology*, 1, 1965, 389-92; Bull, Pitt and Szarka, *Entrepreneurial Textile Communities*, p.67.

The importance in business activity of networks related to places of origin, religious affiliation, educational, business or familial contacts, highlighted by Brown and Rose, is well illustrated by Fairbairn, in all except the familial.²³⁶ His commitment to education found an early expression in the Mechanics' Institution where there was the significant side-effect of bringing him into contact with many influential people in the entwined networks of the Institution's committee, Cross Street and Mosley Street Chapels and the Literary and Philosophical Society. These networks certainly assisted Fairbairn's upward social mobility.²³⁷ In becoming the Mechanics' Institution's first Secretary, as in providing facilities for Hodgkinson, Fairbairn firmly placed himself in the Industrial Enlightenment of Mokyr and Allen.²³⁸

Fairbairn and Lillie were very different in temperament. Fairbairn, the restless entrepreneur, ambitious and innovative, was excited by large and challenging engineering projects, but with little concern for their financial outcome.²³⁹ Lillie, a competent engineer, was much more cautious and prudent, less ambitious, less socially adept, and understandably averse to taking risks which might bring calamitous consequences. A very successful partnership came to a painful end as these very different men went their separate ways.

²³⁶ J Brown and M B Rose (eds.), *Entrepreneurship, networks and modern business*, (1993), pp.1, 6.

²³⁷ M Berman, 'An essay review of A E Musson and Eric Robinson, *Science and Technology in the Industrial Revolution*', *Journal of Social History*, 5.4, 1972, p.525.

²³⁸ Mokyr, *Enlightened Economy*, pp.86-91: Allen, *British Industrial Revolution*, pp.239-42.

²³⁹ *Life*, p.466.

Chapter 5. Sole Proprietor, 1832-1841



B R Faulkner, *William Fairbairn*, c.1840, (detail).¹

5.1. Introduction

What would happen in the second phase of Fairbairn's business career – his sole proprietorship - which started with the crisis of the dissolution of the partnership in September 1832? He soon recovered from the dissolution and, no longer restrained by his more cautious partner, exploited his entrepreneurial independence. To the core business of mills and millwork were added increasing shipbuilding and steam engine manufacture, whilst experimental engineering and papers to the British Association helped to make him widely known.

In this phase, as throughout his career, it is argued that Fairbairn was in the vanguard of mill-building. What did he bring to this area of work as he built complete new mills for entrepreneurs and foreign governments, and replaced steam engines and line-shafting for existing mill-owners? Expertise in one branch of engineering was transferred to another. There were innovations such as the riveting machine and Lancashire boiler. By the mid-1830s Fairbairn's sole proprietorship was well-established with his reputation bringing clients to him, such that it is more difficult to trace network links from one commission to another than in the Fairbairn & Lillie phase, with the exception of Alexander Wilson in Russia. Personal contacts with clients, whether by travelling to visit them, or by welcoming them to his works, are

¹ Royal Society, to whom the painting was bequeathed in Fairbairn's will (*MG*, 2 October 1874).

seen to have been important, as the geographical client base widened with the most advanced mills and millwork diffused into Germany, Russia and Turkey.

What was Fairbairn's contribution to the early development of iron steamships, initially in Ancoats and then from 1835 to 1844 – the most important decade in the establishment of modern shipbuilding - at Millwall on the Thames?² What was his standing as a builder of iron ships and marine engines, which he sent to the Central European Lakes, the Baltic, the Black Sea, India, and Australia? His commitment to research is shown to have meshed with his shipbuilding as he investigated the strength of wrought-iron plates and riveted joints, providing knowledge that was relied upon by boiler-makers and iron shipbuilders for many years. Research into the properties of cast-iron continued, including some of the first tests on long-continued loading or creep and on the effects of temperature on strength, again widely publicised and relied upon.

In 1838 Fairbairn built his first railway engine, but locomotive building was a minor area of work until the 1840s. It more logically forms part of Chapter 6 where it is further discussed.


In spite of an increasing national and international reputation, this phase of Fairbairn's career contained difficult times, sometimes when opportunities were grasped, perhaps without full consideration of their implications – such as his acceptance of invitations to visit Turkey without having adequate management in place at Ancoats and Millwall. The 1837 recession affected cash flow, and the Millwall shipyard, described by Smiles as 'the first great iron shipbuilding yard in Britain'³ – and hence in the world - turned into a financial disaster, clouding the early years of the ensuing family business.

² E Corlett, *The Iron Ship: the history and significance of Brunel's Great Britain*, (1975), p.8.

³ S Smiles, *Industrial Biography: Iron Workers and Tool Makers*, (1863), p.328.

5.2. Resources

An engineering business needed premises, capital and personnel. On the dissolution of Fairbairn & Lillie, Fairbairn retained the partnership's premises, comprising the original three-storey building, No. 20, Canal Street, and the Canal Street Works across the street.⁴ By 1832 the latter comprised the three-storey building on Pott Street, rebuilt and extended after the fire of 1831 and the recently-built new foundry.⁵ During the sole proprietorship, the Millwall shipyard was constructed at great expense in 1835.⁶ Canal Street Works was further extended, around 1836 by the five-storey Pott Street building and new stables; and around 1839 by new offices fronting Canal Street, and a yard on Pott Street. In 1839 another Ancoats site was acquired, becoming the Back Mather Street Works (where a yard had been rented since 1824).⁷



Illus. 5.2: Fairbairn's Offices, Canal Street, Ancoats, built c1839.⁸

In 1830 Fairbairn & Lillie had a sound balance sheet.⁹ Apart from the short-term loan for their premises, they appear to have financed the business out of income, but the Egerton Mill venture strained their finances. When, at the dissolution, the Ancoats buildings remained with Fairbairn, he was obliged to mortgage some of them.¹⁰ The Millwall shipyard was built in 1835 at a cost in excess of £50,000, over twice the cost of a typical new iron shipyard. A lot of money was spent on the foundations in the

⁴ *Life*, p.148.

⁵ Hayward, 'Fairbairns', pp.1.5, 2.2, A6; *Manchester Herald*, 10 August 1831.

⁶ See 5.5 below and Chapter 6.3.

⁷ Hayward, 'Fairbairns', pp. 2.2-5, 3.4, A6.

⁸ G Measom, *The Official Illustrated Guide to the Great Northern Railway*, (1861), reproduced in C E Makepeace, *Science and Technology in Manchester – Two Hundred years of the Lit.and Phil.*, (1984), p.63. (detail).

⁹ *Life*, p.129.

¹⁰ Hayward, 'Fairbairns', p.1.42.

Thames mud.¹¹ All the money for it was borrowed but there is no indication where from.¹² Around 1837 rumours circulated that Fairbairn was in financial difficulties, affecting his mercantile credit.¹³ There was no shortage of work, but with large sums tied up in on-going contracts, there were cash-flow problems. In some cases payers were slow, and money could be held back if a client was dissatisfied, both of which circumstances affected payments for Fairbairn's pumping engine for the Water Grove Mine in Derbyshire.¹⁴ Wages at Ancoats alone were running at £1,000 per week.¹⁵ Cash was raised on the security of the fixed assets, and employees John Elliot and Robert Smith put modest sums into the business.¹⁶ With 'a numerous family' entirely dependent on him, Fairbairn faced 'fits of melancholy'.¹⁷ It was his own fault, as a 'friend who knew him well in business' wrote,

He liked to secure a great order, and his one anxiety, when such an opportunity presented itself, was to 'do the work', thinking little of the result, whether for profit or the reverse. .. He was never, in the ordinary acceptance of the term, a 'good man of business'.¹⁸

After the problems of 1837 there was sufficient improvement to enable Fairbairn to build new offices on Canal Street and acquire the Back Mather Street site in 1839;¹⁹ and in 1840 to allow him to buy a house at the Polygon, Ardwick. The serious problems affecting Fairbairn's shipyard in the early 1840s, form part of the next chapter.

Throughout the Fairbairn & Lillie years the number of men employed had grown steadily until it was above 300 by the end of the 1820s. At the dissolution when most of the foremen and many of the men went with Lillie, Fairbairn, hardly surprisingly, 'felt alone'. For neither the first nor the last time, his entrepreneurial perseverance

¹¹ *Life*, p. 341, equivalent to around £3.5million at 2015 figures; A Slaven, 'The Shipbuilding Industry', in R Church (ed.), *The Dynamics of Victorian Business: Problems and Perspectives to the 1870s*, (1980), p.123; [Woodcroft] VIII.

¹² *Life*, p.337.

¹³ *Life*, p.340.

¹⁴ N Kirkham, 'Steam Engines in Derbyshire Lead Mines', *TNS*, 38, 1965-6. 72-3; Hayward, 'Fairbairns', pp.2.35-7.

¹⁵ [B Love], *Manchester As It Is*, (1839),p.213; E Butterworth, *Historical Sketches of Oldham*, (1856 ed.) p.187.

¹⁶ £2,500 in January 1837, £1,000 in December 1839, £6,000 in July 1841, £7,000 in July 1842, plus several small sums from relatives and friends (Hayward, 'Fairbairns', pp.2.16-17, based on an examination of the deeds of the property, not currently available); *Life*, pp.155, 341.

¹⁷ *Life*, p.340.

¹⁸ *Life*, p.466.

¹⁹ Hayward, 'Fairbairns', pp.2.16-17, 3.4, A6.

and determination drove him on.²⁰ The dip in employee numbers at that time is impossible to quantify but was soon reversed by rapid expansion, and there may have been 2,000 employees by the end of the decade, including perhaps 600 at Millwall. However, Love & Barton indicate much lower figures, of 550-600 employees at Ancoats and 400 at Milwall.

Table 5.1 : Fairbairn Complement at Various Dates.²¹

Year	Ancoats	On Site	Millwall	Total	Source	f/n
1824	60-70	incl.	-	60-70	Select Com.	22
1826	142	incl.	-	142	MG	23
1830	300+	incl.	-	300+	Fairbairn	24
c.1836	incl.	incl.	incl.	2,000+	Fairbairn	25
c.1839	incl.	incl.	incl.	2,000+	Pole	26
1839	550-600	not incl.	400+	c.1,000	Love	27
1840	not incl.	not incl.	600	?	CE&AJ	28
1841 or 1846	600	probably not incl.	not incl.	?	Butterworth	29
1842	incl.	incl.	incl.	1,000 - 2,000	Chadwick	30
1851	c2,500	incl.	-	c2,500	Hayward	31
1871	350	incl.	-	350	M City News	32

The Ancoats employees in the late 1830s included 'smiths, strikers, moulders, millwrights, mechanics, boiler makers and pattern makers' - the patternmakers numbering around fifty and the boilermakers fifty, reducing to five following the

²⁰ *Life*, pp.148-9.

²¹ The 1836 and 1839 Fairbairn/Pole figures of 2,000+ look high, and Love's 1839 figure may be more accurate. Butterworth's figure from the first half of the 1840s needs to be treated with caution as both the date and what it includes are unclear – Butterworth used it, and figures for several other firms, for purposes of comparison with Platt Hibbert. The 1842 figures are Fairbairn's, but their wide range makes them of minimal value. It is unfortunate that so far no published figures have come to light for the 1850s or 1860s. Hayward's figure of c.2,500 for 1851 is calculated on the basis of the figure of 704 'skilled' men in January 1852 (*The Times*, 14 January 1852), and Pole's statement that the 'turn-out' at that time 'saw the gates closed against 10,000 skilled workmen, involving the forced idleness of at least 40,000 people' (*Life*, p.323). Thus the figure is unreliable as Pole's figures are difficult to substantiate, and there is no firm evidence that the ratio of 1:3, skilled to improvers + labourers + apprentices, was applicable to Fairbairns.

²² 'Fifth Report from Select Committee respecting Artisans ...', *Parliamentary Papers*, 1824, V, p.566.

²³ *MG*, 4 November 1826. Includes 12 apprentices (8.5%)

²⁴ *Life*, p.129.

²⁵ *Life*, p.157. The autobiographical section in Pole was probably written in 1851 (*Life*, p.v).

²⁶ *Life*, p.339. Probably based on the previous reference.

²⁷ [Love], *Manchester As It Is*, pp.210-3.

²⁸ *CE&AJ*, 3, 1840, 397.

²⁹ E Butterworth, *Historical Sketches of Oldham*, (1856), p.187.

³⁰ E Chadwick, *Report on the Sanitary Condition of the Labouring Population of Great Britain and on the Means of its Improvement*, (1842), p.142.

³¹ Hayward, 'Fairbairns', p.2.15.

³² *Manchester City News*, 17 June 1871. 'Shortly to be increased to over 500'.

introduction of the riveting machine.³³ Financial difficulties in 1837 and in the early 1840s must have led to some reduction in numbers and the uncertainties around 1840 in Table 5.1 may reflect this.

5.3. Mill Buildings

William Fairbairn was a leading figure in the building of mills, with their prime-movers and power transmission, for half-a-century. The buildings developed from simple brick boxes in the functional tradition, via buildings with corner pilasters and cornices, to factory buildings 'vieing [sic] with ... public buildings as works of art', designed in collaboration with architects.³⁴ There were also changes in methods of building procurement, from the traditional system of tradesmen organised by, for example, a millwright, and paid by the employer, to the fixed-price contract for the total works, and hybrids in between.³⁵ The development of procurement methods is traced by M H Port, but amongst the building types he refers to he omits factories.³⁶ Andrew Ure wrote in 1835 that a potential client had only to provide a budget and a brief and Fairbairn would then furnish 'designs, estimates and offers', becoming responsible for:

the masonry, carpentry, and other work of the building, for the erection of a sufficient power .. to drive every machine it is to contain, and for the mounting of all the shafts and great wheels by which the power of the first mover is distributed.³⁷

This indicates a threefold division, between the building, the power and its transmission, and the machinery, rather than a single contract for everything – a

³³ [Love], *Manchester As It Is*, pp.210-3.

³⁴ Fairbairn, *M&MWII*, p.114. Fairbairn claims to have introduced the corner pilasters which were 'speedily copied in all directions'. Tann is incorrect to suggest this form was less common than Fairbairn indicates (J Tann, *The Development of the Factory*, (1970), p.159). It can be found in several Fairbairn mills and features in twenty-three illustrations of Bolton mills in J Longworth, *The Cotton Mills of Bolton 1780-1985: A Historical Directory*, (1987) and in twelve illustrations of Oldham mills in D Gurr and J Hunt, *The Cotton Mills of Oldham*, (3rd ed. 1998). Bradley refers to Fairbairn and illustrates the pilaster detail at Talbot & Brothers Works at Richmond, Virginia, of 1853 (B H Bradley, *The Works: The Industrial Architecture of the United States*, (1999), pp.209-11).

³⁵ Details of a hybrid arrangement are usefully detailed by Sigsworth in respect of Black Dyke Mills in 1835 (E M Sigsworth, *Black Dyke Mills: A History*, (1958), pp.168-175).

³⁶ M H Port, 'The Office of Works and Building Contracts in Early Nineteenth-Century England', *Economic History Review*, 20.1, 1967, 94-110,

³⁷ Ure, *Philosophy*, p.33. On Ure see W S C Copeman, 'Andrew Ure, MD, FRS, (1778-1857)', *Proceedings of the Royal Society of Medicine*, 44.8, 1951, 655-662; V W Farrar, 'Andrew Ure, FRS, and the Philosophy of Manufacturers', *Notes and Records of the Royal Society of London*, 27.2, 1973, 299-324. Farrar says 'the civil engineer Fairbairn' was amongst Ure's pupils in Glasgow, but this is highly unlikely; possibly it was Peter Fairbairn.

'turnkey' contract as it would be called today. What Ure does not say is whether Fairbairn acted as main contractor for all this work on a gross lump sum basis, or in a hybrid capacity whereby he contracted only for the iron frame, prime-mover, gearing and shafting; and in a consultant role for the building work – walls, floors, roof, staircases, flues, chimney. The latter is the more likely, but if he did contract to build the complete factory, the traditional building work was all sub-let as there is no evidence that Fairbairn employed any building trade operatives. At Brunswick Mill, Manchester, (1839) Fairbairn apparently had only a minor role, limited to approving the structural ironwork, which involved Hodgkinson beams.³⁸

Fairbairn's standing drew clients from throughout Europe, in most cases because there was insufficient expertise in their own country. In each case something of his knowledge was diffused through his involvement in a factory which was typically the first, or the largest, or the most advanced in its region. These commissions emphasise the importance of clients visiting Britain, evident in respect of Fairbairn mills in Germany, Turkey, Russia, and later, Norway and Sweden. Outward travel was also important - Fairbairn obtained Russian and Turkish contracts during or following visits. Some of the commissions demonstrate the role in the diffusion of technology of Britons who had established themselves abroad.

Whereas in the 1820s links from one client to another helped to build the business, in the 1830s an established reputation, Ure's books, and personal meetings in Ancoats or on-site secured the work. Orrell's Travis Brook Mill was state-of-the-art and its influence can be followed to Germany. It was chosen by Ure for description, and for the frontispiece of his *Philosophy of Manufactures* (1835).³⁹ The illustration, with an expanded description and detailed plans and sections, appeared the following year in his *Cotton Manufacture of Great Britain*.⁴⁰ The earlier book was immediately translated into French, and both books into German.⁴¹ Sections of Ure's

³⁸ 'Specification of Sundry Works intended to be done in the erection of a seven storey Fireproof Mill for Messrs. Kelly and Gilmour in Bradford Road, February 1839', (Copy held by Greater Manchester Archaeological Unit). Brunswick Mill has a lot in common with Orrell's Mill, suggesting that Fairbairn might have designed it; the builder was David Bellhouse (M Williams with D A Farnie, *Cotton Mills in Greater Manchester*, (1992), p.156).

³⁹ Ure, *Philosophy*, pp.33-4 and frontispiece.

⁴⁰ A Ure, *The Cotton Manufacture of Great Britain*, (1836), Vol.1, pp.296-304, 311-2.

⁴¹ A Ure, *Philosophie des Manufactures ou Économie Industrielle de la Fabraction du Coton*, (1836); A Ure, *Das Fabrikwesen in wissenschaftlicher, moralischer und commercieller Hinsicht*, (1835); A

books were also published in America, including part of the description of Orrell's Mill.⁴² Gatrell claims that far from representing S D Chapman's 'mill of the future', large fireproof mills like Orrell's were rare in Britain.⁴³ There is no statistical evidence, but the impression given by more recent publications suggests otherwise.⁴⁴

Fairbairn's Travis Brook Mill in Stockport was the pattern for the largest and most modern cotton factories in the Rhineland and in Saxony. When F A and W Jung planned a new factory in Hammerstein, Wuppertal, in 1835 they visited Manchester to consult Fairbairn, who provided detailed plans and costings.⁴⁵ In July 1838 Fairbairn visited Hammerstein to view the completed mill, which another visitor considered 'might have been transported overnight from Lancashire'.⁴⁶ In Saxony the cotton spinning factory of Fiedler & Lechla at Scharfenstein, built in 1837 with the assistance of a German architect, was almost a replica of Travis Book Mill – see illustrations below.⁴⁷ The influence of Orrell's Travis Brook Mill was on-going. The German travel writer, J G Kohl, wrote about his visit there in the early 1840s. It had been recommended to him 'as one in which all the newest improvements in machinery had been adopted'.⁴⁸

Ure, *Praktisches Handbuch des Baumwollen-Manufakturwesens. Nach der Cotton Manufacture of Great Britain*, (1837).

⁴² G S White, *Memoir of Samuel Slater*, (1836), pp.326-7.

⁴³ V A C Gatrell, 'Labour, Power, and the Size of Firms in Lancashire Cotton in the Second Quarter of the Nineteenth Century', *The Economic History Review*, NS30.1, 1977. 112, quoting S D Chapman, 'Fixed Capital Formation in the British Cotton Manufacturing Industry', in J P P Higgins and S Pollard (eds.), *Aspects of Capital Investment in Great Britain, 1750-1850*, (1971), pp.77-81.


⁴⁴ Longworth, *Cotton Mills of Bolton*; Gurr and Hunt, *Cotton Mills of Oldham*; M Williams with D A Farnie, *Cotton Mills in Greater Manchester*, (1992).

⁴⁵ M Knierim (ed.), 'Introduction' to *Aus den Tagebüchern des fabrikanten Wilhelm Ehrenfest Jung (1780-1867) in Wuppertal-Hammerstein aus den Jahren 1844-1846*, (1984); A Oehike, 'Das englische Vorbild: Die Einführung moderner Spinnereibauten und Textiltechnik aus Lancashire', in H Bönnighausen et al, *Cotton mills for the continent: Sidney Stott und der englische Spinnereibau in Münsterland und Twente*, (2005), p.34n5. The mill was driven by a waterwheel on the Wupper, supplemented in the summer by a 50hp steam engine. It is not known if the wheel or engine were by Fairbairn, but it is possible they were. Banfield said that the mill work was English, 'we believe from Liverpool'. (T C Banfield, *Industry of the Rhine embracing a view of the social condition of the rural and manufacturing population of that district, 2, Manufactures*, (1848), pp.145-6).


⁴⁶ Oehike, 'Das englische Vorbild', p.34n5; Banfield, *Industry of the Rhine*, p.145.

⁴⁷ A Oehike, 'Spinnmühlen in Sachsen – Technologietransfer und Architektonische Umsetzung einer neuen Bauaufgabe', *Mitteilungen des Chemnitzer Geschtsvereins*, Neue Folge VIII.69, 1999, 130-1. I am grateful to Roger Holden for this reference.

⁴⁸ J G Kohl, *Journeys through England and Wales*, (English Translation 1844), pp.121-2.



Illus. 5.3: Travis Brook Mill, Stockport, 1836.⁴⁹



Illus. 5.4: Scharfenstein Mill, 1837.⁵⁰

The first examples of architects and engineers working together on major industrial buildings include William Wyatt II working with Matthew Boulton at the Soho Manufactory, Birmingham, 1764-6, and the architect Samuel Wyatt working with Boulton & Watt and John Rennie at the Albion Mill on the Thames in 1784-8.⁵¹ In the early decades of the nineteenth-century architects were involved with gasworks and ironworks but the first major nineteenth-century mill building on which an architect and engineer worked together appears to have been Peter Dixon's Shaddon Mill in Carlisle in 1836, where Fairbairn worked with the Manchester-based architect, Richard Tattersall, producing a fine mill.⁵²



Illus. 5.5: Dixon's Mill, Carlisle, built 1836.⁵³

⁴⁹ Ure, *Philosophy*, frontispiece.

⁵⁰ Oehlke, 'Spinnmühlen in Sachsen', p.131.

⁵¹ E Jones, *Industrial Architecture in Britain 1750-1939*, (1985), pp.35-6; A W Skempton, 'Samuel Wyatt and the Albion Mill', *Architectural History*, 14, 1971, 53-152.

⁵² Jones, *Industrial Architecture*, pp.70-4, 58-9; W Papworth (ed.), *The Architectural Publications Society Dictionary of Architecture*, (1849), Vol.8, p.11; H M Colvin, *Biographical Dictionary of English Architects*, (1997). Fairbairn was probably introduced to Dixon by Tattersall who had recently won the competition for the Cumberland Infirmary at Carlisle. At Scharfenstein, the following year, the German architect, C F Uhlig, was involved (Oehlke, 'Spinnmühlen in Sachsen', 130-1).

⁵³ Photograph, R J Byrom, (2011).

An illustration of the role of emigrants in the diffusion of industrial technology is provided by the Scot, Alexander Wilson, whom Fairbairn visited in Russia, around 1837.⁵⁴ Wilson was responsible for Government engineering and textile works at Colpino and Alexandrovsk, where, with Fairbairn's help, he built mills 'containing all the improvements known at the time'. With the Empress Maria Fedorovna he built an institution for 800 foundling children with the twofold aim of training them to gain their own livelihoods, and to carry their knowledge of manufacturing processes in the latest mills to the remotest parts of Russia.⁵⁵ Wilson was a good friend of Nicholas I, and Fairbairn's building of the iron steam-yacht, *Nevka*, for the royal family comes from this link.⁵⁶ Wilson also had associations with the banker Alexander von Steiglitz, which probably led to Fairbairn building the water-driven flax mill at Invangorod for von Steiglitz.⁵⁷

Turkey proved to be a fruitful source of work but Fairbairn's absence there proved disastrous for his shipbuilding. Turkish diplomats visited Fairbairn's works followed by a call to him to visit Turkey. This he did with his eldest son, eighteen year old John. There was a second visit of the Turkish delegation to Manchester in 1843, and at some stage Fairbairn made a second visit to Turkey.⁵⁸ Large orders followed – a corn mill after the first visit, and a woollen mill the second, but it is unclear which visit led to furnaces, forges and rolling mills, or to the silk and cotton mills for which the ironwork was sent out.⁵⁹ Fairbairn also investigated Turkish iron ores from Samakoff, leading to a paper to the Institution of Civil Engineers.⁶⁰

Fairbairn also worked for the Ottomans in Egypt. In 1843 he submitted an estimate for an arsenal at Alexandria, comprising forging equipment, forty-three machine tools, millwork, a steam engine and boiler, for the sum of £8,333. This was followed

⁵⁴ *MPICE*, 29, 1875, 259. On Wilson see M Chrimes, 'Wilson, Alexander' in A W Skempton (ed.), *A Biographical Dictionary of Civil Engineers in Great Britain and Ireland, Volume 1 1500-1830*, (2002), pp.785-6.

⁵⁵ *MPICE*, 30, 1870, 461-5.

⁵⁶ *MPICE*, 30, 1870, 465; *CE&AJ*, 4, 1841, 147.

⁵⁷ Fairbairn, *M&MWII*, pp.198-202; *MPICE*, 30, 1870, 463.

⁵⁸ [Woodcroft] VIII.

⁵⁹ *Life*, p.172. For background see E C Clark, 'The Ottoman Industrial Revolution', *International Journal of Middle East Studies*, 5.1, 1974, 65-76.

⁶⁰ W Fairbairn, 'Experimental Researches into the properties of Iron Ores of Samakoff in Turkey, and of the Hæmatite Ores of Cumberland, with a view to determine the best means for reducing them into cast and malleable states. And on the relative Strength and other Properties of cast-iron from the Turkish and other Hæmatite Ores', *MPICE*, 3, 1844, 225-45.

by other estimates. They were subject to the ‘usual terms of payment’ – ‘one third when the order is given, one third when the work is reputed to be three parts finished, & the remainder when delivered’. It is not known which of these estimates was accepted but in 1845 Fairbairn wrote that ‘the first order is about finished’.⁶¹

Two small corn-mills from this period are significant – one because of the layout of the millstones and antiquity of the millwork, and the other because of its place in the history of architecture. Brereton Mill in Cheshire, dating from 1833 is the first known corn-mill with several millstones laid out in line, rather than in clusters around a great spur wheel. John Howard was the owner of Greenfield Mill, Hyde, a town where Fairbairn’s millwork was well-known.⁶² He purchased the Brereton Estate and commissioned Fairbairn to design a corn mill to replace the existing run-down mill. The surviving drawings, signed by Fairbairn, show four sets of millstones in line on the first floor, driven by a main shaft on the ground floor, with disengaging mechanisms for each pair of stones. At one end of the main shaft there was a waterwheel and at the other end a steam engine.⁶³ Fairbairn strongly favoured the linear layout of millstones but he does not claim to have introduced it.⁶⁴ Brereton is unlikely to have been Fairbairn’s first corn-mill with a linear layout – Brindley’s Steam Mills in Macclesfield, by Fairbairn in 1831, probably had this layout, but the evidence has not survived. Brereton does however appear to be the oldest *known* corn-mill with a linear layout. The waterwheel, gearing and shafting remain and on the assumption that this millwork is by Fairbairn, it is believed to be the only surviving example of his millwork for a corn mill.⁶⁵ It was a forerunner of Fairbairn’s last great corn-mill at Taganrog, with its line of thirty-six pairs of millstones.⁶⁶

⁶¹ British Library, Add. MSS, 37461, ff.378-87, 37462, f.61.

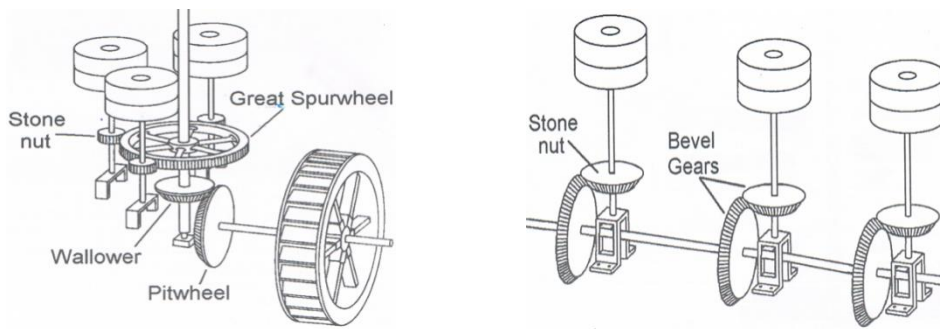
⁶² I Haynes, *Hyde Cotton Mills*, (2nd ed. 2005), p.40.

⁶³ Plans held by Mr & Mrs Wood, Brereton Hall. Reproduced in T Bonson, *Driven by the Dane: Nine Centuries of Waterpower in South Cheshire and North Staffordshire*, (2003), pp.176-7.

⁶⁴ Fairbairn, *M&M*, p.118. Strong states that Fairbairn claimed to have introduced the linear layout (B Strong, ‘The Fairbairn-style Machinery at the House Mill, Bromley-by-Bow, London, E3’, *London’s Industrial Archaeology*, 7, 2000, 31) and Moher that Fairbairn attributed the change to John Rennie (J G Moher, ‘The London Millwrights and Engineers 1775-1825’, (University of London PhD Thesis 1988), p.162). The evidence suggests that both are incorrect.

⁶⁵ There is a lingering doubt in that at least the building deviates slightly from Fairbairn’s very typical drawings and it could be that the work was undertaken by a less expensive firm. Bonson believes the millwork is by Fairbairn (Bonson, *Driven by the Dane*, pp.176-7).

⁶⁶ See Chapter 6.



Illus. 5.6: Alternative layouts of millstone – clusters or linear.⁶⁷

The significance of the other small corn-mill, in Constantinople, is that it was the first fully iron-framed three-storey building. It also illustrates the transfer of technology from boiler-making, via prefabricated ships to a prefabricated building. Built of iron, it had a row of three sets of millstones on the first floor, driven by a main shaft on the ground floor, powered by a high-pressure columnar steam engine, served by two boilers.⁶⁸ No elevations exist, although Bannister has attempted to reconstruct them.⁶⁹ For forty years textile mills had been constructed with internal cast-iron framed structures, surrounded by outer walls of heavy masonry. Fairbairn, in a bold, creative move, constructed this three-storey corn-mill, in which structural iron pilasters and iron panels were used for the external walls in lieu of masonry. This is best described as part of a cumulative development, as it had decades of development leading to it, although to what extent Fairbairn was aware of this remains unclear.⁷⁰ But he did have the precedents of internally-framed textile mills and of prefabricated iron ships.⁷¹ In 1833 he had sent out, in sections, the 108 ton, 98ft long, *Minerva* to the Zurichsee, followed by larger boats, also in sections, to the Bodensee, the Upper Rhine and, around the same time as the corn mill, to the

⁶⁷ Bonson, *Driven by the Dane*, 246-7.

⁶⁸ Fairbairn, *M&M VII*, pp.118-26; [Scott], *Engineer and Machinist's Assistant*, Description of Plates, pp.91-8 and Plates 98-101.

⁶⁹ T C Bannister, 'Bogardus Re-visited, Part 1 : The Iron Fronts', *Journal of the Society of Architectural Historians (American)*, 15.4, 1956, 15.

⁷⁰ There was an iron house in St Petersburg in 1765 (G Casanova, *History of My Life*, (English Translation, W R Task, 1966-71), Vol.10, p.132), iron lock-keepers cottages from 1790 (*Birmingham Gazette*, 6 December 1924), iron roofs from the late eighteenth-century (S Giedion, *Space, Time and Architecture: the growth of a new tradition*, (3rd ed. 1954), pp.172-3), iron conservatories from 1812 (H R Hitchcock, *Architecture: Nineteenth and Twentieth Centuries*, (1958), p.117), a cast-iron-framed two-storey house in Bermuda from the mid-1820s ('Restoration of the Commissioner's House' at <http://www.bermudamall.com/marmuse/commissioner/restorat.htm> (accessed 11 July 2013)), cast iron shop fronts in Paris from 1830 (Bannister, 'Bogardus Re-visited', 15), open-sided buildings such as Hungerford fish market in 1835, and prefabricated single-storey buildings sent to Australia in 1837 (G Herbert, *Pioneers of Prefabrication: The British Contribution in the Nineteenth Century*, (1978), p.40).

⁷¹ Herbert, *Pioneers of Prefabrication*, p.31.

Ganges.⁷² The latter significantly included four 'accommodation boats' - 125ft long wrought-iron travelling house-boats to be towed by a steamer.⁷³

The corn-mill was exhibited at Fairbairn's Millwall yard, prior to being shipped to Turkey.⁷⁴ It was almost certainly seen there by James Bogardus, the American who claimed to have built the first iron building, and who left London for New York in the autumn of 1840.⁷⁵ Even if he did not see the building in London, Bannister believes he must have been aware of it from the American press, from which he cites references.⁷⁶ Henry-Russell Hitchcock's assertion that the building Bogardus erected in New York in 1848-50, with an exterior frame as well as an interior skeleton of cast-iron, 'was undoubtedly the first storeyed urban structure to be built', is unsustainable.⁷⁷ One can only speculate why Fairbairn, having constructed one of the early prefabricated iron buildings, did not construct further such buildings. In 1843 he did design a single-storey prefabricated iron woollen mill, also for Turkey, but in the event the external walls were built of stone, perhaps because of the costs of iron.⁷⁸ The reasons why Fairbairn built no more prefabricated buildings are unclear but probably relate to the financial difficulties at Millwall in the early 1840s.⁷⁹ In any event this building, unique amongst Fairbairn's works, is of significance in the history of construction, as the first three-storey iron-framed building without load-bearing external walls, a forerunner of the steel-framed buildings of the twentieth century.⁸⁰ Having seen the building in 1840, or become aware of it, Bogardus developed it by way of Fairbairn-like entrepreneurial 'innovation', and in 1856 published an

⁷² *CE&AJ*, 4, 1841, 147.

⁷³ H T Bernstein, *Steamboats on the Ganges. An Exploration in the History of India's Modernization through Science and Technology*. (1988), Frontispiece.

⁷⁴ In March 1843 Fairbairn said the building 'was finished in 1840, and erected in Constantinople the following year'. (*MPICE*, 3, 1843, 126). In 1861 he wrote that the building was constructed in 1841 and 'when completed was exhibited at the works, Millwall'. (Fairbairn, *M&MWII*, p.116).

⁷⁵ M Gayle and C Gayle, *Cast-Iron Architecture in America. The Significance of James Bogardus*, (1998), p.66.

⁷⁶ Bannister, 'Bogardus Re-visited', 15, 21n34.

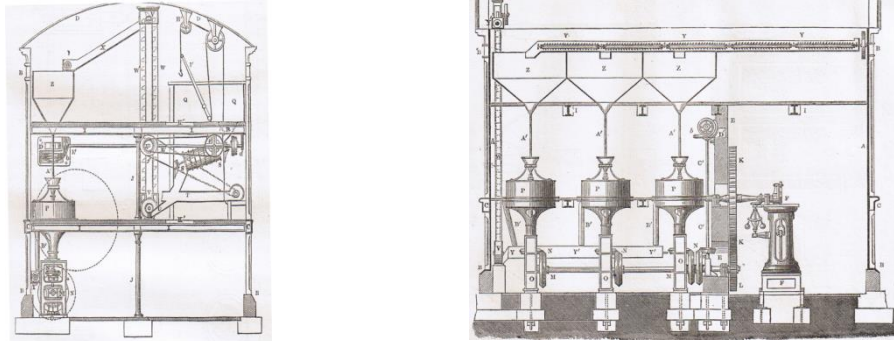
⁷⁷ Hitchcock, *Architecture: Nineteenth and Twentieth Centuries*, p.526.

⁷⁸ Fairbairn, *M&MWII*, Plate 17; W Fairbairn, 'Description of a Woollen Mill Erected in Turkey', *MPICE*, 1843, 125-6; *MG*, 22 March 1843; *Life*, p.174; Fairbairn, *M&MWII*, p.190.

⁷⁹ See Chapter 6.3.

⁸⁰ Bannister, 'Bogardus Revisited'; T F Peters, *Building the Nineteenth Century*, (1996), p.44; Herbert, *Pioneers of Prefabrication*, pp.41-2. However Professor Skempton's view should be noted, 'the flour mill is hardly an iron-framed building in the strictest sense and, for stability, it depended partially on a transverse brick wall supporting the main shaft of the machinery' (A W Skempton, 'The Boat Store, Sheerness (1858-60) and its Place in Structural History', *TNS*, 32, 1959, 67).

advertising booklet with his spurious claim as the builder of ‘the first complete cast-iron building ... in the world’.⁸¹ By this time Britain was as fully aware as New York of the architectural possibilities of cast iron for commercial buildings.⁸²



Illus. 5.7: Prefabricated Iron Corn-Mill, Constantinople, 1839.⁸³

5.4. Steam-Engines and Boilers

Fairbairn as sole proprietor continued to build stationary steam engines, an activity which had commenced shortly before the end of the Fairbairn & Lillie partnership.⁸⁴ By the mid-1830s he had also built five marine engines. These would have been side-lever engines – more compact with a lower centre of gravity - following Boulton & Watt, the market leaders in early marine engines. At the end of the 1830s Fairbairn’s works was inundated with orders for steam engines - ‘upwards of sixty ... many of them of great size, were in hand’.⁸⁵

Around 1835, having been building steam-engines for only six years, Fairbairn took the unprecedented step of installing two side-lever marine engines, rather than traditional beam engines, in the new cotton mill of Bailey Brothers at Stalybridge, another illustration of the transference of technology from one sphere of engineering to another.⁸⁶ The advantages were that these engines occupied less space and had

⁸¹ J Bogardus [and J W Thomson], *Cast-Iron Buildings: Their Construction and Advantages*, (1856), p.3. Bogardus also signed his buildings, ‘JAMES BOGARDUS ORIGINATOR AND CONSTRUCTOR OF IRON BUILDINGS’ (M Gayle and E Gillon Jr, *Cast-Iron Architecture in New York: A Photographic Survey*, (1974), p.22).

⁸² N Pevsner, *Pioneers of Modern Design from William Morris to Walter Gropius*, (1960 ed.), pp.122-3.

⁸³ Fairbairn, *M&M VII*, pp.119, 121.

⁸⁴ Ure, *Philosophy*, p.39.

⁸⁵ [Woodcroft], VIII.

⁸⁶ Fairbairn, *M&M VII*, pp.246-7 and Plate 8. Collier states that Fairbairn’s first side-lever mill engine was at Kingston Mill, Stockport, but gives no source. (D A Collier, ‘A Comparative History of the

less expensive foundations.⁸⁷ Another innovation was taking the power, as with his waterwheels, from the toothed periphery of the single 20ft diameter flywheel, located between the two engines.⁸⁸ A single flywheel ironed out irregularities in motion and the peripheral tothing drove the main shaft fast enough to eliminate intermediate trains of gear wheels.⁸⁹ There were prognostications of failure for peripheral tothing from some engineers, but Baileys' engine dispelled these, and driving from the rim of the flywheel became widely used.⁹⁰ A measure of his peers' response to this engine can be gauged by Scott Russell illustrating it in his article on the 'Steam Engine' in the 1841 edition of *Encyclopaedia Britannica*.⁹¹ It is not known how many of these engines were built. In 1861 Fairbairn wrote that he had introduced them 'on an extensive scale' and that 'numbers now at work ... are ... giving entire satisfaction'.⁹² However, records of mid-nineteenth-century mill engines are sparse and the only other known example by Fairbairn is Kingston Mill Stockport.⁹³ William McNaught of Glasgow is known to have designed similar engines.⁹⁴ The window of opportunity for these engines was only open until the horizontal engine came into prominence in the 1860s. The evidence suggests that side-lever engines were never widely adopted for mill use.⁹⁵ This seems surprising, given their advantages, and may be a case of technical inertia.

Development of the Leading Stationary Steam Engine Manufacturers of Lancashire, c.1800-1939', (Manchester University PhD Thesis, 1985), Vol.1, p.40). Hayward states that the first was at Orrell's Travis Brook Mill (R A Hayward, 'The Watergrove Pumping Engine of 1838', *Bulletin of the Peak District Mines Historical Society*, 5.4, 1973, 201), but this appears to be by inference from Ure, *Philosophy*, (see Hayward, 'Fairbairns', p.2.29) whereas Ure, *Cotton Manufacture*, Plate 2, indicates a beam engine at Orrell's Mill. Haynes, suggests that Bailey Street Mill originally had beam engines, which proved inadequate and were replaced with the side-lever engines 'about 1840' (I Haynes, *Stalybridge Cotton Mills*, (1990), p.33). In this he appears to rely on what seems to be an incorrect date in G Watkins, *The Textile Mill Engine, Volume I*, (1970), p.42.

⁸⁷ Watkins, *Textile Mill Engine*, p.42.

⁸⁸ Ure, *Cotton Manufacture*, Vol.1, pp.313-4.

⁸⁹ Fairbairn, *M&MWI*, p.246.

⁹⁰ Fairbairn, *UlfE2*, p.235.


⁹¹ J S Russell, *A Treatise on the Steam Engine from the Seventh Edition of the Encyclopaedia Britannica*, (1841), Description of Plates pp.vii-viii and Plates 9-11.

¹³⁴ *M&MWI*, p.247.

⁹³ Collier, 'Steam Engine Manufacturers', p.40. Fairbairn installed a side-lever pumping engine at the Watergrove lead mine in Derbyshire, but there were teething troubles with it, (N Kirkham, 'Steam Engines in Derbyshire Lead Mines', *TNS*, 38, 1965-6, 71-3; Hayward, 'The Watergrove Pumping Engine', 200-14), which may explain why he built a beam engine 'on the Cornish principle' to power the pumps at the coal mine of Biolly et Fils at Verviers, Belgium, around 1840. (W Fairbairn, 'On the Economy of raising Water from Coal Mines on the Cornish Principle', *Transactions of the Manchester Geological Society*, 1, 1841, 236 and Plate 8; *Mining Journal*, 9, 1839, 90).

⁹⁴ Watkins, *Textile Mill Engine*, p.42.

⁹⁵ Watkins, *Textile Mill Engine*, p.48.



Illus. 5.8: Side-lever marine steam engine, Bailey Bros. Mill, Stalybridge, 1836.⁹⁶

By the late 1830s Fairbairn was one of the leading manufacturers of steam engines.

In 1839 Love & Barton wrote of Fairbairn's steam engine department,

All sizes and dimensions are frequently under hand, from the diminutive size of 8 horses' power, to the enormous magnitude of 400 horses' power. One of this latter size contains the vast amount of 200 tons or upwards of metal, and is worth, in round numbers, from £5,000 to £6,000.⁹⁷

Woodcroft, visiting the works between 1839 and 1844, referred to 'such constant crops of orders as have seldom fallen to the lot of any other engineering establishment',

such was the pressure against time, that he found the patterns for some engines of marine construction being proceeded with from full sized chalk drawings on the floor, and without any scale drawings on paper having been made.⁹⁸

Elsewhere there is another description,

It was ... a characteristic practice with him to order many of his mechanical contrivances to be drawn out full size on a large surface. For this purpose the floor of one large room nearly seventy feet long was kept free as a huge drawing-board; to these full-sized drawings the wooden patterns ... were brought down and adjusted.⁹⁹

Substantial profits were being made, sufficient to offset the serious losses at Millwall.¹⁰⁰ The firm was exporting to all parts of the world, '*this* article is for Calcutta, *that* for the West Indies; this for St. Petersburg, that for New South Wales'.¹⁰¹

⁹⁶ Russell, *Steam Engine*, Plate. Widely reproduced.

⁹⁷ [Love], *Manchester As It Is*, p.211.

⁹⁸ [Woodcroft], VIII.

⁹⁹ *Life*, p.467.

¹⁰⁰ *Life*, p.342.

¹⁰¹ [Love], *Manchester As It Is*, p.213, [Love's italics].

The development of the high pressure expansive engine was a watershed in the evolution of steam power technology, bringing economies of fuel. Established in Cornwall by the 1820's, these engines were not generally adopted elsewhere until the mid-1840's.¹⁰² Fairbairn was among the first in the textile districts to point out the advantages of high pressure steam worked expansively, in a paper to the in 1840;¹⁰³ and in 1849 he wrote that 'for many years [I] had to contend with the fears and the prejudices of the manufacturer, before the present system ... was adopted'.¹⁰⁴ Murdoch's D-type or slide valves in use at that time were unsuitable for working steam engines expansively.¹⁰⁵ Fairbairn introduced a remarkably simple solution of drop valves worked by cam wheels. In this he was the innovator, 'greatly modifying and perfecting' the invention of Robert Brownhill'.¹⁰⁶ The valves were described in a widely publicised paper in 1849 and illustrated in *The Engineer and Machinist's Assistant* the following year.¹⁰⁷ They were not perfect and a better solution was pioneered in America by Corliss but 'it took many years of development to turn it into one that worked satisfactorily'.¹⁰⁸ In the meantime Fairbairn's valve-gear continued to be used into the 1870's.¹⁰⁹ In 1869 *The Engineer* illustrated it, stating,

It is certain that neither the Corliss, Allen, or any other gear ... can do more [for beam engines] than has already been done years and years ago to obtain a good diagram, or, in other words, a good distribution of steam. ... It is an old device now, a device which has borne the test of years of trial. When it can be shown that any modern valve-gear produces a better diagram, and is not more complex or expensive, we will admit that the Fairbairn valve-gear has been fairly beaten, but not before.¹¹⁰

¹⁰² G N von Tunzelmann, *Steam Power and British Industrialization to 1860*, (1978), pp.79-92, 218-21; A Nuvolari and B Verspagen, 'Technical Choice, Innovation and British Steam Engineering, 1800-50', *Economic History Review*, 62.3, 2009, 685-6.

¹⁰³ W Fairbairn, 'On the economy of raising water from coal mines on the Cornish principle', *Transactions of the Manchester Geological Society*, 1, 1841, 179-94.

¹⁰⁴ *CE&AJ*, 12, 1849, 316.

¹⁰⁵ W Fairbairn, 'On the Expansive Action of Steam and a New Construction of Expansion Valves for Condensing steam Engines', *MPIME*, 1 July 1849, 22; [D Scott], *The Engineer and Machinist's Assistant*, (1850), Vol.1, Description of Plates, p.127.

¹⁰⁶ *CE&AJ*, 12, 1849, 316.

¹⁰⁷ Fairbairn, 'On the Expansive Action of Steam', 14-20; *MM*, 51, July-Dec 1849, 255-9; *CE&AJ*, 12, 1849, 315-7; *The Practical Mechanic's Journal*, 2, 1849-50, 162-4; *Artizan*, 7, 1849, 251-4; *Dingler's Polytechnische Journal*, 115, 1850, 1-6; [Scott], *The Engineer and Machinist's Assistant*, Vol.1, pp.126-8, Vol.2, Plate CXXXIII.

¹⁰⁸ R L Hills, *Power from Steam: A history of the stationary steam engine*, (1989), pp.177-8.

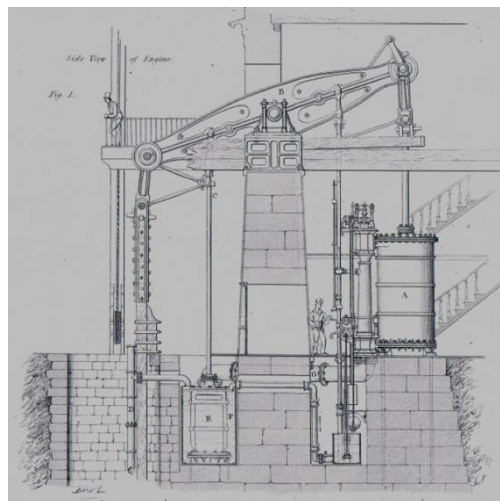
¹⁰⁹ An example survives in Sydney, manufactured by Thomas Perry & Son, Bilston, Staffordshire. ('Steam engine cylinder with Fairbairn drop valves, 1856-7', at <http://www.powerhousemuseum.com/collection/database/?irn=212334> (accessed 17 September 2015). The reference to a patent in this article is incorrect).

¹¹⁰ 'Fairbairn's Valve-gear', *The Engineer*, 27, Jan-June 1869, 318.

Used until eclipsed by Corliss and other types, the drop valve came to the fore again in the 1890's when Sulzer and others developed them, leading to economies and their wide use, providing an example of Fairbairn's engineering foresight.¹¹¹

In contrast Fairbairn was not an early advocate of compounding (that is introducing a second cylinder to maximise the use of the steam). Writing as late as 1861, he pointed out the higher initial cost and the greater complexity of compound engines, such that he had 'no hesitation in recommending the single engine worked expansively, as an efficient competitor of the compound engine'. This would change as more reliable compounding was developed by others.¹¹²

One can only guess how many stationary steam-engines Fairbairn built during the forty-five years they were building them, but it would seem to be well over a thousand, of which it has been possible to identify only around fifty.¹¹³ In addition there were around 500 locomotive engines and 100 ships' engines. The Fairbairn range of stationary steam-engines included beam, marine, columnar and horizontal engines, as well as winding and pumping engines for mines. Construction of steam engines continued into the 1870s.



Illus. 5.9: Fairbairn 'Cornish' Pumping Engine for Biolly et Fils, Verviers, Belgium 1839-40¹¹⁴

¹¹¹ G Watkins, *The Textile Mill Engine*, Vol.1 (1970), p.80, Vol.2 (1971), p.38. Cf. the tubular bridge, Chapter 7.2.

¹¹² Fairbairn, *M&MWI*, p.247; Hills, *Power from Steam*, pp.157-61.

¹¹³ Appendix 5.1

¹¹⁴ Fairbairn, 'On the Economy of raising Water from Coal Mines', Plate 8.

Steam-engines require boilers, and from around 1830 Fairbairn built boilers of the 'Cornish' type, cylindrical with a single cylindrical furnace or flue tube within them. In 1844, with John Hetherington, he patented a boiler using *two* internal flue tubes – the Lancashire boiler as it was known - which became the most important boiler in the textile districts.¹¹⁵ It was safer and more efficient than the single-tube Cornish boiler. The alternate firing of the tubes reduced the smoke.¹¹⁶ One of these boilers was introduced to a mill in Ancoats that year.¹¹⁷ The boiler received wide publicity and was an outstanding success.¹¹⁸ Diffusion was rapid. In 1859 Henry Harman, the Manchester Steam Users' Association's chief inspector (and soon to become manager of the Fairbairn works) wrote that he 'knew of no better construction than the cylindrical two-flued boiler, which was the one in general use'.¹¹⁹

By no means were all 'Lancashire' boilers built by Fairbairns. Some may have been built under licence, others with variants which took them outside the patent, others after the patent had expired. Nor were they limited to Lancashire - one by Fairbairn was for sale in Australia in 1858.¹²⁰ There were many modifications by well-known boilermakers such as W & J Galloway and Daniel Adamson & Co, yet Henry Powles could write in 1905 that 'the boiler of today has practically returned to its original form, and, with the exception of the rings in the furnace flues, differs in no material way from Fairbairn's earliest designs'.¹²¹ The rings on the boiler flues were the direct result of Fairbairn's later research.¹²² Fairbairn maintained that the principle of the Lancashire boiler, that is the double furnaces within the same boiler, was first introduced by himself.¹²³ Lavington Fletcher, in what remains the definitive text on the Lancashire boiler, attributes it to Fairbairn *and* Hetherington, as does Evan Leigh.¹²⁴ Daniel Adamson and D K Clark give the credit for its introduction to

¹¹⁵ W Fairbairn, 'On Combustion of Coal, with a view to obtaining the greater Effect, and Preventing the Generation of Smoke', *BAAS1843*, pp.107-8; Patent No. 10,166 (1844); *CE&AJ*, 8, 1845, p.56 and Plate IV.

¹¹⁶ *Mining Journal*, 19, 1949, 415.

¹¹⁷ *MG*, 6 November 1862.

¹¹⁸ *BAAS1844*, pp.115-6 + figs.1-4; *CE&AJ*, 8, 1845, 56 + Plate IV; *MM*, 42, 1845, 121-2.

¹¹⁹ *MPICE*, 1859, 225.

¹²⁰ *The Argus*, (Melbourne), 15 September 1858.


¹²¹ H H P Powles, *Steam Boilers, Their History and Development*, (1905), p.117.

¹²² See Chapter 9.6.

¹²³ *M&MWI*, p.280

¹²⁴ L E Fletcher, 'On the Lancashire Boiler, Its Construction, Equipment, and Setting', *MPICE*, 27, 1876, 59; E Leigh, *The Science of Modern Cotton Spinning*, (5th ed. 1882), Vol.2, p.264.

Fairbairn,¹²⁵ and both Powles and Dickinson refer to Fairbairn as its 'inventor'.¹²⁶ But, as with waterwheels, there were rumblings that Fairbairn was not the 'inventor' of the Lancashire boiler, and recent research has endorsed this. Hetherington's obituary stated that the two-flued boiler was his invention.¹²⁷ But R J Law has provided evidence that two-flued boilers were in use in Cornwall from at least 1830 under Woolf, and that in 1835 Fairbairn's assistant, Robert Smith, visited the mine where Woolf had been engineer.¹²⁸ In 1838 Robert Armstrong referred to boilers with 'two or more flues placed low down in the boiler'.¹²⁹ In 1846 John Bourne illustrated three two-flued boilers by Maudslay Sons & Field for the Blackwall Railway.¹³⁰ W & J Galloway dated these Blackwall boilers around 1840, and said that 'in 1844 an exact copy of these boilers was first introduced into Manchester at a mill in Ancoats'.¹³¹



Illus. 5.10: Lancashire Boiler¹³²

This factual evidence presents an enigma. At the time of the patent Fairbairn was involved with the BAAS report, 'The Economy [sic] of Fuel, Concentration of Heat, and Prevention of Smoke', which brought him into contact with others at the cutting-edge of boiler technology, making it hard to believe he was unaware of developments elsewhere.¹³³ When in 1861 he made the claim to have introduced double flues, he cannot have been unaware of the challenges to this claim. Was the

¹²⁵ MPICE, 27, 1876, 91; D K Clark, *The Steam Engine: A Treatise on Steam Engines and Boilers*, (1891), Vol.I, p.687.

¹²⁶ Powles, *Steam Boilers*, p.114; Dickinson, *History of the Steam Engine*, p.159.

¹²⁷ *The Engineer*, 16, 1863, 377.

¹²⁸ R J Law, 'A Survey of Tank Boilers down to 1850', *TNS*, 48, 1976, 328.

¹²⁹ R L Hills, *Development of Power in the Textile Industry from 1700 -1930*, (2008), p.89.

¹³⁰ J Bourne, *A Treatise on the Steam Engine in its Application to Mines, Mills, Steam Navigation, and Railways*, (1846), p.55.

¹³¹ *MG*, 6 November 1852.

¹³² A McEwen, *Historic Steam Boiler Explosions*, (2009), Title Page.

¹³³ W Fairbairn, 'On the Consumption of Fuel and Prevention of Smoke', *BAAS1844*, pp.110-20.

patent a shrewd entrepreneurial move? Was it that having spotted an opportunity, he exploited it? Did he believe he had patented something novel or did he turn a blind eye to what he did not want to see? Alternatively did he equate 'first introducing' with obtaining the patent? Hayward sees the patent as successfully bringing together the admission of air behind the bridge (which was not new) with the alternate firing of the tubes such that the fire from one consumed the smoke from the other.¹³⁴ Hills is of the view that we are unable to discover who developed the Lancashire boiler with its twin fire-tubes. He sees what Fairbairn and Hetherington patented as 'not so much the type as the way the boiler was to be fired'.¹³⁵ Neither explanation satisfies. Fairbairn comes out of this venture, at least in the present state of knowledge, somewhat tarnished. Yet here was the entrepreneur par excellence. He saw the opportunity which others did not appreciate, he developed existing technology, patented the result, and publicised the patented boiler. Others could have done it, but none did. It brought prestige and profit, remaining the boiler of choice in the textile districts, albeit with improvements, for the remaining century of the steam era.¹³⁶ In the years after its introduction there was plenty of competition in boiler construction, notably in the 1850s and 1860s from W & J Galloway. Their most important patent was in 1851 for conical water tubes which became widely used.¹³⁷ In 1854, within a month of William's 'retirement', Galloways warned Fairbairns,

We are informed that you are putting into the boilers you are making the conical vertical waterpipes. If this is correct we beg to intimate to you that these pipes are patented by us, and that your use of them is an infringement. Many other boiler makers are introducing them, but of course under our licence, which may also be granted to you if you desire it.¹³⁸

There is no record of any reply.¹³⁹ In the 1870s Fairbairn introduced a safer 'five-tube' boiler, but it never displaced the Lancashire boiler.¹⁴⁰

¹³⁴ Hayward, 'Fairbairns', p.2.46.

¹³⁵ Hills, *Power from Steam*, p133-4. Hills suggests Fairbairn may have derived 'the idea of the twin fires and the method of firing from Charles Williams who had been experimenting with smoke consumption on board ships by dividing large furnaces with an internal partition and firing each side at regular intervals (C W Williams, *The Combustion of Coal and the Prevention of Smoke Chemically and Practically Considered*, (2nd ed. 1841), p.154).

¹³⁶ Dickinson, *History of the Steam Engine*, pp.121-2; A McEwen, *Historic Steam Boiler Explosions*, (2009), p.x.

¹³⁷ Patent No, 13552, 11 March 1851. Powles, *Steam Boilers*, p.117.

¹³⁸ W & J Galloway to Wm Fairbairn & Sons, 31 January 1854, quoted in W H Chaloner, 'John Galloway, 1804-1894, engineer, of Manchester and his reminiscences', in D A Farnie and W O Henderson (eds.), *Industry and Innovation. Selected Essays: W H Chaloner*, (1990), p.112

¹³⁹ Chaloner, 'Galloway', p.112. Between 1848 and 1891 Galloways made nearly 9,000 boilers.

¹⁴⁰ See Chapter 9.

5.5. Shipbuilding

Having commenced shipbuilding at Ancoats, Fairbairn made a decision to build a shipyard at Millwall on the Thames. Here he became the leading builder of iron steamships, in terms of numbers of ships and marine engines built, during the formative decade, 1835-1844. His major contributions were research into the strength of wrought-iron plates and riveted joints and, later, the transfer of cellular construction from the tubular bridges to ships' hulls. However, before Millwall, he was responsible for the diffusion of iron ships and shipbuilding to the Central European Lakes, a classic example of the diffusion of technology.

Shipbuilding had continued in Manchester with *La Reine de Belge* to ply between Ostend and Bruges; and the *Railway* and *L'Hirondelle* to ply on the Humber.¹⁴¹ When Albert Escher, who had been an informal pupil of Fairbairn ten years earlier,¹⁴² was drawn back to Manchester in the early 1830s by the youngest daughter of Fairbairn's patron John Kennedy, Annie, whom he married, he saw iron ships under construction at Fairbairn's works.¹⁴³ In the intervening period, he had built up the engineering department of Escher Wyss to employ 400 people.¹⁴⁴ There had been wooden-hulled steamships from 1823 on Lake Geneva, and from 1826 on Lakes Neuchâtel and Maggiore.¹⁴⁵ There was little progress with steamships on the Zürichsee, until 1834 when Franz Caspar and Johann Lämmlin, with Albert Escher's guidance, ordered an *iron* steamship from Fairbairn.¹⁴⁶ The *Minerva*, originally known as *Vulcan*, was 108ft long with a 15ft6in beam and was powered by two high-pressure engines.¹⁴⁷ On completion at Ancoats she was taken apart, sent to Selby, reassembled, and steamed to Rotterdam and up the Rhine to Basel. There she was taken apart again and transported on ox-carts to Zurich, the larger sections crossing the Aar, Reuss and Limmat on wagon-ferries.¹⁴⁸ At Zurich Escher rebuilt her again. She made her maiden voyage in July 1835 – the first iron steamship on the Central

¹⁴¹ *CE&AJ*, 4, 1841, 147.

¹⁴² W O Henderson, *Industrial Britain under the Regency 1814-18*, pp.5-7. See Chapter 4.

¹⁴³ *MG*, 24 September 1845.

¹⁴⁴ H Sitterding (ed.), *Escher Wyss 1805-1955: 150 Years of Development*, (1955), p.5.

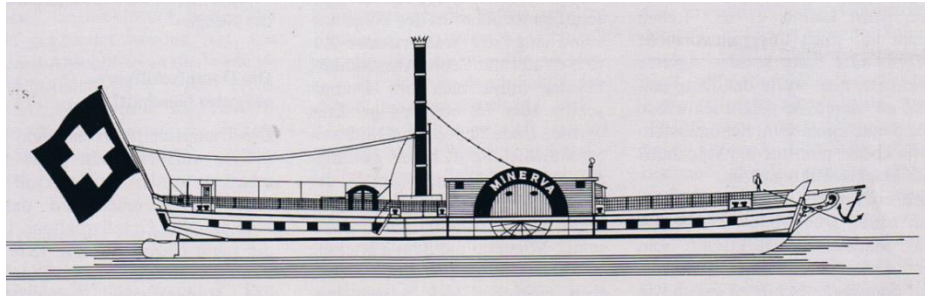
¹⁴⁵ 'schweizerschiffahrt.ch' at <http://www.vssu.ch/index.php?lg=de&c=04&sc=00> (accessed 30.06.11).

¹⁴⁶ J Dürst (ed.), *150 Jahre Dampfschiffe auf dem Zürichsee*, (1985), p.29.

¹⁴⁷ *CE&AJ*, 1841, p.147.

¹⁴⁸ Dürst, *Dampfschiffe*, pp.29-30.

European Lakes.¹⁴⁹ A year later Escher built his own iron steamship, the *Linth-Escher*.¹⁵⁰ The technology had diffused from Manchester to Central Europe. Within eight years Escher had built nineteen steamships, some with Fairbairn engines, and had opened a shipyard on the Danube.¹⁵¹ During the next 100 years Escher Wyss built over 600 steamships (excluding smaller vessels) and many marine engines.¹⁵²



Illus.5.11: *Minerva* – the first iron steamship on the Central European Lakes, 1835.¹⁵³

Ancoats was not the place to build ships. Fairbairn faced abandoning shipbuilding or moving elsewhere. He decided on the latter and, spurred by a desire to become known in the metropolis and the world, chose London rather than near-by Liverpool.¹⁵⁴ It was a unwise decision which he probably come to regret. The chosen site, on the Isle of Dogs at Millwall, was unhealthy, marshy and difficult of access.¹⁵⁵ The ground conditions - Thames mud - made it expensive to develop. More was expended 'below the surface of the ground, than upon all the buildings and plant which showed above it'.¹⁵⁶ It was a fine yard with the latest technology including a railway system to facilitate the movement of heavy items. There was an

¹⁴⁹ 'Viel Jubel und etwas Angst. Die Jungfernfahrt des ersten Zürichsee-Dampfers, <Minerva>, am 19. Juli 1835' in *Neue Zürcher Zeitung* 19 July 2010; 'Minerva (1834)' at [http://de.wikipedia.org/wiki/Minerva_\(1834\)](http://de.wikipedia.org/wiki/Minerva_(1834)) (accessed 30.06.11).

¹⁵⁰ Sitterding, *Escher Wyss*, p.17; R Stutz, 'Die Dampfschiffahrt auf dem Walensee ad 1837. Transitpost 1837 bis 1859' (2008) at www.post-und-geschichte.ch/site/.../po_2008_1_walensee_ab_1837.pdf

¹⁵¹ J Barrow, *Tour of Austrian Lombardy, the North Tyrol and Bavaria in 1840*, (1841), p.50; Henderson, *Regency*, p.7.

¹⁵² Sitterding, *Escher Wyss*, p.17. In 1969 Escher Wyss merged with Sulzer Brothers to become Sulzer Escher Wyss, a worldwide engineering group employing over 30,000 people. Fairbairn sent out other iron steamships to Central Europe including the first on the Bodensee / Lake Constance (*CE&AJ*, 1841, p.147); one for Lake Maggiore (*MG*, 26 August 1848); and others, or possibly just their engines, for Lakes Lucerne and Geneva (*Life*, p.129).

¹⁵³ Dürst, *Dampfschiffe*, p.31.

¹⁵⁴ *Life*, pp.336-7.

¹⁵⁵ J Thomson, *Collected Papers in Physics and Engineering*, (1912), p.xxii; R A Hayward, *The Story and Scandal of HMS Megaera*, (1978), p.19; A J Arnold, *Iron Shipbuilding on the Thames 1832-1915: An economic and business history*, (2000), p.22.

¹⁵⁶ [Woodcroft] VIII.

octagonal chimney with subterranean flues, all typically Fairbairn.¹⁵⁷ Speaking in 1859 he said he was the first iron shipbuilder in London, and that he built ‘upwards of a hundred-and-twenty iron vessels’, of which nine were built in sections at Manchester and the rest at Millwall.¹⁵⁸ Seventy-five have been identified.¹⁵⁹ Millwall got off to a good start. The *Ludwig* was the first iron steamer built for the Bodensee. In 1837 the *Sirius*, built to ply the Rhone from Marseilles, was a triple first for Fairbairn – the longest *iron* steamer of her day, the first to be *launched* on the Thames, and the first to be classified by Lloyd’s Register.¹⁶⁰ In 1838 Fairbairn’s twenty-one year old daughter, Anne, launched the first iron steam-yacht, for the Emperor of Russia, an occasion witnessed by ‘thousands of spectators’.¹⁶¹ By the end of 1840 nearly 600 were employed at the Millwall yard, by which time thirty-one iron vessels had been built.¹⁶² These included at least eleven for the East India Company, ships to ply the Elbe, the Neva, the Weser, and the Black Sea,¹⁶³ and the first two iron steamships to reach Australia, the *Rose* and the *Thistle*.¹⁶⁴

The decade, from 1835 to 1844, saw remarkable and revolutionary changes which started an ever-increasing expansion of marine technology and design that is still with us today.¹⁶⁵ This was the decade during which Fairbairn was building ships at Millwall and contributing to those changes. He did not ‘invent’ steamships or iron ships. There had been wooden steamers operating on the East Coast since 1814,

¹⁵⁷ *ILN*, 13, (1848), p.309.

¹⁵⁸ W Fairbairn, *Three Lectures on the Rise and Progress of Civil and Mechanical Engineering, and on Popular Education*, (1859), p.30. Pole has ‘upwards of a hundred’ built at Millwall’ (*Life*, pp.337-8). Smiles refers to ‘upwards of a hundred and twenty’ (Smiles, *Industrial Biography*, p.328). C F T Young refers to ‘upwards of eighty vessels’ built at Millwall (C F T Young, *The Fouling and Corrosion of Iron Ships: Their Causes and Means of Prevention, with Mode of Application to the Existing Iron-Clads*, (1867), p.29).

¹⁵⁹ Appendix 5.2. The 75 include a small number where Fairbairn built the ship but not the engine or where he built the engine but not the ship.

¹⁶⁰ *CE&AJ*, 4, 1841, 147. Not to be confused with the wooden steamer of the same name which made the first Atlantic crossing under steam in 1838. *Railway Magazine*, 3, 1837, 319; *Transactions of the Institution of Naval Architects* 12, 1871, 306, and 14, 1873, 232; E C Smith, *A Short History of Naval and Marine Engineering*, (1938), p.97.

¹⁶¹ *CE&AJ*, 1, 1838, 233.

¹⁶² Table 5.1; *CE&AJ*, 3, 1840, 397.

¹⁶³ *CE&AJ*, 4, 1841, 147.


¹⁶⁴ *CE&AJ*, 3, 1840, 397, and 4, 1841, 147-8; *MM*, 38, 1840, 400; *The Sydney Herald*, 14 August 1840, 22 March 1841; W Lawson, *Steam in the Southern Pacific. The Story of Merchant Steam Navigation in the Australian Coastal and Intercontinental Trades, and on the Ocean Liners of the Southern Pacific*, (1909), p.21; D Gregory, *Australian Steamships Past and Present*, (1928), pp.36-7.

¹⁶⁵ Corlett, *The Iron Ship*, p.8.

when Fairbairn witnessed the *Caledonia* entering South Shields.¹⁶⁶ The first iron steamer was the *Aaron Manby*, built around 1824 by the Horsley Company. She steamed across the Channel to Paris. Several others were built in the 1820s.¹⁶⁷ So what did Fairbairn contribute to the development of iron steamships, or what trends did his work illustrate?



Illus. 5.12: Royal Yacht, *Nevka* (1838), for Nicholas I of Russia: the first iron steam royal yacht.¹⁶⁸



Illus. 5.13: The *Thistle*, with the *Rose* the first iron steamships to Australia (1841).¹⁶⁹

First, there were engines. In 1841 Fairbairn took out a patent for 'Certain Improvements in the Construction and Arrangement of Steam-engines'. It referred to making the engines direct acting, and bringing the working parts into a smaller compass.¹⁷⁰ However it remains unclear exactly what was included. In 1845 *The Practical Mechanic and Engineer's Magazine* published a Table of 95 leading marine engines.¹⁷¹ It included twelve Fairbairn engines from the six years 1839-45, the last years of the dominance of the paddle-wheel before it was replaced by the propeller. Several features are apparent from these Fairbairn engines - the move from side-lever (up to 1842), to oscillating (1842-3) to direct-action (from 1843); the increasing horsepower, from 21 to 290; the increasing cylinder diameter and length of stroke; and the increasing paddle-wheel diameters, from 10ft4in to 27ft. These engines are listed in Table 5.2. Information is limited as illustrations are currently known of only

¹⁶⁶ *The Practical Mechanic's Journal*, 6, 1853-4, 216.

¹⁶⁷ Young, *Fouling and Corrosion*, p.27; E C Smith, 'Thames Steam Pioneers: The Iron Shipbuilders', *Lloyds List*, 26 March 1924; W Fairbairn, *Remarks on Canal Navigation, illustrative of the Advantages of the Use of Steam, as a Moving Power on Canals ..*, (1831), pp.34-40.

¹⁶⁸ A P Bogolyubov, *Nevka 1838 – Detail* (Central Naval Museum, St Petersburg) at http://allart.biz/photos/image/bogolyubov_alexey-315-steamboat-nevka-1838.html

¹⁶⁹ J H M Abbott, *The Newcastle Packets and the Hunter Valley*, (1942), facing p.84.

¹⁷⁰ Patent No. 9,072, Sept. 1841; *Life*, p.338;

¹⁷¹ *The Practical Mechanic and Engineer's Magazine*, 4, 1845, 243ff. In fact it listed 93, but with duplicates there were 101.

four Fairbairn marine engines. One is the side-lever engine of the *Nevka*, and the other three, for the wooden-hulled ships *Vulture*, *Dragon*, and *Odin*, built by the Admiralty, are almost identical direct-action engines, with ‘grasshopper’ motion. These were amongst the most powerful of their day and widely admired.¹⁷² It was the side-lever marine engine which Fairbairn transferred to textile mills, and the ‘grasshopper’ motion that he transferred to the winding engine at Astley Pit.¹⁷³

Table 5.2. Marine Steam Engines by Fairbairn
as listed in *The Practical Mechanic and Engineer's Magazine*, 1845.

Type	Year	Ship	HP each engine	No. of engines	Cylinder diameter	Cylinder stroke	No. per minute	P-wheel diameter
Side-lever	1839	Dolphin	21	2	28"	2'0"	35	10'4"
	1839	Enterprise	21	2	27 ¹ / ₄ "	2'6"	34	12'6"
	1840	Rose	53	2	40 ³ / ₄ "	3'6"	29	17'0"
	1840	Thistle	53	2	40 ³ / ₄ "	3'6"	29	17'0"
	1841	Agir	41	2	36 ³ / ₄ "	3'0"	30	16'0"
	1842	Hamlet	21	2	27 ¹ / ₂ "	2'3"	38	5'6"
Oscillating	1842	Rocket	10	2	19"	2'0"	40	9'8"
	1843	L.Burgoyne	46	2	39"	3'0"	32	16'0"
Direct-action	1843	Cormorant	158	2	65 ¹ / ₂ "	5'3"	22	26'8"
	1844	Vulture	248	2	80 ⁵ / ₈ "	5'9"	19	26'6"
	1845	Dragon	290	2	87 ¹ / ₂ "	5'9"	19	27'0"
	1845	Odin	290	2	87 ¹ / ₂ "	5'9"	19	26'6"

Fairbairn’s position as a marine engine builder can be appreciated by an analysis of the *Practical Mechanic’s* 1845 Table of leading marine engines. The firms with more than five listed engines were Maudslay and Fairbairn (12 each), Robert Napier (9) and Seaward (7).

Second, there were boilers. Fairbairn was involved in the early transfer of multi-tube boilers from locomotive to marine use and their subsequent development. Multi-tube locomotive boilers originated from Marc Seguin in France in 1828 and Robert Stephenson’s *Rocket* the following year.¹⁷⁴ The first ‘horizontal tubular locomotive

¹⁷² Only those of Brunel and Guppy for the *Great Britain* (300hp), Seaward for the *Penelope* (320hp) and Maudslay for the *Retribution* and the *Terrible* (400hp) were more powerful. *Nevka*: T Tredgold, *The Steam Engine*, (1844), Appendix A. *Vulture*: *CE&AJ*, 6,1843, 71 and Plates II,III; *The Practical Mechanic*, 3, 1844, 344 and Plates I,II. *Dragon*: [Scott], *Engineer and Machinist’s Assistant*, Description of Plates, pp.69-71 and Plates 74-7. *Odin*: Bourne, *A Treatise on the Steam Engine*, (1851 ed.), pp.179-80 Plate I.

¹⁷³ See Chapter 6.7; W Fairbairn, ‘On a New Description of Winding Engine’, *MPIME*, 4, 1853, 137-42 and Plates 32 and 33.

¹⁷⁴ Dickinson, *Steam Engine*, p.123.

boiler' for a steamboat appears to have been by William Gravatt in 1829 for an iron steamboat built by Fenton & Murray of Leeds.¹⁷⁵ After this Robert Stephenson supplied a *Planet*-type multi-tubular boiler for Fairbairn & Lillie's first steamboat for the Forth & Clyde Canal in 1830-1.¹⁷⁶ Fairbairn's *Sirius* of 1837 had 'locomotive tubular boilers' and in the same year he provided boilers for two French-built ships, the *Castor* and the *Pollux*, each with three boilers containing 51 tubes.¹⁷⁷ In the table of 95 engines referred to above, six engines are noted as having tubular boilers, including two by Fairbairn, and one each by Boulton & Watt, Penn, Seaward and Maudslay. All these six boilers are later than the *Sirius*, but further research is necessary to ascertain the early history of multi-tube marine boilers. The speed of development of marine boiler technology can be appreciated from Fairbairn's three boilers for *HMS Dragon* in 1845. Only fifteen years on from the introduction of small multi-tube marine boilers, these each contained 1,200 tubes of 3in. diameter.¹⁷⁸

Third, there were iron hulls. Fairbairn records being hampered in the early 1830s by a lack of data on the properties of iron for shipbuilding. To overcome this, he and Hodgkinson undertook very extensive experiments in 1838-9, with the intention of showing 'that the iron ship, when properly constructed, is not only more buoyant, but safer, and more durable than vessels built of the strongest English oak'.¹⁷⁹ The initial results were published in 1840, but the full results not until 1850, in the *Philosophical Transactions of the Royal Society*.¹⁸⁰ This delay may have been for commercial advantage but this would be out of character for Fairbairn. More likely reasons were the financial pressures and the difficulties faced at Millwall in the 1840s. Fairbairn's four-part paper to the Royal Society was his primary contribution to the development of iron shipbuilding, providing shipbuilders with definitive information on the strength

¹⁷⁵ Young, *Fouling and Corrosion*, p.27; Corlett, *The Iron Ship*, p.25.

¹⁷⁶ See Chapter 4.8. I am grateful to Dr Michael Bailey for this information. He advises that this boiler may have been subcontracted to the Bedlington Iron Works. (e-mail 2 March 2015).

¹⁷⁷ *CE&AJ*, 4, 1841, 147; *Railway Magazine*, 3, 1837, 319; *Mémoires et Compte Rendu des Travaux de la Société des Ingénieurs Civils de France*, 1908, 368. A drawing, dated October 1837, signed by Wm. Fairbairn, is held in the Portefeuille of the Conservatoire des Arts et Métiers, Paris.

¹⁷⁸ [Scott], *Engineer and Machinist's Assistant*, p.70.

¹⁷⁹ W Fairbairn, 'An Experimental Inquiry into the Strength of Wrought-Iron Plates and their Riveted Joints as applied to Ship-building and Vessels exposed to severe strains', *Philosophical Transactions of the Royal Society*, Part 2, 1850, 677.

¹⁸⁰ *BAAS1840*, pp.201-2; J Grantham, *Iron, as a Material for Ship-Building; being a communication to the Polytechnic Society of Liverpool*, (1842), p.16; Fairbairn, 'An Experimental Inquiry', 677-725.

of iron plates and, more importantly, on the strength of riveted joints, leading to stronger, but lighter, ships.

Part 1 measured the strength of plates under tensile strain and compared the results with published figures for various timbers, concluding that a 1/2 inch iron plate equalled a 2 1/2 inch thick oak plank. Here and in Part 2, the Fairbairn Lever was again in use. Part 3 compared the effects of impact on iron plates and oak planks.

Part 2, 'On the Strength of Iron Plates united by Rivets, and the best mode of Riveting', was the major part of the paper. Riveting had been used in boilermaking from 1810 and in shipbuilding from the 1820s. It continued to be used until the mid-twentieth-century by which time wrought-iron had been replaced by steel, and riveting was largely replaced by welding. Up to Fairbairn's work in 1838, nothing of any consequence had been done on this subject. There was a widespread, and wholly erroneous, assumption that a well-riveted joint was stronger than the plate itself.¹⁸¹ Fairbairn undertook tests with pieces of iron riveted together with different arrangements of rivets. These showed that a joint made with a single row of rivets had only a little over half the strength of the plate. Even double rows of rivets only reached 70 per cent of the strength of the plates.¹⁸² Three decades after Fairbairn's paper, the Institution of Mechanical Engineers formed a Committee on the Form of Riveted Joints. In its First Report to Council in 1881, its Reporter, William Unwin, referred to Fairbairn's paper as 'the earliest published experiments on riveted joints', and probably the most influential in practice.¹⁸³

Part 4 covered experiments on rolled and built-up wrought-iron beams. Fairbairn illustrated and recommended forming the sheathing of ships' hulls into a cellular form similar to the Britannia and Conway Bridges.¹⁸⁴ It is reasonably certain that cellular

¹⁸¹ Fairbairn, 'An Experimental Inquiry', 688.

¹⁸² Fairbairn, 'An Experimental Inquiry', 700.

¹⁸³ [W Unwin, reporter], *First Report to the Council of the Institution of Mechanical Engineers on the Form of Riveted Joints*, (1881), quoted in Smith, *Contribution*, p.3. In a recent paper on the 'Evolution of historical riveted connections' by Belgian scholars, Fairbairn is the only nineteenth-century researcher specifically mentioned (Q Collette, I Wouters and L Lauriks, 'Evolution of historical riveted connections: joining typologies, installation techniques and calculation methods', in C A Brebbia and L Binda (eds.), *Structural Studies, Repairs and Maintenance of Heritage Architecture XII*, 2011, 295-306).

¹⁸⁴ Fairbairn, 'An Experimental Inquiry', 705.

construction for ships post-dated the bridge experiments, making this a case of reciprocal transference – the concept of the hull of a ship as a beam generating the great girder bridges, and then the cellular construction from the bridge experiments transferring back to strengthen ships' hulls. The cellular system is referred to in Scott Russell's description of Brunel's *Great Eastern*, begun in 1854:

the next characteristic feature being the introduction by Mr Brunel of a double bottom ... and the doubling of the upper deck - an addition which closely identifies the structure with the cellular bridge system of Mr Robert Stephenson, Mr Fairbairn, Mr Hodgkinson and Mr Clark.¹⁸⁵

Fairbairn brought steam-driven riveting to engineering in 1837, the year before his experiments on wrought-iron plates and riveted joints. The riveting machine was illustrated in his paper to the Royal Society.¹⁸⁶ Fairbairn and Robert Smith, described as 'manager of the Manchester works', had introduced the machine when faced with a boilermakers strike. Enthusiastic about it, Fairbairn claimed that it enabled one man to do the work previously done by twelve, with 'unerring precision', and without 'the constant deafening clangour of the boiler-maker's hammer'.¹⁸⁷ Other engineers were also enthusiastic. Robert Armstrong wrote, in 1839, of the 'impossibility of overrating the importance of this invention'. If it had been predicted three years earlier that an establishment would be able to turn out a boiler a day, it 'would have been treated as the wildest romance'.¹⁸⁸ By October 1838 the machine was advertised as 'ready to supply'.¹⁸⁹ The first sale was to peer engineer Benjamin Hick at Bolton.¹⁹⁰ Fairbairn read a paper about it at the British Association meeting in 1838, and it was exhibited at an exhibition held in conjunction with the Association's meeting in Manchester in 1842, and again at the Great Exhibition in 1851.¹⁹¹ It dramatically changed boilermaking, including marine boilers.

¹⁸⁵ Quoted in P Banbury, *Shipbuilders of the Thames and Medway*, (1971), p.247.

¹⁸⁶ Fairbairn, 'An Experimental Inquiry', 689; Plate LVI. This was an improved version. There is an illustration of the earlier model in *BAAS1838*, p.s161.

¹⁸⁷ *Life*, pp.163-4, 341; Fairbairn, 'An Experimental Inquiry', 688; *Manchester Times & Gazette*, 27 October 1838.

¹⁸⁸ R Armstrong, *The Boilers of Steam Engines: Their Calculation, Construction, and Management with a view to the Saving of Fuel ...*, (new edition 1839), pp.204-5.

¹⁸⁹ *Manchester Times & Gazette*, 27 October 1838.

¹⁹⁰ Armstrong, *Boilers*, p.204.

¹⁹¹ W Fairbairn, 'On the Application of Machinery to the Manufacture of Steam-Engine Boilers, and other Vessels of Wrought Iron or Copper, subject to Pressure', *BAAS1838*, pp.160-2; *MG*, 22 June 1842; *1851 Great Exhibition: Official Catalogue*, Class VI, Item 200.

Fairbairn drove the development of the riveting machine and his name is associated with it, but the indications are that he received a 'useful hint' from elsewhere. Thirty years later John Bourne wrote that he used machine-riveting in Dublin in 1836, and that it was only after his foreman moved to Fairbairn's 'that the riveting machine made its appearance in Manchester'.¹⁹² In June 1836 Smith filed a patent, which was never enrolled.¹⁹³ In February 1837 another patent was enrolled, at Fairbairn's expense, but in Smith's name, because he 'was the person first to accomplish the task'.¹⁹⁴ Fairbairn may have received a 'useful hint' from Dublin, but it was he who had the entrepreneurial drive to develop, patent and market the machine. The initial machine was cumbersome and around 1840 Fairbairn brought out an improved version which was more compact and on rails.¹⁹⁵ The speed, economy, lack of noise, and quality of work of the machine ensured its rapid spread by way of sales to other engineering firms. J J Mayer of Mulhouse purchased one and modified it by adding a clutch to stop the machine if a rivet was poorly positioned.¹⁹⁶ In 1844 Schneiders at Le Creusot produced a modification of the machine.¹⁹⁷ In 1845 James Garforth patented a machine using the direct application of the expansive force of steam.¹⁹⁸ This was followed by hydraulic riveting. Yet Fairbairn's machine remained in use for over twenty years: one was ordered in 1860 by the contractor for the Tarradale Viaduct near Melbourne.¹⁹⁹

This research and the riveting machine highlighted two major problems affecting the building of ships' hulls – the need to double-rivet and that the use of the riveting machine was made practically impossible by every plate in a hull being cut to the curved lines of the seams from stem to stern. In 1842 Fairbairn lodged a patent to

¹⁹² *Engineering*, 3, 1867, 122.

¹⁹³ Patent No. 7126; Hayward, p.2.50.

¹⁹⁴ *Life*, p.164. Two forms were considered, one with a screw mechanism favoured by Smith and one with a lever mechanism, favoured by Fairbairn, who says, '... the screw would be too slow; and before any further steps were taken, I insisted on making a trial with the punching-machines which were in daily use. This was done on the following day, and Mr Smith produced as fine a specimen of riveted work as I have seen either before or since'. (*Life*, p.163).

¹⁹⁵ *CE&AJ*, 6, 1843, 115-6.


¹⁹⁶ A Garanger, 'Industrial Mechanisation' in M Daumas (ed.), *A History of Technology and Invention: Progress through the Ages. Volume III The Expansion of Mechanisation 1725-1860*, (English Translation by E B Hennessy 1970), p.154.

¹⁹⁷ *CE&AJ*, 7, 1844, 356-7.


¹⁹⁸ Dempsey, *Tubular and other Iron Girder Bridges*, pp.19-20.

¹⁹⁹ *The Argus* (Melbourne), 2 June 1860.

overcome both these problems.²⁰⁰ The framing of the ship would be longitudinal rather than vertical. The plates would then be vertical and of the same standard width, which would enable them to be fixed by machine riveting. In addition the plates would have thickened edges to obviate double riveting. The often critical Woodcroft described this as ‘amongst the most brilliant creations of Fairbairn’s mind’. *HMS Grappler* was built by this method but it failed at an unexpected critical point. The thickened-edge plates came off the rollers buckled and twisted, to the extent that great difficulty was experienced in obtaining enough plates to complete the ship.²⁰¹ Faced with severe financial difficulties, Fairbairn reverted to conventional construction. The use of vertical plating subsequently became the norm, although thickened-edge plates never did, and ultimately welding replaced rivets. Here were brilliant and far-sighted ideas that failed through a completely unforeseen technical difficulty, which wider financial problems extinguished any motivation to overcome.



Illus. 5.14: P&O Liner *Sir Henry Pottinger*²⁰²



Illus. 5.15: HMS *Megaera*²⁰³

In the early 1840s the Millwall yard was obtaining orders for major ships, including the penultimate ship built by Fairbairn, the *Sir Henry Pottinger*, ordered by P&O in 1844. She was a paddle-wheeled barque to carry passengers and mail.²⁰⁴ With the exception of Brunel’s *Great Britain*, she was the largest steamship built at that

²⁰⁰ Patent No. 9,409, July 1842; *MM*, 38, 1843, 142.

²⁰¹ [Woodcroft] VII; G D Dempsey, *Tubular and other Iron Girder Bridges*, (1850), p.16; *The Practical Mechanic and Engineer’s Magazine*, 2nd Series Vol.I, 1845-6, 8. The diagram in Hayward, *Megaera*, p.35 is incorrect in that it does not show the plates applied vertically. The thickening of the plate edges may be another innovation where Fairbairn was indebted to a ‘hint’ from Bodmer who, some years earlier, had patented a system where thickened edges of the sheathing plates interlocked with a shaped back-plate (*The Practical Mechanic and Engineer’s Magazine*, 2nd Series Vol.I, 1845-6, 9; Dempsey, *Tubular and other Iron Girder Bridges*, p.15).

²⁰² Hayward, *Megaera*, p.27.

²⁰³ Hayward, *Megaera*, p.55. Photograph c1855 on the Black Sea during the Crimean War.

²⁰⁴ *Shipping Gazette and Sydney General Trade List*, 12 September 1846, 262; at http://www.pbenyon.plus.com/Gazette/Shipping_Steam/pottinger.html (accessed 19.10.09).

date.²⁰⁵ Her 450hp engines were by Miller & Ravenhill but it is unclear why P&O separated the contract for the ship from that for its engines.²⁰⁶ The final ship built by Fairbairn was HMS *Megaera*, a frigate with engines by Rennie, much delayed because of changes by the Admiralty.²⁰⁷ She embodied the other great development in iron-shipbuilding in these years, the replacement of paddle-wheels by propeller.²⁰⁸

What then was Fairbairn's position in the new iron ship-building industry? On the basis of tables published at the time it is clear that his firm was the major iron shipbuilder during the formative decade, 1835-44. Of 314 ships listed in an 1845 'Table of British and Foreign Steam Vessels', 94 (30%) were of iron.²⁰⁹ Another 1845 list included '166 Steam Vessels' - in fact there were 168 - described as 'a considerable proportion of the most remarkable of the steam marine of this country', of which seventy (41.7%) were of iron construction, but only three did not appear on the longer list.²¹⁰ The iron ships from these two lists have been combined, with duplicates eliminated, leaving 97 leading iron steamships. Of these, the only builders of three or more ships, (together accounting for 68%) are listed in Table 5.3.

Table 5.3 Iron Steamships built up to 1845
(from *Civil Engineer and Architect's Journal* and *The Practical Mechanic and Engineer's Magazine*)

Builder	[1] Iron ships and engines	[2] Iron ships with engines by others	[3] Total iron ships [1]+[2]	% of total of 97 iron ships
Fairbairn	21	5	26	26.8%
Ditchburn	-	19	19	19.6%
Lairds	-	13	13	13.4 %
R. Napier	4	-	4	4.1%
Tod & MacGregor	4	-	4	4.1%

From this table it is apparent that, in terms of numbers, Fairbairn was the leading iron ship-builder of the decade and that, unlike Ditchburn and Lairds, he had the capability to build both iron ships *and* their engines. However Woodcroft did not consider him the most influential early iron shipbuilder. He wrote that, 'It is to ... the

²⁰⁵ *The Times*, 30 March 1846.

²⁰⁶ 'P&O Heritage. Ship Fact Sheet - Pottinger (1846)'; at <http://www.poheritage.com> (accessed 18.04.11)

²⁰⁷ Hayward, *Megaera*, pp.43-7.

²⁰⁸ In 1846 Fairbairn took out a patent for 'an improvement in the mode of driving the screw propeller, by the application of a large wheel with internal teeth. It is believed that a pair of engines were constructed on this plan, but it never came into general use' (*Life*, pp.338-9).

²⁰⁹ *CE&AJ*, 8, 1845, 352-4.

²¹⁰ *The Practical Mechanic and Engineers' Magazine*, 4, 1845, 243ff.

skillful and daring experiment of Macgregor Laird in 1831, of constructing the *Alburkah* ... which was sent to the coast of Africa, and ascended the Niger with his celebrated expedition of discovery, that the real rise of iron shipbuilding should be traced'.²¹¹ This view is followed, at least by implication, by D Headrick, although clearly unaware of Woodcroft. Headrick points to the scepticism of the public and purchasers of ships, towards iron steam-ships in 1830. It would take spectacular examples to dispel their doubts. *The spectacular example was the Alburkah, entering history as the first ocean-going iron steamship.*²¹² Undoubtedly this was an epic voyage,²¹³ but the statistics in the tables above, the technical developments and experimental work, the excitement engendered by launches at Millwall, the building of two Royal Yachts, and the export of ships to Europe, the Black Sea, the Baltic, the East India Company and Australia, all point to Fairbairn's wider influence.²¹⁴

Fairbairn was a visionary. Showing Woodcroft over the *Lord Dundas* under construction in 1831, he said,

I am too old but you may yet live to see almost every ship afloat made of iron; the wooden ships will be the exception, and the iron ships of the future will possess a lightness, strength, and durability unknown to wooden vessels.²¹⁵

And, speaking at the Manchester Mechanics' Institution in 1852,

we might reasonably conclude ... that the iron ship, of British origin, [will] yet ride triumphant on every sea, as the harbinger of peace, the supporter of commerce, and the great and only security of our national defence.²¹⁶

Fairbairn's interest in shipbuilding did not stop when he ceased building ships. In February 1860 he presented the first paper of scientific note on the strength of ships, to the Manchester Literary and Philosophical Society and to the Liverpool

²¹¹ [Woodcroft] VI.

²¹² D R Headrick, *The Tools of Empire: Technology and European Imperialism in the Nineteenth Century*, (1981), pp.26-8. Headrick makes no reference to Fairbairn. Nor does Bernstein, *Steamboats on the Ganges*, which Headrick describes as 'a model monograph in the social history of technology'. Yet Fairbairn built nine ships for the Ganges and Hoogley Rivers for the East India Company.

²¹³ M Laird, and R A K Oldfield, *Narrative of an Expedition into the Interior of Africa by the River Niger in the Steam-Vessels Quorra and Alburkah, in 1832, 1833, and 1834*. (1837). Medicine was not as advanced as shipbuilding and when the *Alburkah* returned to Liverpool only nine of the original crew of forty-eight were alive.

²¹⁴ Appendix 5.2. Robb describes Fairbairn as 'the most ardent and probably the most effective of those who supported the use of iron' for shipbuilding (A M Robb, 'Shipbuilding' in C Singer, E J Holmyard, A R Hall and T I Williams (eds.), *A History of Technology: Volume V, the late nineteenth century c1850-c1900*, (1958), p. 351.

²¹⁵ [Woodcroft] VI.

²¹⁶ *The Mining Journal*, 22, 1852, 182.

Polytechnic Society.²¹⁷ Two weeks later it was repeated to the newly formed Institution of Naval Architects, in London.²¹⁸ It was received with lively interest, was widely reported and heralded the era of strength research in shipbuilding.²¹⁹ His approach was described in 2014 as close to ‘a very modern ultimate strength calculation’.²²⁰

5.6. Research, Reports and Papers

Fairbairn’s research, reports and papers contributed to his success, in that they helped to make him widely known and in some cases had important commercial consequences. Some related to specific areas of work and are referred to in the sections relating to that work, notably shipbuilding and bridges. This section addresses his more general work in the sphere of materials science, together with consultancy reports, forensic reports and the importance to him of the British Association, all with particular reference to his years as sole proprietor.

The strength of material under tension has long been regarded as one of the most important characteristics required for design, quality control and life prediction of structures and plant. It is of fundamental importance to the world economy today.²²¹ By the mid-1830s Fairbairn and Hodgkinson had investigated the comparative strength of 57 samples of cast iron from 26 manufacturers, measuring deflection under a given load. In 1837 the results were included, together with subsequent experiments on the effects of time, temperature, and repeated remelting, in Fairbairn’s first paper to the Manchester Literary & Philosophical Society.²²² The tables, the most comprehensive at that time, extended to over a hundred pages.

²¹⁷ *Proceedings of the Manchester Literary and Philosophical Society*, 1859-60, 200-3; *MG*, 18 February 1860; *CE&AJ*, 23, 1860, 70-1; *MM*, 9 March 1860, 158-61.

²¹⁸ W Fairbairn, ‘The Strength of Iron Ships’, *Transactions of the Institution of Naval Architects*, 1, 1860, 71-81.

²¹⁹ *The Engineer*, 9, Jan-June 1860, 215-6; *MM*, 9 March 1860, 151, 169-70; *MM*, 30 March 1869, 210.

²²⁰ E Lehmann, ‘The Historical Development of the Strength of Ships’ in E Stein (ed.), *The History of Theoretical, Material and Computational Mechanics – Mathematics Meets Mechanics and Engineering*, (2014), pp.270-2.

²²¹ M S Loveday, T Gray and J Aegerter, ‘Tensile Testing of Metallic Materials: A Review’, (TENSTAND –Work Package 1- Final Report, 2004), pp.2, 5.

²²² W Fairbairn. ‘An Experimental Inquiry into the Strength and Other Properties of Cast Iron from Various Parts of the United Kingdom’, *Memoirs of the Manchester Literary & Philosophical Society*, 1842, 171-273. See also Fairbairn, *Application*, Table opposite p.74; *BAAS1837*, pp.377-415.

Their importance in providing practical engineers with the strengths of different irons ensured they were widely publicised. They were cited in the engineering literature on the Continent, including by Morin in France, and Weisbach in Germany – the latter translated into English, Swedish, Russian and Polish.²²³

The earliest sustained-load or creep tests in this country were commenced by Fairbairn in 1837 when deflections of cast-iron bars under various loads were measured for up to seven years. The results showed that long-continued strain lessened and ultimately, however remotely, destroyed the iron's power of resistance.²²⁴ Prior to Fairbairn the only experiments on creep were by the French engineer, Vicat, who tested four iron wires under tensile load from 1830 to 1833.²²⁵ Creep testing is generally considered a twentieth-century subject and Fairbairn's work remained without parallel for over seventy years, until the works of Chevenard, Dickenson and Lea between 1919 and 1924, and the first book on creep in metals by H J Tapsell in 1931.²²⁶

Other tests were undertaken to determine the effect on cast-iron of repeated re-meltings - 'almost a modern concept'. These tests found re-meltings advantageous to strength and tenacity.²²⁷

Fairbairn also addressed the effects of temperature on the strength of cast iron – one of the first recorded investigations of the influence of temperature on mechanical properties. He used the apparatus he had used for sustained-load tests, suitably

²²³ A Morin, *Résistance des Matériaux*, (3rd ed. 1862), pp.65, 71; J Weisbach, *Lehrbuch der ingenieur- und maschinen-mechanik*, (3 vols. 1845-62) referred to in S P Timoshenko, *History of Strength of Materials ...*, (1953), p.123.

²²⁴ W Fairbairn, 'On the Strength and Other Properties of Cast Iron obtained from the Hot and Cold Blast', *BAAS1837*, pp.377-415; W Fairbairn, 'Appendix to a Report On the Strength and Other Properties of Cast Iron obtained from the Hot and Cold Blast', *BAAS1842*, pp.88-92; *Application*, pp.50-7; A I Smith, 'William Fairbairn and Mechanical Properties – 50,000 hours sustained-load tests on iron bars', *The Engineer*, 216, July-Dec.1963, 543-5.

²²⁵ L J Vicat, 'Note sur l'allongement progressif du fil de fer soumis à diverses tensions', *Annales des Ponts et Chaussées*, 7.1, 1834, 40-4.

²²⁶ L Haworth, 'The Importance of Properties of Materials to the designer', in T F Roylance (ed.), *Engineering Design: Papers given at the University of Nottingham Summer School of Engineering Design, September 1964*, (1966), p.114; P Chevenard, 'Sur la viscosité des aciers aux températures élevées', *Comptes Rendus de l'Académie des Sciences*, 169, 1919, 712-6; J H S Dickenson, 'Flow of Steels at a Low Red Heat and Scaling of Heated Steels', *Journal of the Iron and Steel Institute*, 106, 1922, 103-54; F C Lea, 'Effect of Low and High Temperatures on Materials', *MPIME*, 107, 1924, 1053-96; H J Tapsell, *Creep of Metals*, (1931).

²²⁷ Fairbairn, *Application*, pp. 59-65; Smith, *Contribution*, p.3.

modified, to obtain temperatures from below freezing to 600°F, using snow, boiling water and molten lead.²²⁸ He found that cast iron loses strength when heated above 120°F and becomes insecure below freezing point.²²⁹ Twenty years later he would undertake similar work with wrought-iron plates and rivet iron, having in mind structures in the cold of winter and heat of summer, and pans or boilers with boiling liquids on one side and a furnace on the other. For this he used Fairbairn's lever and a more sophisticated heating apparatus in what are believed to be the first tests to demonstrate the substantial increase in tensile strength in irons heated to 100-200°C, a feature demonstrated by subsequent investigators.²³⁰ At that time he also measured the elongation of test-bars under different loads at different temperatures, realising the importance of ductility in construction materials - 'ductility is, for practical purposes, the true measure of [wrought-iron's] strength and practical utility'.²³¹

Consultancy reports covered several topics including one for mill-owners on the River Bann in Northern Ireland who faced intermittent water power. This resulted in the construction of the Lough Island Reavy and Corbet Lough reservoirs, for which J F Bateman was engineer, and William Dargan – a future friend and client of Fairbairn - was the contractor.²³² It also led to work for Fairbairn, building at least two waterwheels on the Bann, at Hazelbank and Seapatrick.²³³ In Liverpool huge fire losses provoked a call for 'fire-proof' warehouses and a report, subsequently published, was commissioned from Fairbairn by building contractors, S & J Holme.²³⁴ His recommendations referring to non-combustible materials, compartment walls and staircases within isolated shafts are echoed in today's Building Regulations. Two

²²⁸ Fairbairn, *Application*, pp.57-9; Fairbairn, 'Strength and Other Properties of Cast Iron' pp.406-15; A I Smith, 'William Fairbairn and Mechanical Properties of Metals: Effect of Temperatures on Strength', *The Engineer*, 216, July-Dec.1963, 1015.

²²⁹ Fairbairn, *Application*, p.59.

²³⁰ W Fairbairn, 'On the Tensile Strength of Wrought iron at Various Temperatures', *BAAS1856*, pp.405-22 and Plates 4 and 5; Smith, 'Effect of Temperatures on Strength', 1016-7; M S Loveday, 'High temperature and time dependant mechanical testing: an historical introduction', in M S Loveday, M F Day and B F Dyson (eds.), *Measurement of high temperature properties of materials*, (1982), pp.1-5.

²³¹ Fairbairn, *Iron Ship Building*, p.22

²³² W Fairbairn and J F Bateman, *Reservoirs on the River Bann, in the County of Down, Ireland, for more effectually supplying the mills with water*, (1836); J F Bateman, 'Description of the Bann Reservoirs, County Down, Ireland', *MPICE*, 1, 1841, 168-70; F Mulligan, *William Dargan: An Honourable Life 1799-1867*, (2013),p.57.

²³³ E R R Green, *The Industrial Archaeology of County Down*, (1963), pp.7-13

²³⁴ W Fairbairn, 'Report on the Construction of Fire-Proof Warehouses, with introductory remarks by Samuel Holme', (1844); *MG*, 27 November and 4 December 1844; *The Practical Mechanic and Engineer's Magazine*, 4, 1845, 105-8.

other reports on buildings were for the Anti-Corn-Law League, when Fairbairn was called to advise on the safety of the League's temporary 'pavilion' on Peter Street in 1841, and on a more permanent structure three years later.²³⁵ Fairbairn did not take an active part in the League, but that he was presented with a gold snuff-box suggests that he undertook this work on a pro-bono basis.²³⁶

From 1841 Fairbairn undertook many investigative reports for coroners' courts, most arising from boiler explosions.²³⁷ His first, with Richard Roberts, was in connection with an explosion at Jersey Mill, Ancoats.²³⁸ In 1844 he reported, with David Bellhouse, on the dramatic collapse, with twenty fatalities, of Radcliffe's five-storey mill in Oldham which was nearing completion - a progressive collapse resulting from badly-designed cast-iron beams and ill-positioned tie-rods.²³⁹ The range of Fairbairn's advisory and forensic reports was wide, encompassing what are now the disciplines of mechanical engineering, and structural engineering and some civil engineering.

Fairbairn read various papers to the British Association from the mid-1830s. His participation in the Association was important in his ascent to a position of prestige and influence. From 1837 to the Manchester meeting in 1842 he delivered eight papers on subjects including the strength and other properties of cast-iron, the riveting machine, 'creep', iron as a substitute for wood in shipbuilding, and smoke prevention.²⁴⁰ There was also a paper on a particularly ingenious steam-powered scoop, designed for drainage work at Haarlem, but apparently never built.²⁴¹ In the

²³⁵ *Manchester Times & Gazette*, 14 January 1840; *MG*, 28 January 1843; T Wyke, *A Hall for All Seasons: A History of the Free Trade Hall*, (1996), p.10.

²³⁶ *Life*, pp.466-7.

²³⁷ See Chapter 9.6.

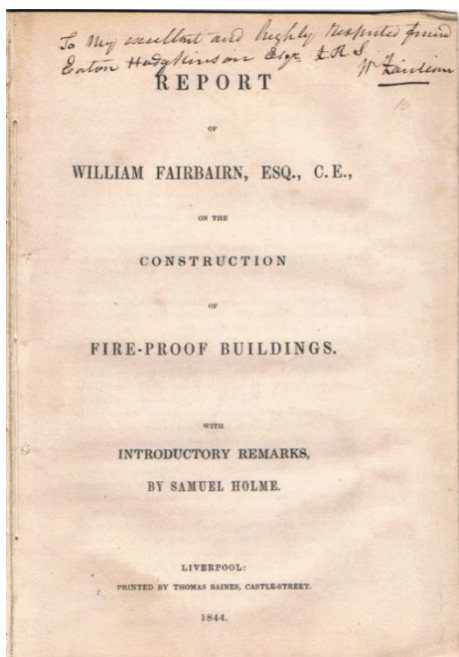
²³⁸ *MG*, 13 November 1841; *CE&AJ*, 5, 1842, 51-2.

²³⁹ Fairbairn, *Application*, pp.274-9; *MG*, 6, 9 and 20 November 1844 and 9 July 1845; *MM*, 41, 1844, 348-51 and 43, 1845, 220-1; *CE&AJ*, 7, 1844, 429-32; *ILN*, 9 November 1844, 301.


²⁴⁰ W Fairbairn, 'On the Strength and Other Properties of Cast Iron obtained from the Hot and Cold Blast', *BAAS1837*, pp.377-415; *MM*, 27, April-Sept.1837, 453-5; W Fairbairn, 'On the Application of Machinery to the Manufacture of Steam-Engine boilers, and other vessels of Wrought-Iron or Copper, subject to Pressure', *BAAS1838*, p.160; *MM*, 29, April-Sept.1838, 473-4; W Fairbairn, 'On the effect of weights acting for an indefinite time on bars of iron', *BAAS1839*, p.s126; W Fairbairn, 'On the fan-blast as applied to furnaces', *BAAS1840*, p.s199; W Fairbairn, 'On the Strength of Iron, and its application as a substitute for wood in ship-building', *BAAS1840*, p.s201; Fairbairn, 'On Combustion of Coal', pp.s107-8; *MM*, 37, July-Dec.1842, 31-2; *MG*, 29 June 1842.

²⁴¹ W Fairbairn, 'On raising water from low lands', *BAAS1840*, p.s210; *CE&AJ*, 3, 1840, 412-3;

Mechanical Science Section at the Manchester meeting Fairbairn was amongst friends and peers - a remarkable group of Manchester engineers and national figures. President of the Section was Professor Willis from Cambridge, hosted by John Kennedy. Vice-Presidents were Fairbairn and Hodgkinson, together with Sir Marc Brunel and Sir John Robison, both of whom were hosted by the Fairbairns at their new home at the Polygon.²⁴² The Secretaries of the Section were James Thomson, Professor of Mathematics at Glasgow, whose son, James, would become Fairbairn's pupil the following year; Fairbairn's new son-in-law J F Bateman; J Scott Russell and Charles Vignoles, whose son, Hutton was one of Fairbairn's pupils. The Sectional Committee included Fairbairn's old friend George Stephenson, and the Manchester engineers Roberts, Whitworth, Nasmyth and Kennedy.²⁴³ Fairbairn's contributions to the British Association were not his only papers at this time. He spoke to the Manchester Geological Society about pumping water from coal mines, and there were two papers to the Institution of Civil Engineers on his Turkish work.²⁴⁴



Illus. 5.16: Fairbairn's Report on the Construction of Fireproof Buildings. Presented to Eaton Hodgkinson.²⁴⁵



Illus.5.17: Fall of Radcliffe's new mill at Oldham, on which William Fairbairn and David Bellhouse reported at the inquest.²⁴⁶

G D Dempsey, *Rudimentary Treatise on the Drainage of Districts and Lands*, (2nd ed.1854), pp.80-1; *Life*, p.180.

²⁴² MG, 22 June 1842.

²⁴³ BAAS1842, p.ix; *Manchester Times and Gazette*, 25 June 1842.

²⁴⁴ Fairbairn, 'On the Economy of raising Water from Coal Mines', 179-94 and Plate 8; Fairbairn, 'Experimental Researches', 225-45; Fairbairn, 'Description of a Woollen Mill', 125-6.

²⁴⁵ The inscription, dating from before Hodgkinson and Fairbairn disagreed, reads, 'To my excellent and highly respected friend Eaton Hodgkinson Esq. FRS. W. Fairbairn'.

²⁴⁶ ILN, 9 November, 1844, 301

5.7. Conclusion

During the decade of sole proprietorship Fairbairn continued to build mills with their prime movers – steam engines or waterwheels – and power transmission which, through optimisation, embodied much of the latest technology. This technology was diffused to many parts of Europe through publications, through visitors to the mills he had built, and by Fairbairn's personal contacts with clients in Germany, Russia and Turkey. The joint working of engineers and architects on major industrial buildings was new. His work in the field of mill-building supports Fitzgerald's claim that in the 1830s he was 'undoubtedly the best known mill builder in the country', indeed his mills with their prime-movers and power transmission mark him out as the leading mill-builder of his day.²⁴⁷

Fairbairn's major contribution to shipbuilding was his research into the strength of wrought iron plates and of riveted joints. These are believed to have been the first experiments on the strength of riveting ever made and for the next forty years they 'probably had more influence in determining the proportions adopted in practice than any others'.²⁴⁸ He was the major iron shipbuilder during the critical decade of its development, building the first iron steamship to be registered at Lloyds, the first iron steamships to reach Australia and the first iron steam yacht for royalty. He was also responsible, with his former pupil Albert Escher, for a classic example of the diffusion of technology, that of iron steamships to the Central European Lakes. Fairbairn was one of the founders of the British iron-ship-building industry, which became the greatest in the world, such that, a mere fifty years on, five out of every six ships to be found on the sea lanes of the world were British-built; and naval-power capabilities enabled Britain to protect the world's trade routes.²⁴⁹

The transfer of marine engine technology to textile mill engines illustrates the transfer of technology from one branch of engineering to another, highlighted by Rosenberg and Vincenti, as does the transfer of knowledge of prefabricated ship

²⁴⁷ R S Fitzgerald, 'The Development of the Cast Iron Frame in Textile Mills to 1850', *IAR*, 10.2, 1988, 142.

²⁴⁸ [Unwin], *Report on the Form of Riveted Joints*, quoted in Smith, *Contribution*, p.3.

²⁴⁹ L T C Rolt, *Victorian Engineering*, (1970), p.78; J Singleton, 'The Lancashire Cotton Industry, the Royal Navy, and the British Empire, c.1700 - c.1960' in D A Farnie and D J Jeremy, *The Fibre that Changed the World: The Cotton Industry in International Perspective, 1600-1990s*, (2004), p.66.

construction, such as for the accommodation boats for the Ganges, to prefabricated buildings.²⁵⁰

Experimental work undertaken by Fairbairn was far-sighted. As Loveday has pointed out, his time-dependant deformation and fracture experiments and the effects of temperature on strength have developed to become important parts of materials science, the former particularly in power engineering and the latter in aero-engines and nuclear power.²⁵¹ The many consultancy and forensic reports entrusted to Fairbairn indicate the respect in which his engineering abilities were held. That these reports covered such a wide range of expertise reflects how encompassing Fairbairn's knowledge and experience of engineering were.

Fairbairn's activities endorse Redlich's argument that entrepreneurs and their work are unpredictable; and the 'central position' of the concept of uncertainty in the study of entrepreneurship as recorded by Marino, Kreiser and Robinson.²⁵² This is illustrated by such as receiving and accepting unplanned invitations to visit Russia and Turkey, with considerable commercial consequences; and experiencing the effects of matters outside his control as when economic conditions in Britain were adversely affected by the American financial panic of 1837. The riveting machine and the Lancashire boiler illustrate entrepreneurial 'innovation' in the Schumpeterian understanding, where something invented, or 'hinted at', by another was developed, sometimes patented, and marketed.²⁵³ The former - as the keyway machine of twelve years earlier - was developed as a direct result of an industrial dispute and transformed boiler-making; and the latter replaced the Cornish boiler to become the most widely used boiler during the remainder of the steam age. In other areas, for example the linear layout of millstones, Fairbairn contributed to and popularised what appears to have been an on-going incremental and cumulative progression. The prefabricated Turkish corn mill, which was important as the first three-storey iron

²⁵⁰ Rosenberg and Vincenti, *Britannia*, pp.49-52.

²⁵¹ Loveday, Day and Dyson, *Measurement of high temperature properties of materials*, pp.xiii, 1-9.

²⁵² F Redlich, 'Innovation in Business: A Systematic Presentation', *American Journal of Economics and Sociology*, 10.3, 1951, 290-1; ; L Marino, P Kreiser and A Robinson, 'Environmental Uncertainty and firm-level entrepreneurship' in H Landström and F Lohrke, *Historical Foundations of Entrepreneurial Research*, (2010), pp.81-97.

²⁵³ V W Ruttan, 'Usher and Schumpeter on Invention, Innovation, and Technological Change', *The Quarterly Journal of Economics*, 73.4, 1959, 597.


building and a forerunner of the steel-framed buildings of the twentieth-century, similarly resulted largely from cumulative progression. This notable achievement was not followed up by Fairbairn, and subsequent progression was left to Bogardus and others. Scholars differ as to whether technological progress takes place by way of invention and the main entrepreneurial function of innovation – the Schumpeter model - or by numerous incremental and cumulative improvements. That both can be found in Fairbairn’s work, and sometimes the distinction between them is blurred, provides support for Pinch and Bijker’s argument that simplistic models and generalisations about technological innovation are unhelpful as it takes place in a wide range of circumstances and in widely diverse ways.²⁵⁴

The decade of Fairbairn’s sole proprietorship began and ended with stress, but he weathered the storms.²⁵⁵ Indeed, during this decade, William Fairbairn, building on the reputation of Fairbairn & Lillie as the leading millwrights of the 1820s, established himself as an outstanding builder of mills, steam engines and boilers, as a leading iron shipbuilder and as an experimental engineer, with a growing national and international reputation.

²⁵⁴ T J Pinch and W E Bijker, ‘The Social Construction of Facts and Artifacts: Or How the Sociology of Science and the Sociology of Technology Might Benefit Each Other’, in W E Bijker, T P Hughes and T J Pinch, *Social Construction of Technological Systems: New Directions in the Sociology and History of Technology*, (2nd ed. 2012), p.14.

²⁵⁵ AS Bolton and Thompson argue of entrepreneurs, he had ‘the ability to bounce back’, (W K Bolton and J L Thompson, *Entrepreneurs: Talent, Temperament, Technique*, (2000), p.20).

Chapter 6: William Fairbairn & Sons: Family Business, 1842-1854



P Westcott, *William Fairbairn*, (1852).

6.1. Introduction.

The third phase of Fairbairn's business career, following the initial partnership and solo practice, was one of a family business. This lasted from when some of Fairbairn's sons joined him as partners in the early 1840s until his 'retirement' in 1854.¹ This chapter and the next are about that family business - a business in which its founder remained the key player, and in which his succession planning failed. At its commencement, whilst steam-engine building and millwork at Ancoats was flourishing, shipbuilding at Millwall was in financial turmoil. Why did this occur? From 1844 no further orders for ships were accepted and the serious losses at Millwall were made good from the profits at Ancoats. Thereafter the family firm became increasingly profitable. The core business of building mills, with their prime movers and power-distribution, produced some of the most significant industrial structures of the mid-century, again endorsing Fairbairn's role as the leading mill builder of his time. He advocated single-storey mills, of which he built several, the forerunners of the typical twentieth-century factory. He was at the forefront of elevator design, building on its beginnings in British mills and mines, an area with which his name has

¹ The definition of a family firm adopted here is that referred to in Chapter 1 - a firm where a family owns enough of the equity to be able to exert control over strategy and is involved in top management positions.

not previously been linked in secondary literature. Locomotive building became well-established, with the 'tank' engine - a Fairbairn innovation - exhibited at the 1851 Exhibition. But it was the new and innovative use of wrought-iron for railway bridges, the subject of the next chapter, for which Fairbairn became most famous as the Britannia and Conway Bridges excited the interest of engineers throughout Europe, and the derivative tubular-girder bridges and cranes filled gaps in the market, significantly increasing the family firm's prosperity.

Fairbairn's commitment to testing and experimentation is illustrated in this phase of his business life by work in disparate areas, with distinct differences in the reasons why they were undertaken and the approaches adopted. The testing of beams to ensure their safety continued. Forensic investigation sought to determine causes of explosions. In other cases there was systematic measuring and recording of data in order to provide useful knowledge on which engineers relied. The 'Fairbairn lever' led to him hosting experiments on the effects of pressure on solidification in which he worked with Joule, Hopkins and William Thomson. Most notable of Fairbairn's experiments were those leading to the Britannia Bridge.²

6.2. A Family Business

The family business phase of Fairbairn's career and the subsequent failure of the firm provide insights relevant to current debates among historians, and within business schools. It was attractive to have family members as partners in times of unlimited liability.³ Investigation of 33 of the leading north-west firms of mechanical engineers founded between 1817 and 1875, found that in 58 per cent the succession, following the retirement or death of the founder, was by one or more family members. Kinship networks often created close ties, as the fortunes of family and firm became inextricably linked, but not always so, as will be seen.⁴ A dynastic business was also attractive to the nineteenth-century mind to perpetuate fame and

² See Chapter 7.2.

³ M B Rose, 'Beyond Buddenbrooks: the family firm and the management of succession in nineteenth-century Britain', in J Brown and M B Rose (eds.), *Entrepreneurship, networks and modern business*, (1993), p.130.

⁴ S Pollard, *The Genesis of Modern Management*, (1965), p.173.

family.⁵ Indeed both his eulogistic biographer and the more critical Woodcroft, refer to Fairbairn's love of fame, and one might expect that it spurred the hope of a dynastic business.⁶

Fairbairn had six sons and two daughters.⁷ The older boys had some tutoring from Eaton Hodgkinson,⁸ and attended Voelker's school at Everton, where the roll reflected leading north-west Unitarian families.⁹ Fairbairn took at least four of his sons on business trips abroad. It is surprising, with their father's commitment to education, that none of his sons served a premium apprenticeship with a leading engineer, and none of the four who joined the firm went to university. There is no record of what training they had within the firm and it appears they may merely have assimilated the business by working in the firm's offices. In Thomas's case he was denied a university career because of the financial problems at the Millwall shipyard, but no reasons are recorded in respect of the other sons.¹⁰ Around 1842 Fairbairn's two eldest sons, John (then 21) and Thomas (18), joined him as partners. The third and fifth sons, William Andrew and George followed. The fourth son, Peter, was not active in the firm: he became a solicitor, and died aged thirty.¹¹ The youngest son became an Anglican clergyman.¹²

When John and Thomas joined their father as partners, Fairbairn's Ancoats works was busy and profitable in spite of the poor state of the economy in 1842, but Millwall was in trouble. John remains enigmatic: two years after becoming a partner, he left,

⁵ J A Schumpeter, *The Theory of Economic Development*, (1934), p.93.

⁶ *Life*, p.472; [Woodcroft] X.

⁷ Anne (1817-1894), John (1821-1867), Thomas (1823-1891), William Andrew (1824-1910), Margaret (1826), Peter (1828-1859), George (1830-1868) and Adam 1836-1888).

⁸ *Proceedings of the Manchester Literary and Philosophical Society*, 17, 1877-8, 145-6.

⁹ *Plan for the Education & Instruction of the Pupils Under Mr Chas Voelker's Care at St Domingo House, Everton, near Liverpool*, quoted in S E Koss, *Sir John Brunner, radical plutocrat, 1842-1919* (2008) p.5. There were about sixty boys, of whom at least three became MPs. Unitarian family names included Rathbone, Heywood, Ashton, Worthington, Stansfield, Fielden and Henry.

¹⁰ *Life*, pp.168, 223, 342, 363, 371.

¹¹ *MG*, 22 July 1859; Hayward, p.6.9; *The Gentleman's Magazine*, October 1859, 432.

¹² *Life*, p.450. By the time Adam was of school age, Voelker's school had closed and he was sent to Rugby, a school favoured by the cotton masters (Law, *Fieldens*, p.53; J Chapple and A Shelston (eds.), *Further Letters of Mrs Gaskell*, (2003 edition), p.177; A Howe, *The Cotton Masters 1830-1860*, 1984, p.57). He went on to Trinity and obtained a rowing blue. After curacies, he became Vicar of Walton St Lawrence, but died aged 52, leaving his widow with eleven children (*ILN*, 3 April 1858, p.349; *Life*, p.480; *Crockford's Clerical Directory*, (1868 ed.)).

returning to the family home terminally ill, from India, twenty-two years later.¹³ Both Pole and Woodcroft avoid the question of what happened, and it remains a mystery. In 1846 the company name was changed to William Fairbairn & Sons, and, putting Millwall behind it, the family enjoyed great prosperity.¹⁴ In 1854 Fairbairn retired from the day-to-day management of the company, taking an active consultancy role both to the company and elsewhere.

Succession is critical for the continuity and prosperity of a family business. Creative planning for succession was rare in the nineteenth-century family firm, its omission sometimes fatal to a business. Common weaknesses were that successful businessmen, reluctant to relinquish control, failed to delegate and delayed retirement.¹⁵ Fairbairn did not fall into these traps. He brought his sons in as partners at or before their coming-of-age and he retired at sixty-five.¹⁶ Based on ability, Thomas was the obvious leader for the future, but his focus was elsewhere.¹⁷ It has been well argued that succession based entirely on family ties can threaten the future and that bringing in able outsiders can supplement or substitute for absent talent.¹⁸ Fairbairn tried to do this in 1866 with William Unwin, but by then it was too late and he failed.¹⁹ He must have been bitterly disappointed that his sons did not share his love of engineering, in contrast, for example, to the sons of George Stephenson, Marc Brunel, John Rennie and John Penn. Fairbairn did not enjoy a close rapport with his sons and his relationship with Thomas, who had sole charge of the firm from 1859, was strained. The sons were not active in the Literary & Philosophical Society, the British Association, or the engineering Institutions. None is remembered for any engineering achievement. Fairbairn was far closer to William Unwin, his assistant from 1856 to 1862, and to his son-in-law, J F Bateman, both of whom shared his love of engineering.²⁰

¹³ *London Gazette*, 3 January 1845; *Life*, p.426; W Fairbairn to T R Robinson, 23 February 1867, Cambridge University Library, Stokes Papers, Add 7342, TR38.

¹⁴ *Life*, pp.317-9.

¹⁵ Rose, 'Beyond Buddenbrooks', pp.135-6.

¹⁶ *Life*, pp.317, 342, 329.

¹⁷ See Chapter 10.3.

¹⁸ Rose, 'Beyond Buddenbrooks', p.137.

¹⁹ See Chapter 9.3.

²⁰ See Chapter 9.3; *Life*, pp.191-2; P Russell, 'John Frederic La Trobe-Bateman (1810-1889) Water Engineer', *TNS*, 52, 1880-81, 119-380.

After the difficult start, the family business was extremely successful and profitable, especially in the fields of mills, steam engines, and tubular structures. It was said of Fairbairn by the 'friend who knew him well',

it was not till after 1845, when his sons became associated with him as partners, and their influence began to predominate in the management of the concerns, that he began to accumulate wealth, and make safe those profits of business which he had constantly earned, but had allowed to melt away again.²¹

The sons may have been undistinguished as engineers but it appears they were successful in ensuring that their father avoided unprofitable ventures.

6.3. Demise of the Millwall Shipyard

Between 1837 and 1844 events occurred which, perhaps deliberately, are blurred by Pole, and are barely covered elsewhere – Fairbairn's financial difficulties, his visits to Turkey, and the demise of the Millwall shipyard. Fairbairn's visits to Turkey were made hesitantly, fearing the business might suffer in his absence. His fears were fully realised. Returning from his second visit, he found both Ancoats and Millwall in 'great confusion'. At Millwall, believing an Admiralty order for a frigate had been confirmed, iron plates were bought. The order had not been confirmed, dimensions were changed, and iron plates for which the yard had no use had to be paid for.²² Proper management procedures were not in place.

To run the Millwall shipyard, Fairbairn had appointed his former premium apprentice, the twenty-three years old Andrew Murray, with a small share in the business. Before Ancoats, Murray had attended Edinburgh Academy and Edinburgh University.²³ The appointment of this inexperienced man was a mistake, which Fairbairn acknowledged:

My young friend Murray, who was without experience, and had everything to learn, could not do much, and although he exerted himself to the utmost, it could hardly be expected that a young man could exercise all the judgment and precaution of a person whose training had attained greater maturity.²⁴

²¹ *Life*, pp.465-6.

²² *Life*, p.339. See Chapter 5.3. The problems must have occurred during the second visit as the only frigate built by the yard was the *Megaera*, which originated from drawings submitted to the Admiralty by Fairbairns in 1843. (R A Hayward, *The Story and Scandal of HMS Megaera*, (1978), p.43).

²³ *MPICE*, 36, 1872-3, 270; Hayward, *Megaera*, p.20.

²⁴ *Life*, p.155.

The 'great builders and shipwrights of the capital' opposed the new shipyard.²⁵ Losses were made. There were cash flow problems. Murray moved to Woolwich Dockyard in 1843 and in 1844 the decision was made to cease shipbuilding, and dispose of the Millwall yard.²⁶ Son Thomas had been sent there straight from school in 1840. He remained there for eight years, giving, as he wrote, his time and 'devoted attention' to bringing 'the disastrous Millwall concern to a close'.²⁷ However, that the inexperienced Thomas was given this responsibility, does suggest some continuing management naivety. The machinery was auctioned.²⁸ Part of the yard was disposed of, the remainder retained to complete two on-going shipbuilding contracts, and it was used for the Britannia Bridge experiments. The yard had cost in excess of £50,000 but was sold for £12,000, a loss of over £38,000. However, the total loss at Millwall was over £100,000, indicating a loss of around £62,000 - over four million pounds today - on the shipbuilding contracts. This suggests serious mismanagement.²⁹

Was mismanagement the cause of failure, or were there generic reasons beyond Fairbairn's control which affected all the shipyards on the Thames? Woodcroft acknowledged there may have been management failures, but blamed the choice of site, 'in which ambition had unwisely influenced judgement'. He highlighted the 'enormous' costs of foundations in Thames mud, and the impossibility of Fairbairn being able to control two great works so far apart.³⁰ David Napier (1790-1869), who ran the yard next to Fairbairn's from 1837 to 1852, believed there was a generic reason for the failure of London shipyards – everything connected with shipbuilding in London was more expensive than in the North.³¹ However, this was only partly

²⁵ W Fairbairn, *Treatise on Iron Ship Building: Its History and Progress*, (1865), p.4; J H Clapham, *An Economic History of Modern Britain: the Early Railway Age, 1820-1850*, (2nd ed.1939), p.440.

²⁶ *MPICE*, 36, 1872-3, 271; *Life*, p.341; *London Gazette*, 20278, 10 November 1843, p.3669. Murray went on to a successful career.

²⁷ *Life*, p.342.

²⁸ *Liverpool Mercury*, 12 February 1844.

²⁹ *Life*, pp.341-2. Arnold sees the £100,000 as the operating loss, in addition to the capital loss, but this would appear to be a misreading of his source. (A J Arnold, *Iron Shipbuilding on the Thames, 1832-1915*, (2000), p.27).

³⁰ [Woodcroft] VIII.

³¹ D Bell (ed.), *David Napier, Engineer, 1790-1869: An Autobiographical Sketch with Notes*, (1912), p.47.

true - John Glover showed, in 1869, that there was little difference in the cost of materials in London, although wages were higher.³²

Arnold attributes Fairbairn's failure to 'business over-extension'.³³ Hayward, accepting that there were management weaknesses and the business was over-extended, nevertheless concludes that the cause of failure was competition from elsewhere.³⁴ He accepts that other Thames shipbuilders continued after Fairbairn, but cites Scott Russell and Mare as being in financial trouble in the mid-1850s.³⁵ These are not valid comparisons. Scott Russell had orders, but the problems of the *Great Eastern* ended his career as a shipbuilder. Mare was driven into bankruptcy by inflation at the time of the Crimean War, inadequate book-keeping, lack of cost control on the firm's civil engineering work, and his extravagant lifestyle.³⁶ Shipbuilding did decline on the Thames, but scholars differ as to when. Pollard dates it from 1850, Checkland and Arnold from 1866, whilst Banbury shows fine ships continuing to be built on the Thames into the twentieth century.³⁷ Fairbairn's yard was in difficulties well before the 1850s. The operative years and causes of demise of the major iron and steel shipbuilders of the Thames are shown in Table 6.1. They endorse mismanagement as the cause of the failure of Fairbairn's shipyard, rather than competition from elsewhere. There was no generic reason, common to all Thames iron shipyards, for the failure at Millwall. It was impossible for a man of even Fairbairn's abilities to run major manufacturing centres so far apart with inexperienced second-tier management at one of them. The cause was poor management and poor financial control. With remarkable frankness, Fairbairn admitted, 'We made many blunders as to prices ... in a business we had yet to learn'.³⁸ Engineering challenges and thirst for prestige had taken priority over prudent business management.

³² J Glover, 'On the Decline of Shipbuilding on the Thames', *Journal of the Statistical Society of London*, 32.3, 1869, 289.

³³ Arnold, *Iron Shipbuilding*, pp.26, 152.

³⁴ Hayward, 'Fairbairns', p.5.11.

³⁵ *The Engineer*, 1, 1856, 69, 196.

³⁶ P Banbury, *Shipbuilders of the Thames and Medway*, (1971), pp.246-7; Arnold, *Iron Shipbuilding*, pp.53, 59-61.

³⁷ S Pollard, 'The Decline of Shipbuilding on the Thames', *The Economic History Review*, NS 3.1, 1950, 72, 76; Arnold, *Iron Shipbuilding*, pp.153-4; S C Checkland, *The Rise of Industrial Society in England 1815-1885*, (1864), pp.45, 147; Banbury, *Shipbuilders*, p.70.

³⁸ *Life*, pp.154-5.

Table 6.1. Demise of Thames Iron Shipbuilders.

Firm	Start	End	Cause of Demise or of leaving the Thames
William Fairbairn	1835	1844/9	
J & F Napier	1837	1852	Yard sold to J Scott Russell.
Ditchburn & Mare / C J Mare	1837	1856	Mismanagement? Became TI&SC-see below
J & G Rennie	1838*	1915	Moved to Wivenhoe.
R & H Green	1843	1901	Changed to ship repairing
Samuda Bros.	1843	1893	Death of Joseph Samuda – no succession.
J Scott Russell & Co.	1844	1861	Retired. Financial problems.
Thames l'works & S'building Co	1856	1912	'Competition' from north and Clyde
J & W Dudgeon	1859	1875	Death/illness of partners – no succession.
Millwall l'works & S'building Co.	1861	1866	Brought down by Overend Gurney's failure
John I Thorneycroft & Co.	1864	1907	Moved to Woolston, near Southampton.
Yarrow & Co.	1866	1907	Moved to Scotstoun on the Clyde.

* This is the date of their first marine engine work: the firm was established as engineers in 1821 on the death of the elder John Rennie..

6.4. The Locomotive Department

By mid-century Fairbairns was 'one of the most conspicuous locomotive building firms in England',³⁹ and Manchester was a major centre of locomotive building.⁴⁰ Fairbairn witnessed, but did not compete in, the Rainhill trials.⁴¹ In 1831 Fairbairn & Lillie tendered, unsuccessfully, for two locomotives for the Liverpool and Manchester Railway.⁴² Seven years later Fairbairn built his first locomotives – four Bury-type 0-4-0s for the Manchester & Bolton Railway.⁴³ By the mid-1840s twenty-five engines had been built including six for the Manchester & Leeds Railway, to a specification by its engineer, Thomas Gooch.⁴⁴ They were followed by another twenty-two Bury-types for the Manchester & Leeds, and twenty-one 'Hawkshaw singles' for the Lancashire

³⁹ D K Clark, quoted in G Dow, *Great Central. Volume 1 The Progenitors 1813-1863*, (1959), p.209. Clark (1822-96) was a consulting engineer who wrote widely on locomotives and boilers.

⁴⁰ During the steam age over 32,000 steam locomotives were built in the north-west of England, 15,000 of them in Manchester.

⁴¹ Fairbairn, *UlfE2*, p.241.

⁴² R H G Thomas, *The Liverpool and Manchester Railway*, (1980), p.157. But Fairbairn & Lillie did supply the winding mechanism for the Crown Street and Wapping tunnels at the Liverpool end of the line (Thomas, pp.109-13), and the ironwork for Water Street Bridge (See Chapter 4).

⁴³ E Craven, 'The Early Locomotives of the Lancashire and Yorkshire Railway', *Journal of the Stephenson Locomotive Society*, 32, 1956, 187; J Marshall, *The Lancashire and Yorkshire Railway*, Vol.3, (1972), p.29.

⁴⁴ Marshall, *Lancashire and Yorkshire*, p.23.

and Yorkshire.⁴⁵ The significance here is that Fairbairns were building locomotives to the designs and specifications of others, which would often mean competitive tendering, leading to meagre profit margins. Where they did design their own engines they were 'distinctly copyists', following the designs of Bury, Sharp, and others, though with modified details. This was possibly because they were employing draughtsmen who had trained with these firms.⁴⁶ Fairbairn was perhaps too busy with mills, ships and steam engines to give adequate time to locomotives. The firm lacked a top designer such as John Haswell who, having set up the Wien-Raab-Eisenbahn locomotive works in Vienna for Fairbairn, stayed on as manager;⁴⁷ or C F Beyer, who was at Sharps for twenty years before the setting up of Beyer Peacock.⁴⁸ In contrast, when Thomas moved back to Manchester, he appears to have run the locomotive department, but he was not a locomotive engineer. Nevertheless Fairbairn locomotives were solidly and well-built if perhaps lacking the flair found in many Fairbairn products.

Unlike Nasmyths, there is no 'works list' of Fairbairn locomotives. The number built remains unclear.⁴⁹ Appendix 6.1 lists 480 locomotives (or 465 if rebuilds are omitted) of which 84 (17.5 per cent) went to foreign railways and 73 (15 per cent) to Ireland. Future discoveries may well take the total above 500. Up to 1863, when they ceased locomotive building, Fairbairns was the second largest locomotive builder in Manchester.⁵⁰ Sharps, Manchester's leading locomotive builder at that time, had built many more, but Nasmyths, who also started locomotive building in 1838, had

⁴⁵ Marshall, *Lancashire and Yorkshire*, pp.59-60; R W Rush, *The Lancashire & Yorkshire Railway and its Locomotives 1846-1923*, (1949), p.40.

⁴⁶ Ahrons, 'Famous Firms', p.184.

⁴⁷ P Ransome-Wallis, *Illustrated Encyclopaedia of World Railway Locomotives*, (2001 ed.), p.499; See Postscript to Chapter 5.

⁴⁸ R L Hills, *Life and Inventions of Richard Roberts 1789-1864*, (2002), pp.192-3; R L Hills and D Patrick, *Beyer Peacock: Locomotive Builders to the World*, (1982).

⁴⁹ Musson suggested that Pole's 'more than 600' was far too high. In this he relied on Ahrons, and Dewhurst (A E Musson, 'Introduction' to the 1970 facsimile edition' of *Life*, p.xiv). Ahrons had listed 392 and estimated a total of 'rather more than 400' with only 10 per cent for foreign railways. Dewhurst surmised that the missing ones could not have been more than twenty-five or so (P C Dewhurst, 'An Early Brazilian Locomotive by Fairbairn's', *The Locomotive*, 15 March 1930, 80-1). Terence King, Mike Page and John Davies have all done subsequent research in this area but none of it has been published. King and Page, working independently of each other, listed 413 and 443 respectively (T King, WL 10308, Terence King Collection, Stephenson Locomotive Society Archive; M Page, WL8733/18, Stephenson Locomotive Society Archive). The most complete list is that by Dr J Davies of Queensland, who lists 451 including major rebuilds, and has graciously shared his research.

⁵⁰ See Chapter 10.5.

only built 113 by 1863.⁵¹ Beyer Peacock, who went on to build over 8,000 locomotives, was not established until 1854.⁵²

Fairbairns set out to capitalise on the mid-1840s railway boom. In 1846 Manchester engineers had enough locomotive orders in hand for two years.⁵³ Richard Clarke was appointed manager of Fairbairns locomotive department, a position he held for fourteen years, and the firm built a new locomotive works.⁵⁴ It was not adjacent to a railway, which resulted in new engines, and those sent for repairs, having to be transported on horse-drawn low-loaders. Probably proximity to the Fairbairn offices, foundry and pattern store was considered more important than a rail link, but this was short-sighted. The new works was spacious and well-lit, with rails and travelling cranes along the length of each of the two bays.⁵⁵ Orders were needed to fill it. Writing to Robert Stephenson, the best-connected railway engineer in the country, in July 1847 about the Britannia Bridge, Fairbairn added,

When you were last in Manchester I was speaking to you about some locomotives. I am now open for twenty or thirty to be delivered in about two years from this time. Next month we shall turn out one a week.⁵⁶

Thomas followed up with, 'We now possess ... every kind of machinery of the first excellence'.⁵⁷ Unsurprisingly, given what followed at Conway, no orders came from Stephenson.⁵⁸ But orders flowed in from elsewhere.

Fairbairn tank engines, in which fuel and water are carried on the engines, without separate tenders, provide an example of entrepreneurial 'innovation', where the potential of an already-existing product was appreciated, developed and marketed. An indication of the standing and scale of the Fairbairn locomotive works can be gained from the fact it was visited in 1850 by the Prime Minister, John Russell, at

⁵¹ E L Ahrons, 'Short Histories of Famous Firms No.XVII: Sharp, Stewart & Co Limited, originally of Manchester, later of Glasgow', *The Engineer*, 136, July-Dec.1923, 194-7; J Cantrell, *Nasmyth, Wilson & Co. Patricroft Locomotive Builders*, (2005), p.138.

⁵² Hills and Patrick, *Beyer Peacock*.

⁵³ *Mining Journal*, 16, 1846, 159.

⁵⁴ *The Engineer*, 9, 1860, 52; Marshall, *Lancashire and Yorkshire*, p.60; Hayward, 'Fairbairns', p.2.15. The new works was in Mill Street, Ancoats, a short walk from their other premises. The work caused delays to an order for twenty-three 0-4-0s for the Manchester & Leeds Railway.

⁵⁵ *The Engineer*, 1, 1856, 324.

⁵⁶ W Fairbairn to R Stephenson 26 July 1847, No.291, Stephenson Papers, Institution of Civil Engineers.

⁵⁷ T Fairbairn to R Stephenson 18 August 1847, Nos.312-4, Stephenson Papers, Institution of Civil Engineers.

⁵⁸ See Chapter 7.2.

which time fourteen or fifteen locomotives were under construction. Some were small engines, described as 'of a perfectly new construction', called tank engines. They were expected to show large savings in fuel costs.⁵⁹ The tank engine's invention has been attributed to Fairbairn, but this is incorrect.⁶⁰ There were earlier examples by others.⁶¹ Fairbairns exhibited a tank engine at the 1851 Exhibition, for which the Catalogue described the firm as 'Inventors and Manufacturers'.⁶² The exhibit was widely described and illustrated.⁶³ As Fairbairn had supplied the stationary steam engine for the vacuum pump for the atmospheric railway extension to the Dublin & Kingston in 1843, it would be surprising if he was unaware of the Forrester tank engines on that railway.⁶⁴ But more pertinently the engineer for the Dublin & Kingston was C B Vignoles, who was subsequently engineer to the 'Little' North-Western Railway, to which Fairbairn's first tank engines were supplied, and for which Vignoles had apparently 'drafted the specifications'.⁶⁵ This appears to be another case of Fairbairn developing and marketing a product which existed, but was largely unknown or unexploited. And he did so very successfully.

A good working relationship was built up with James McConnell, Locomotive Superintendent of the Southern Division of the L&NWR, resulting in orders from that Division.⁶⁶ In the early 1850s twenty-six goods engines were supplied, from Beyer's design, modified by McConnell.⁶⁷ Ten McConnell express locomotives followed. Powerful and fast, they created much interest and were pictured in *The Illustrated London News*.⁶⁸ Fairbairns built a McConnell engine for the Paris Exhibition of 1855,

⁵⁹ *MG*, 6 April 1850.

⁶⁰ *Life*, p.317. There is sometimes confusion between the 'Fairbairn Tank' and the LMS 'Fairburn Tank', designed by Charles Fairburn and built 1945-51.

⁶¹ By Forrester on the Dublin & Kingston Railway and the London & Greenwich Railway, by Sharp Brothers on the Manchester & Birmingham Railway, and by Jones & Potts on the London & Blackwall Railway (E L Ahrons, *The British Steam Railway Locomotive from 1825 to 1925*, (1927), pp.43, 83; J W Lowe, *British Steam Locomotive Builders*, (1975), p.176). Forrester ceased locomotive building c.1847

⁶² *1851 Great Exhibition: Official Catalogue*, Class V, No.732. Fairbairn was either boosting his claim as the inventor of the tank engine, or seeking a public persona as an inventor, or both.

⁶³ *ILN*, 9 Aug. 1851, 195; *The Engineer and Machinist*, 1851, 197; *The Practical Mechanic's Journal*, 4, 1851-2, Plate 89.

⁶⁴ C Hadfield, *Atmospheric Railways: A Victorian Venture in Silent Speed*, (1967), p.108.

⁶⁵ K H Vignoles, *Charles Blacker Vignoles: Romantic Engineer*, (1952), pp.48ff, 146-7.

⁶⁶ On McConnell see H Jack, *Locomotives of the LNWR Southern Division: London & Birmingham Railway, London & North Western Railway and Wolverton Locomotive Works*, (2001), pp.49-70.

⁶⁷ Jack, *Locomotives of the LNWR*, p.177.

⁶⁸ Jack, *Locomotives of the LNWR*, pp.189-93; *ILN*, 18 December 1852, 552. D K Clark described them as 'a bundle of novelties' (quoted in Jack, *Locomotives of the LNWR*, p.189) whilst the editor of

one of only two English locomotives in the Exhibition.⁶⁹ They clearly hoped for a spate of Continental orders, but these were not forthcoming. Nevertheless Thomas Fairbairn and McConnell must have had a good rapport as when Fairbairns incorporated, McConnell became a director, although by then the firm had ceased building locomotives and McConnell had resigned from the L&NWR.⁷⁰

There were, however, failings in the locomotive department. In 1850 Archibald Sturrock, who had worked for Fairbairn as a journeyman, became Locomotive Engineer of the Great Northern Railway. He immediately placed orders for twenty locomotives from E B Wilson at £1,790 each and twenty from Fairbairns at £2,000 each, for delivery in 1851. There were delays. Fairbairns were summoned to a board meeting, at which they promised to start deliveries in October. This date was missed and the order got caught up in the engineers' dispute. Deliveries did not start until May 1852, by which time half the order had been cancelled and placed elsewhere.⁷¹ The Great Northern placed no more business with Fairbairns. The reasons for the initial delays are unclear. The department was not over committed, as average annual production in the three years 1850-2 was below that for the previous and subsequent periods of three years.⁷² It may be that the move to new premises caused the delay or that the disruption caused by the engineers' dispute was wider than has been appreciated.

On a more positive note, Fairbairns completed their first foreign order in 1853 – three 2-2-2 tank engines for the Estrada de Ferro Mauá, the first railway in Brazil. Of these, the *Baroneza*, is the only Fairbairn locomotive which survives in a largely unaltered state.⁷³ In spite of the limited in-house design capability, with a locomotive

The Railway Magazine wrote that, having been 'introduced with a vast amount of publicity, they became a nine days' wonder, and sank into quiescent mediocrity' (quoted in Jack, *Locomotives of the LNWR*, p.193). Yet seventy years on Ahrons described them as 'years in advance of the period' (Ahrons, 'Famous Firms', p.185).

⁶⁹ Jack, *Locomotives of the LNWR*, p.195; W Fairbairn, 'On the Machinery of the Paris Exhibition', *MM*, 63, Jul.-Dec. 1855, 483. She was bought by Chemin de Fer du Nord but firebox complications led to frequent repairs and she was withdrawn in 1866 after only eleven years use (Jack, *Locomotives of the LNWR*, p.195).


⁷⁰ See Chapter 10.6; Jack, *Locomotives of the LNWR*, p.68.

⁷¹ T Vernon, *Archibald Sturrock Pioneer Locomotive Engineer*, (2007), pp.17, 60-1, 67, 72-3.

⁷² See Appendix 6.1.

⁷³ P C da S Telles, *A History of Brazilian Railways, Part 1 – The First Railways*, (ET by P E Walters 1987), pp.16-7, 48. There is also a Fairbairn locomotive existing at Braga in Portugal but it appears to

being produced, on average, every nine days in 1853 and 1854, this was a significant locomotive department at the time of William's 'retirement'.⁷⁴



Illus. 6.2: *Baroneza*, the first railway engine in Brazil, 1853.⁷⁵
On display at the Engenho de Dentro Railway Museum, Rio de Janeiro.

6.5. William Fairbairn & Sons – National Events 1851-2.

William Fairbairn & Sons were involved in two national events of 1851-2 impacting on engineers, both of which had commercial consequences for the firm - the Great Exhibition and the engineering dispute. For the Exhibition, William served on the Manchester Committee and its Machinery Sub-committee. He was amongst friends – the Sub-committee included Whitworth and Nasmyth.⁷⁶ Fairbairns exhibited a steam engine, a tubular crane, a tank locomotive, a riveting machine, a flour mill and 'specimens of corn-mill work'.⁷⁷ This was a major commitment in terms of time and money, but, while it is impossible to identify orders arising directly from the exhibition or quantify the benefits, the indications are that Fairbairns received substantial commissions for their exhibited products in the immediately following years. There is no doubt that, with this major display at the Exhibition immediately following the completion of the Britannia Bridge, the firm was very well known and its reputation rode high. William had the prestige of being a juror in the machinery section.⁷⁸

have been much altered (The Stephenson Locomotive Society Photographic Collection, List 16, (2009); <http://geoff-plumb.fotopic.net> (accessed 21 December 2010)).

⁷⁴ Appendix 6.1.

⁷⁵ Dewhurst, 'An Early Brazilian Locomotive', 80.

⁷⁶ *MG*, 22 June 1850, 4 January 1851, 18 January 1851.

⁷⁷ *Official Catalogue of the Great Exhibition of the Works of all Nations*, (1851), Class V, Nos. 26, 417, 522, 732; Class VI, Nos. 200, 403, 421. Nos. 522 refers to a tank engine and appears to be duplicated at 732.

⁷⁸ *Manchester Examiner & Times*, 30 April 1851.



Illus. 6.3: Fairbairn corn mill, and jib of Fairbairn crane: Machinery Hall, Great Exhibition 1851.⁷⁹

William Fairbairn took no part in the engineers' dispute of 1851-2, leaving it to the most able of his sons, Thomas, to represent the firm.⁸⁰ In fact Thomas did far more than this – he acted as a spokesman for the employers. In this role he was undoubtedly effective but perhaps scurrilous. For three decades there had been skirmishing about the number of apprentices who might be employed and about the operating of machines by non-millwrights, who were producing work quicker and more accurately than the traditional millwrights did by hand.⁸¹ The dispute involved the newly formed Amalgamated Society of Engineers which had two major aims, the abolition of systematic overtime and the abolition of piece-work. In November the ASE advised that no overtime or piece-work would take place after 31 December 1851. On 9 December thirty-four Manchester employers agreed to close their factories if employees at any one of them withdrew their services.⁸² Thomas, as spokesman for the employers, wrote to *The Times* under the nom-de-plume, *Amicus*.⁸³ His letter of 20 December set out the demands of the ASE, but added a third issue, which had been taken up locally but was not backed by ASE's London

⁷⁹ L Haghe, *The Great Exhibition: Moving Machinery*, (1851) (Detail)

⁸⁰ *Life*, pp.323-4.

⁸¹ For example, strikes at Fairbairn & Lillie 1825; Peter Fairbairn 1833; Lillie 1834; Nasmyth 1836; William Fairbairn 1837; Jones & Potts, Newton-le-Willows 1846; Harrison, Blackburn 1851: Carr, Bingley; and Milner & Ellis, Wakefield.

⁸² N Atkinson, *Sir Joseph Whitworth 'The World's Best Mechanician'*, (1996), p.180. Jeffereys, *The Engineers*, p.37, where the date is given as 11 December.

⁸³ *Life*, pp.323-4. Whilst William was adamant that no-one would dictate to him whom he might employ or on what terms, he had an understanding of the working man – he had been there. When he joined Shaftsbury and Edwin Chadwick at a meeting with representatives of cotton operatives, the seconder of the vote of thanks 'had long known that Mr Fairbairn was devoted to the interests of the working class' (*MG*, 22 November 1851).

executive, the dismissal of non-ASE machine operators – the so-called ‘illegal men’, some of whom had been employed for years.⁸⁴

That the masters at once, and without reserve, discharge the class of persons engaged in and long trained to the working of self-acting machines, and employ in their stead mechanics, members of the Union.

These are the formal demands; but it is understood that the council are prepared to advocate an equalisation of the rate of wages; to lend themselves, in fact, to an agitation for a trial of the ingenious doctrines of M. Louis Blanc.⁸⁵

This letter aimed to set non-ASE men against the union, and, with reference to the French socialist, Louis Blanc, traded on the nervousness of the middle classes following the 1848 French Revolution. Employees declined to work overtime on 10 January, and the employers closed their doors.⁸⁶ In February the employers advised their doors would be open to men who signed a declaration, which included,

I will not whilst in your employment, call in question the right of any man to follow any honest calling in which he may desire to engage, or of any employer to make what arrangements or engage what workmen he pleases, on whatever terms they choose mutually to agree.⁸⁷

The right to employ non-ASE members to operate new machines was a major issue for employers and on 22 March *Amicus* struck again, ‘Men are being rapidly trained to the use of lathes and machines; ... the unskilled men ... have shown an extreme anxiety to learn and better their positions ... Thus, when the followers of Mr. Newton are prepared at his bidding to resume work they will find their places filled’.⁸⁸

Towards the end of March there was heavy picketing of the Fairbairn works because men had been taken on from Scotland in an attempt to scotch the strike.⁸⁹ On 24 April the ASE was unable to pay the strikers.⁹⁰ It was all over. The united action of the employers, and the large numbers of semi-skilled men keen to operate self-acting machines, had put the ASE in an impossible position. As *The Times* had said

⁸⁴ Burgess, ‘Trade Union Policy’, 651-3; Jefferys, *Story of the Engineers*, p.35; *The Times*, 27 December 1851.

⁸⁵ *The Times*, 22 December 1851. Louis Blanc (1811-1882) - French politician and historian, who advocated co-operatives.

⁸⁶ *The Observer*, 11 January 1852.

⁸⁷ *The Observer*, 9 February 1852; William Fairbairn & Sons, *Rules and Regulations to be Observed by All Persons in the Employment of William Fairbairn & Sons, Engineers, Manchester*, (1852), pp.4-5. The Declaration became known in trade union circles as the ‘odious document’ – see for example J Mitchell, *Organised Labor: Its Problems, Purposes and Ideals and the Present and Future of American Wage Earners*, (1903), p.43.

⁸⁸ *The Times*, 22 March 1852.

⁸⁹ *MG*, 27 March 1852; R L Stevenson, ‘Memoir of Fleeming Jenkin’, in S Colvin and J A Ewing (eds.), *Papers Literary, Scientific. &c. by the Late Fleeming Jenkin, FRS, LLD*, (1887), p.1

⁹⁰ *The Observer*, 25 April 1852.

at the start of the dispute, the cry of the engineers is ‘the cry of the handloom weavers – a cry against inevitable and irresistible laws’.⁹¹ Thomas Hughes QC, wrote about Thomas Fairbairn’s reference to Louis Blanc,

Anything more untrue could scarcely have been invented. This body of the highest-paid workmen in England were as notoriously opposed to equalisation, in the sense here used, as they were to the reduction of wages. However the shaft went home and the wound rankled, and much of the bitter feeling of the men ... ‘that they had been misrepresented’, must be laid to the account of this reckless anonymous writer.⁹²

Reckless they may have been, but Thomas’s letters were politically astute. In deliberately widening the Union’s stance by emphasising the local threat to the livelihoods of semi-skilled machine operators and by introducing revolutionary undertones, *Amicus* inflicted fatal wounds before the strike began.

Fairbairn’s certainly lost money as a result of this dispute. The cancelled order for locomotives for the Great Northern Railway was worth £1.4 million at 2015 figures, and there must have been other losses in a dispute lasting over three months. The real losers were the old aristocrats of the workshops, the millwrights, who never recovered. William Fairbairn linked their ‘almost ultimate extinction’ with ‘the unwarrantable demands made by the Societies on the employers and the employed’. He clearly had in mind his bitter experiences as a young journeyman in London, specifically referring to restrictive rules and exclusiveness.⁹³ William, supportive of the activities of trades unions as friendly societies in the relief of the old and sick, was opposed to collective bargaining and restrictive practices, sincerely believing that they harmed the working man.⁹⁴ This was in the tradition of the Liberalism of the Manchester School – free trade, minimal state, individual liberty. ‘What has given us our Armstrongs, Whitworths, Fairbairns,’ Cobden asked the House of Commons, ‘but the free industry of this country?’⁹⁵

⁹¹ *The Times*, 12 January 1852.

⁹² T Hughes, *Account of the Lock-out of Engineers, &c. 1851-2*, (1860), p.14. This was prepared for the National Society for the Promotion of Social Science, at the request of the Committee of Trades Unions.

⁹³ *Life*, p.93.

⁹⁴ Fairbairn, *M&MWI*, p.ix. See also *Amicus* in *The Times*, 11 February 1852.

⁹⁵ House of Commons Debate, 7 July 1862, quoted in S Smiles, *Industrial Biography*, (1863), pp.331-2.

An indication of why William chose to take a back seat in the engineers' dispute may perhaps be gleaned from a passage in his letter to Elizabeth Gaskell, following the publication of her *North and South* three years after the dispute:

Poor old Higgins, with his weak consumptive daughter, is a true picture of a Manchester man. There are many like him in this town, and a better sample of independent industry you could not have hit upon. Higgins is an excellent representative of a Lancashire operative – strictly independent – and is one of the best characters in the piece.⁹⁶

Nicholas Higgins was a trade union organiser and strike leader.⁹⁷ William almost certainly did support the employers actions but he had an affinity with, and respect for, the craftsman millwrights, with whom for many years he had worked 'on the tools', in a way that Thomas had not. Father and son were very different.

6.6. The Leading Mill Builder

During the decade of the family business, Fairbairn confirmed his position as the best-known mill builder in Britain by the construction of some of the largest and most advanced factories of the time. The construction of an industrial building is very different from constructing a batch of locomotives on a production line within the controlled space of a workshop. Each industrial building is site-specific with opportunities and constraints such as levels and ground conditions, access to water-power or coal, access to railway or canal, or the cost of urban land encouraging multi-storey construction. It is specific to an industry, to house particular machinery or warehouse particular goods. It is specific to the client's brief in terms of scale, budget and aesthetics. It is also specific to time, as machinery and processes change, as structural systems allow greater spans, as health and safety become of more concern, and as architectural tastes change.

Fairbairn first made his name with industrial buildings and his practice in them remained important throughout his career and into 'retirement'. In this, industrial buildings differed from other areas of his work – shipbuilding, locomotives, bridges

⁹⁶ Quoted in A W Ward, 'Introduction' to E Gaskell, *North and South*, (Vol.IV of *The Works of Mrs Gaskell*, 'The Knutsford Edition', 1906).

⁹⁷ Having inevitably lost his job when the strike failed, Higgins pleaded (successfully due to Margaret Hale's intervention) for re-employment with Thornton, to feed the orphaned children of Boucher whose intemperate violence, in the face of Thornton importing Irish labour to break the strike, had been one of the causes of the strike's failure.

and cranes for example, the construction of which was undertaken for limited periods of opportunity. His factory work exemplifies best practice in industrial building over the half-century 1820-70, from the plain multi-storey textile mills of the 1820s, to those with attached weaving sheds of the 1830-50s, culminating in Saltaire; and the development of single-storey mills. In parallel there were corn mills, reaching a zenith in the automated mill at Taganrog in Russia, and including the unique floating corn-mill for Balaclava.⁹⁸

Fairbairn's buildings served diverse industries - cotton, wool, flax, corn-milling, armaments and more – and were situated in diverse locations – Lancashire, Yorkshire, London, the Midlands, Ireland, Continental Europe, Turkey, Russia, India, Egypt – such that any patterns can only be very general. Nevertheless, over five decades of rapid change, there are some constants in his approach linking the disparate phases of his business life and the varied industries for which he worked.

First the development of industrial buildings with their prime-movers and power transmission was incremental and cumulative. There were Fairbairn's 'innovations' such as the increased efficiency of the power transmission at Murrays' mill, the Hodgkinson beams, fan-driven ventilation, the linear layout of corn-mills, the Lancashire boiler and the wrought-iron frame for the Dublin warehouse; but there were also many innovations by others, which Fairbairn incorporated into his industrial buildings. These included the suspension waterwheel, the north-light roof, the passenger lift and the single-storey integrated textile mill. Fairbairn was essentially an optimiser, seeking the optimal solution by selecting the best elements from the available alternatives, and improving wherever he could see a way of doing so.

Secondly, because he optimised, his mills tended to be at the leading edge for their time, and for their industry. Usually of 'fireproof' construction, and with functional planning, and efficient generation and transmission of power, they were widely visited and praised, continually enhancing Fairbairn's reputation. There was another consequence of this approach, that the comparative cost of Fairbairn's mills and

⁹⁸ Fairbairn, *M&MWII*, pp.127-32 and Plates 11-14; W Fairbairn, 'On a Floating Corn Mill for the Navy', *MPICE*, 17, 1858, 159; *M&MWII*, pp.132-8.

millwork was high. This drew clients who wanted the best available and were prepared and able to pay for it. Thus his leading-edge work, of high quality, was self-perpetuating.

Saltaire – Heroic Yorkshire Woollen Mill

An outstanding example of a manufacturer who wanted the best, and for whom cost was not a limiting factor, was Titus Salt. His factory at Saltaire, Yorkshire, was at the summit of Victorian mill-building and best known of the mills on which Fairbairn worked. Salt had developed a new branch of textiles, spinning and weaving alpaca fibre from South America. Having decided to move from congested Bradford to the Aire valley, he appointed Lockwood & Mawson, architects of Bradford.⁹⁹ An engineer was also needed and Salt visited the works of Benjamin Hick and of William Fairbairn, selecting the latter.¹⁰⁰ If Salt had built his mill twenty-five years earlier, he would probably have gone to a firm of millwrights such as Fairbairn & Lillie. Now architect and engineer worked together, producing the six-storey T-shaped, 'fire-proof' building with a north-light weaving shed of two acres.

Fairbairn was responsible for the iron structure of Salt's factory, most of which was cast locally,¹⁰¹ the lay-out of the machinery, the design and manufacture of the boilers, steam engines and line-shafting, and for a tubular-girder bridge over the Aire. Steam was generated by ten multi-tube boilers, driving two independent condensing engines with power transmitted by nearly two miles of line-shafting.¹⁰² Enough wool was spun to serve 1,200 power looms, weaving 5,000 miles of cloth per year. Notable at Saltaire was the increasing emphasis on building services engineering. Every known improvement was adopted, 'to secure an agreeable temperature and healthy ventilation'. For its 5,000 lights the mill had its own gas works and gasometer. Soft water was collected from the roofs to be used for processes in the mill. To supply drinking water to the whole of Saltaire, a well was sunk and a pump, powered by one of the steam engines, raised water to a reservoir


⁹⁹ E Jones, *Industrial Architecture in Britain 1750-1939*, (1985), pp.95-7. They had just won the competition for Bradford's St George's Hall, but as yet were relatively unknown.

¹⁰⁰ R Balgarnie, *Sir Titus Salt, Baronet: His Life and its Lessons*, (1877), pp.117-20.

¹⁰¹ R S Fitzgerald, 'The Development of the Cast Iron Frame in Textile Mills to 1856', *IAR*, 10.2, 1988, 127-30.

¹⁰² The boilers consumed fifty tons of coal a day. There must have been problems with them as they were replaced after only ten years by eighteen Galloway boilers (*Engineering*, 11, 1866, 248).

above the town.¹⁰³ Writing of the Saltaire factory three years after its completion, John James recognised it as 'supremely at the head of those in the worsted department'. He drew attention to the emphasis on the 'health and comfort' of the workpeople, indicative of its relative novelty. In the weaving shed, with over a thousand looms, all the shafting was located under the floor to prevent accidents and free the shed from 'the giddy whirl of the shafting and gearing'.¹⁰⁴ This was a logical development from the one main sub-floor shaft at the Sedgwick Mill in 1818, but it was not novel, having been used at Marshall's Temple Mill in 1840.¹⁰⁵ Again Fairbairn was incorporating whatever had been shown to be advantageous.



Illus. 6.4: Saltaire showing the main office entrance and Fairbairn tubular-girder bridge.

Always aware of risks of flaws in castings, Fairbairn tested the beams, as he had first done at Leeds in 1824. His approach, testing a beam to destruction and then proof-loading the subsequent beams to one-third that which broke the first beam, was described by Smith in the 1970s as 'quite modern'.¹⁰⁶ Four hundred Saltaire beams were tested in this way.¹⁰⁷

¹⁰³ Fairbairn, *Application*, pp.173-6.

¹⁰⁴ J James, *History of Worsted Manufacture in England*, (1857), pp.467-9.

¹⁰⁵ W G Rimmer, *Marshall's of Leeds, Flax-spinners 1788-1886*, (1960), p.206; C Tomlinson, *The Useful Arts and Manufactures of Great Britain – The Manufacture of Linen Flax*, (no date, but mid nineteenth-century), p.2.

¹⁰⁶ Smith, *Contribution*, pp.2-3.

¹⁰⁷ Fairbairn, *Application*, pp.169-71.

Fairbairn made the most of this high profile commission. In his reply to Salt's toast to architect and engineer at the opening he referred to the nearly two miles of shafting and the 5,638 miles of cloth per annum which 'would almost reach to the native mountains of the alpaca'. The event was widely reported, including a large illustration of the factory in *The Illustrated London News*.¹⁰⁸ Fairbairn immediately published plans in *On the Application of Cast and Wrought Iron to Building Purposes* which ran to four editions and was translated into French and Spanish.¹⁰⁹ Saltaire attracted many visitors, 'not only men of business, but of science and philanthropy', so much so that it became necessary to restrict access because of industrial espionage.¹¹⁰ Fairbairn admired Salt, and was justly proud of Saltaire, his largest work of mill construction.¹¹¹

Single-storey Textile Mills

Fairbairn was an early advocate of single-storey integrated textile mills which represented a radical re-thinking of textile mill design. He did not initiate single-storey industrial buildings, but typically developed and publicised them. Saw-tooth or north-light roofs were introduced in parallel with the mass production of power looms around 1827. Having the looms on solid ground, with its slight degree of moisture, was considered beneficial, as was the solid foundation and the good, even daylight on the work surfaces.¹¹² The first reference to a north-light roof by Fairbairn & Lillie was at Gotts in 1829 – the year in which Fieldens built a weaving shed of an acre in Todmorden.¹¹³ A step towards the integration of spinning and weaving in a single-storey factory was taken by Fairbairn at Bailey Brothers' mill in Stalybridge in 1836, which, instead of the typical multi-storey building, had only two stories. It had 23,000 mule spindles in one room on the first floor and 1,000 power looms on the ground

¹⁰⁸ *ILN*, 1 October 1853, 287-9.

¹⁰⁹ Fairbairn, *Application*, pp.165-76 and Plates 1 and 2. The 3rd edition (1864) also contained a fold-out plate as frontispiece; C Condit, 'Buildings and Construction', in M Kranzberg and C W Pursell Jr (eds.), *Technology in Western Civilisation*, (1967), Vol.1. p.376; W Fairbairn, *De l'Application de la fonte, du fer et de la tôle dans les constructions*, (translated by L Perret-Porta 1857); W Fairbairn, *Allacion del hierro a las construcciones*, (translated by D E Saavedra 1857), with *Suplemento*, (1859).

¹¹⁰ Balgarnie, *Salt*, pp.149-50.

¹¹¹ Fairbairn, *Application*, p.166.

¹¹² R S Fitzgerald, 'Structural Development', in M Binney, R S Fitzgerald, K Langenbach and K Powell, *Satanic Mills – Industrial Architecture of the Pennines*, (1979), p.66; *M&MWWII*, p.115.

¹¹³ Fairbairn to Gott, 19 February 1829, MS193, Gott Papers, Brotherton Library, Leeds; *Fortunes Made in Business*, p.420.

floor, with space for more.¹¹⁴ Thus vertical movement of goods and personnel was reduced, supervision was easier, and the space more flexible. No illustrations of this mill are known to exist, but parts of Fairbairn's two-storey Victoria Mill in Wigan from around the same time have survived.¹¹⁵ The first integrated single-storey textile mill was Marshall's Temple Mill in Leeds, 1838-41, by James Marshall and the architect Joseph Bonomi, with square vaulted bays and conical roof-lights, following the weaving shed erected by James Smith at the same time as the Fairbairn & Lillie waterwheels at Deanston in 1830.¹¹⁶ Marshall's Temple Mill was the influence for Fairbairn's single-storey integrated woollen mill in Turkey.¹¹⁷ The Royal Small Arms Factory at Enfield, and his single storey integrated cotton mills in India followed. These buildings were signposts to the standard single-storey factories of today.

Fairbairn's water-powered integrated woollen mill for Izmet in Turkey was designed in 1843. Modelled on Marshall's Temple Mill, it was lit and ventilated by 'circular apertures in the centre of each compartment of the roof', but the construction of the roof was described thus,

On the pillars are placed long cast-iron beams, from which spring ... segmental arches forming the roof, and consisting of ribs between the opposite pillars, with intermediate spaces filled in with wrought-iron plates in two thicknesses, between which is a non-conducting material.¹¹⁸

This form of sandwich roof construction appears to have been without precedent - the forerunner of the typical insulated sandwich construction used throughout the world today.¹¹⁹ The original intention was to have prefabricated iron-panelled walls,

¹¹⁴ I Haynes, *Stalybridge Cotton Mills*, (1990), p.33; Ure, *Cotton Manufacture*, Vol.1, pp.313-4 - here Ure refers to 40,000 mule spindles and 1,250 power looms.

¹¹⁵ R Pollard, and N Pevsner, *Buildings of England: Lancashire: Liverpool and the South West*. (2006), p.675.

¹¹⁶ J Combe, 'Description of a Flax Mill recently erected by Messrs. Marshall & Co at Leeds', *MPICE*, 2, 1842, 142; *The Penny Magazine*, Supplement June 1843, 247-8; Jones, *Industrial Architecture*, pp.103-3. An alternative multi-storey proposal 'by Fairbairn' was rejected. Rimmer assumes this was Peter Fairbairn of Leeds, who regularly worked with Marshalls (Rimmer, *Marshall's of Leeds*, p.202) but Jenkins refers to the plans as submitted by William Fairbairn, which is more likely (D T Jenkins, *The West Riding Wool Textile Industry 1770-1835*, (1975), p.63).

¹¹⁷ Fairbairn, *M&MWII*, pp.188-92 and Plates 17 and 18; W Fairbairn, 'Description of a Woollen Mill erected in Turkey', *MPICE*, 3, 1843, 125-6; *MG*, 22 March 1843, 20 December 1843.

¹¹⁸ *MG*, 22 March 1843.

¹¹⁹ Herbert writes that, 'Many manufacturers from Laycock (1843) onwards attempted to cope with the heat ... problem' (G Herbert, *Pioneers of Prefabrication: The British Contribution in the Nineteenth Century*, (1978), p.197n99). However a doubt lingers as to whether the sandwich form was actually built at Izmet as other sources indicate there was a plaster lining (Fairbairn, 'Description of a Woollen Mill', 125-6; *MM*, 39, July-Dec.1843, 175; *Life*, p.174).

but in the event stone was used. There was a partial undercroft but it was used as a dye-house and did not accommodate the shafting. This mill was publicised by a paper to the Institution of Civil Engineers, and a description and plates in *Mills and Millwork*.¹²⁰

Single storey integrated mills were further advocated by Fairbairn's Indian cotton mills. The second, third and several other early cotton mills in India were at Bombay, by Fairbairns, who were responsible for the planning, structure, steam-engines and shafting.¹²¹ One of these mills, the Oriental Spinning and Weaving Company, was a large single-storey building, rectangular in plan with north-light roof.¹²² Commercially successful, it was the mill chosen by Fairbairn to illustrate 'Cotton Mills' in *Mills and Millwork*.¹²³ The move to single-storey factories was slow. Land costs in urban areas were a factor. Evan Leigh, author of the *Science of Modern Cotton Spinning*, which ran to at least five editions, had reservations, yet his speculative chapter on the future of cotton mills he illustrated by a plan based on the Oriental.¹²⁴ There were further integrated single-storey woollen mills built in Yorkshire after 1870,¹²⁵ but single-storey cotton mills in Britain tended to be one-function as at Cromer Ring Mill, Middleton (1905), which closely resembled the Oriental mill in appearance and construction.¹²⁶

¹²⁰ Fairbairn, 'Description of Woollen Mill', 125-6; Fairbairn, *M&MWII*, pp.188-95 and Plates 17, 18.

¹²¹ It is not clear which were the other mills that Fairbairns built in Bombay, but by autumn 1861 there were already six cotton mills there with several others under construction, and yet others in the planning (A W Silver, *Manchester Men and Indian Cotton 1847-72*, (1966), p.308). Fairbairn's first Bombay mill, for the Bombay Spinning and Weaving Company at Tardeo, was built 1854-5. Its machinery - it had 17,000 spindles - was from Hetheringtons in Manchester (S D Mehta, *The Cotton Mills of India 1854-1954*, (1954), pp.17-21).

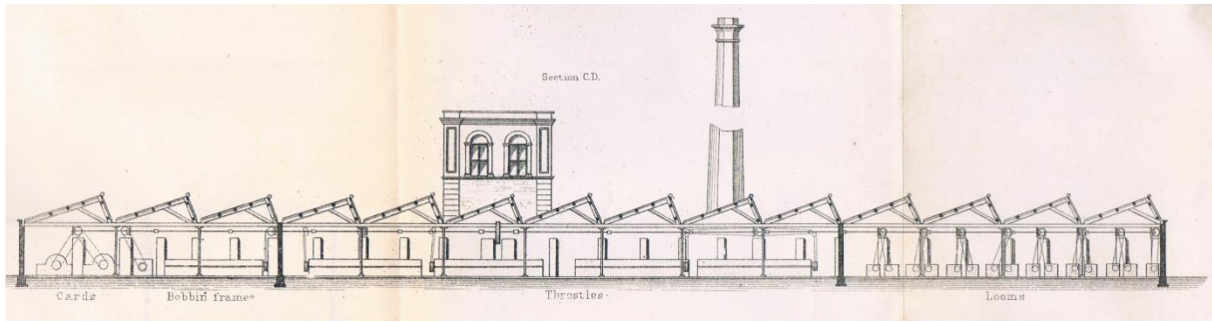
¹²² Fairbairn, *M&MWII*, pp.179-87 and Plates 15 and 16. The mill was 379ft 6in by 315ft 6in and contained 23,040 mule and 8,604 throstle spindles, and 480 power looms (E Leigh, *The Science of Modern Cotton Spinning*, (1871), p.49). The machinery was obtained from three different Lancashire firms, Platt Brothers, Hetheringtons and Sharp Roberts, in order to compare the relative efficiencies (D A Farnie, 'The Role of Cotton Textiles in the Economic Development of India, 1600-1990' in D A Farnie and D Jeremy (eds.), *The Fibre that Changed the World: The Cotton Industry in International Perspective, 1600-1990s* (2004), p.402).

¹²³ S M Rutnagur, *Bombay Industries: The Cotton Mills*, (Bombay 1927), pp.9-10; Fairbairn, *M&MWII*, pp.179-87 and Plates 15 and 16.

¹²⁴ Leigh, *Cotton Spinning*, pp.49-51, 289-90, and Plates 14, 39. Leigh attributes the design to Hetherington, who presumably supplied the machinery, and misleadingly titles the plate 'Bombay Spinning and Weaving Company'.

¹²⁵ At Alverthorpe (1870-2) and Yeadon (1888), (Giles and Goodall, *Yorkshire Textile Mills*, pp.107-8).

¹²⁶ M Williams with D A Farnie, *Cotton Mills in Greater Manchester*, (1992), p.41. Single-storey cotton-weaving mills included Martin's Mill, Rochdale (1850s) and Carrs Mill, Ashton-under-Lyne (1884), (Williams and Farnie, *Cotton Mills*, pp.77, 97).



Illus. 6.5: Oriental Spinning and Weaving Company, Bombay, 1855¹²⁷

Enfield – Prototype of Today’s Automated Single-storey Factories

Immediately following his work at Saltaire, Fairbairn was involved in the Royal Small Arms factory at Enfield. This was the first major factory outside America to employ ‘the American System’.¹²⁸ That said, it is important to recognise the precursors in Bramah and Maudslay’s locks at the end of the eighteenth-century and Marc Brunel and Maudslay’s mechanised manufacture of ships’ blocks at Portsmouth in the early nineteenth-century.¹²⁹ Enfield’s single-storey layout contained production lines with the latest automated machinery capable of producing 100,000 rifles a year with interchangeable parts.¹³⁰ Five circumstances provided the impetus for this factory - the prospect of the Crimean war, the failure of British musket-makers to meet the army’s needs, the American rifles at the 1851 London exhibition, the example of Colt’s revolver factory in Pimlico,¹³¹ and the outcome of the 1851-2 engineers’ dispute which led to semi-skilled men and boys operating machines.¹³² The Government sent a Commission, including Fairbairn’s friend Joseph Whitworth, ostensibly to visit the 1852 New York Exhibition, but in fact to report on American

¹²⁷ Fairbairn, *M&MWII*, Plate 15 (part).

¹²⁸ J Sawyer, ‘The Social Basis of the American System of Engineering’, *The Journal of Economic History*, 14, 1954, 377. There were modest precedents in late eighteenth century France (J Mokyr, ‘Technological Inertia in Economic History’, *Journal of Economic History*, 52.2, 1992, 332). There was also Colt’s small factory of 1851-2 in Pimlico (N Rosenberg (ed.), *The American System of Manufactures: The Report of the Committee on the Machinery of the United States 1855 and the Special Reports of George Wallis and Joseph Whitworth 1854. Edited with an Introduction by Nathan Rosenberg ..*, (1969), pp.17, 45).

¹²⁹ L T C Rolt, *Tools for the Job: A Short History of Machine Tools*, (1965), pp.83-91.

¹³⁰ *MM*, 23 August 1861, 110.

¹³¹ Rosenberg, *The American System of Manufactures*, pp.17, 45;

¹³² By 1848 there were 1,250 men and boys employed – 250 skilled and 1,000 semi-skilled or unskilled, a ratio of 1:5 (M E Bowbelski, *The Royal Small Arms Factory*, (Edmonton Hundred Historical Society Occasional Paper New Series No. 35, 1977), p.7).

small arms manufacture.¹³³ They found British mechanisation overtaken, with two American factories each capable of producing 30,000 muskets a year.¹³⁴ In 1853 with war declared, the War Office appointed Nasmyth, also well-known to Fairbairn, to chair a Committee to establish rifle manufacture at Enfield.¹³⁵ John Anderson, who had proved himself in charge of the Royal Gunpowder Factory and who as a journeyman had worked for Fairbairn, was given executive responsibility.¹³⁶ He proposed a factory of self-acting machines, with

everything ... passing consecutively on from one stage to another, never passing over the same ground twice, so that the raw materials which go in at one side shall come out a finished musket at the other.¹³⁷

A delegation was sent to America to purchase machinery.¹³⁸ Fairbairn was engaged to work with Anderson on the plan and layout of machinery, and to construct the north-light roof, steam engines, power transmission by way of shafting and belts, and the heating.¹³⁹ On this occasion the shafting was overhead. The main room was 300ft square with ten lines of shafting driving 800 machines.¹⁴⁰

In one sense there was nothing new at Enfield. Single-storey weaving sheds had led to single-storey factories. Automated machinery was already operational in rifle manufacture in America. What Enfield did was to bring these two features together for the first time in Europe on this scale. Typically Fairbairn was involved in a project which developed the marriage-value of existing discrete structures and technologies. Enfield also illustrates the growing necessity for teamwork in a major project. The partnering of Anderson in a project management role, with Fairbairn providing an engineering 'design & build' input, James Burton, a Master Armourer brought from

¹³³ Rosenberg, *The American System of Manufactures*; Atkinson, *Sir Joseph Whitworth*, pp.190-9. George Wallis and John Wilson were the other two members. Wallis was at the Royal Manchester Institution 1832-7, when he became friendly with Whitworth. Later he was head of the Manchester School of Design, 1843-5 (J Sharman, 'George Wallis, a pioneer of industrial art', at <http://www.historywebsite.co.uk/genealogy/wallis/wallis!.htm> (accessed 11 December 2013).

¹³⁴ D Pam, *The Royal Small Arms Factory Enfield & Its Workers*, (1998), p.47.

¹³⁵ In earlier years Nasmyth was a regular visitor to Fairbairn's home, and Fairbairn had purchased machine tools from him (*Life*, pp.155-6; J A Cantrell, *James Nasmyth and the Bridgewater Foundry. A study of entrepreneurship in the early engineering industry*, (1984). p.31n57 -1836, two planing machines and a nut-cutting machine, p.114 -1853-6, lathes; S Smiles, (ed.), *James Nasmyth Engineer; An Autobiography* (1895 ed.), p.348).

¹³⁶ *MPICE*, 86, 1886, 347. On Anderson see Rosenberg, *American System of Manufactures*, pp.80-6.

¹³⁷ 'Select Committee on Small Arms', *Parliamentary Papers*, XVIII-1854, p.27.

¹³⁸ Pam, *Royal Small Arms Factory*, p.9.

¹³⁹ *Life*, p.327.

¹⁴⁰ *MM*, 23 August 1861, 110.

America to oversee the installation of the machinery,¹⁴¹ and architects Lockwood & Mawson, with whom Fairbairn had worked at Saltaire,¹⁴² foreshadows much of today's construction industry teamwork. As so often, Fairbairn's appointment at Enfield, came from peer engineers – and the great Manchester triumvirate of Whitworth, Nasmyth and Fairbairn all had a hand in this innovative and important building.

The factory quickly became a national showpiece.¹⁴³ Early visitors included Baron Smola of the Austrian Artillery service, General Barriero from Portugal and Prince Oscar of Sweden. The French military regarded the factory with interest, and there were suspicions that it led 'to the commencement of a similar enterprise in Russia'.¹⁴⁴ The Royal Small Arms Factory at Enfield was, when it was built, the most advanced factory in Europe, and a forerunner of many single-storey production-line factories of the twentieth-century.

Textile Factories on the Continent

Personal contacts continued to be important in Fairbairns' obtaining and progressing work, particularly in Europe. In 1842 they supplied the waterwheel and millwork for only the second mechanised factory in Lombardy – the flax and hemp works of Battaglia & Co at Cassano d'Adda, which 'excited a good deal of attention in Italy'. The connection was the designer, Benedict Albano, a member of the Institution of Civil Engineers, resident in London but with Italian links.¹⁴⁵ The Norwegian entrepreneur Halvor Schou regularly visited Britain.¹⁴⁶ Around 1849 Fairbairn supplied the engine for Schou's Brenneriveien Weavery.¹⁴⁷ A few years later Schou moved his business to a water-powered site on the Aker River in Oslo, changing the company name to Hjula Weavery. Schou relied heavily on Fairbairn for guidance on

¹⁴¹ J H Lewis, 'The Development of the Royal Small Arms Factory (Enfield Lock) and its Influence upon Mass Production Technology and Product Design c1820-1880, (PhD Thesis Middlesex University 1996), p.23.

¹⁴² Jones, *Industrial Architecture*, p.102.

¹⁴³ Rosenberg, *American System of Manufactures*, p.53.

¹⁴⁴ J Tuff, *Historical, Topographical and Statistical Notes of Enfield*, (1858), p.195.

¹⁴⁵ *CE&AJ*, 5, 1842, 138-9; 6, 1843, 143, 181, 191-2 and Plate VII; S B Moody, 'Description of a Water-wheel constructed by Mr. W. Fairbairn, M.Inst.C.E., and erected in Lombardy', *MPICE*, 3, 1844, 66-7; *Archeologia Industriale. Notiziario della Società Italiana per l'Archeologia Industriale, Sezione Lombardia*, 3, March 1979, 5; and 7, March 1980, 6.

¹⁴⁶ K Bruland, *British Technology and European Industrialisation: The Norwegian Textile Industry in the mid-nineteenth century*, (1989), p.62.

¹⁴⁷ Bruland, *Norwegian Textile Industry*, pp.42, 114.

machinery and costs.¹⁴⁸ Fairbairn was in contact with him from 1850 to 1861, and recruited five of the British workers for Hjäla.¹⁴⁹ Swedish entrepreneurs at Gefle (or Gävle) appointed William Owens, a Manchester cotton man resident in Sweden, to manage the building and running of a cotton mill. Naturally turning to Manchester, he had plans prepared by Fairbairn and negotiated the contracts.¹⁵⁰ Fairbairn supplied structural ironwork, the waterwheel and power transmission.¹⁵¹ Owens and a director went to Manchester to sign the contracts.¹⁵² Fairbairn visited the work in progress.¹⁵³ Manchester had close links with Rouen,¹⁵⁴ where Fairbairn was appointed engineer for the first 'fireproof' factory in France – the flax mill, La Foudre. It was one of the largest industrial buildings in France, with elevations by a French architect – such that it was visited by Napoléon III and Eugénie.¹⁵⁵ Fairbairn's established reputation, supplemented by personal contacts, provided a sequence of commissions for prestigious industrial buildings for the family business, throughout Europe and beyond.



Illus. 6.6: La Foudre, Flax Mill, Rouen, 1845.¹⁵⁶



Illus. 6.7: Whittakers' Mill, Ashton-under-Lyne, 1847 – typical Lancashire cotton mill, by Fairbairn¹⁵⁷

¹⁴⁸ Bruland, *Norwegian Textile Industry*, pp.76-7. Letter Fairbairn to Schou, 31 March 1856, Copy obtained from Norsk Teknisk Museum, Oslo, where the original is held. The machinery appears to have been supplied by Hetherington.

¹⁴⁹ Bruland, *Norwegian Textile Industry*, pp.87, 114-5, 170.

¹⁵⁰ S Söderberg, *Förstaden vid Testeboån: arkivanteckningar och traditioner om Strömsbros uppkomst och utveckling*, (1966), pp.59-63; *Manchester Guardian*, 31 July 1850; Nilson, 'Invisible Hand', p.14, reprinted in *A Case of Identities: Festschrift to Martin Peterson*, (Göteborg University 2006).

¹⁵¹ P Carlberg, 'Personal Contacts Between the Manchester Area and Gefle in Sweden a Hundred Years Ago: A Communication', *Transactions of the Lancashire and Cheshire Antiquarian Society*, 70, 1960, 58; *UIFE2*, pp.229-31.

¹⁵² Nilson, 'Invisible Hand', p.12

¹⁵³ *Life*, p.365.

¹⁵⁴ In the late eighteenth-century the Normandy Chamber of Commerce referred to Manchester as 'the Rouen of England' (quoted in A Young, *Travels During the Years 1787, 1788, & 1789 undertaken more particularly with a view of ascertaining the Cultivation, Wealth and Resources, and National Prosperity of the Kingdom of France*, (2nd ed.1794), pp.523-4.

¹⁵⁵ L'Association Mémoire et Patrimoine de Petit-Quevilly, 'Caserne Tallandier', (5-page leaflet, nd).

¹⁵⁶ [http://www.1st-art-gallery.com/thumbnail/366595/1/\\$27la-Foudre\\$27-Cotton-Mill.jpg](http://www.1st-art-gallery.com/thumbnail/366595/1/$27la-Foudre$27-Cotton-Mill.jpg) (accessed 29 May 2013).

Table 6.2. *Existing Textile Mill Sites* on the draft list of TICCIH, at which Fairbairn worked.

Country	Mill	Date of Fairbairn Involvement	Work done by Fairbairn
England	Murray Mill, Ancoats, Manchester. (cotton)	1818	Renewal of millwork (shafting etc).
England	McConnel & Kennedy, Sedgwick Mill, Ancoats, Manchester. (cotton)	1818, 1866.	Layout, millwork. In 1866 moving of columns to give wider bays.
Ireland	Malcolmsons, Portlaw (cotton)	1826	Design and other work, but full extent not known.
Scotland	James Finlay & Co, Deanston. (cotton)	1830	Waterwheels and lade.
Ireland	Herdman's, Sion Mills, (flax)	1835-9	Waterwheels and leat.
France	La Foudre, Rouen (flax)	1845	Design and other work, but extent not known.
Finland	Finlaysons, Tampere. (cotton)	1849	Waterwheel and millwork, and probably extension.
Russia	Steiglitz Flax Mill, Ivangorod. (flax)	1850	Design, millwork, waterwheel.
England	Saltaire, (alpaca)	1851-3	Design, structural ironwork, millwork, engines.

In 2003 The International Committee for the Conservation of the Industrial Heritage prepared a draft list of internationally important *existing textile* sites.¹⁵⁸ A measure of Fairbairn's standing in the field of industrial building may be gauged from the fact that he worked at nine of the sites on this list, as listed in Table 6.2, way ahead of any other engineer, architect, contractor or entrepreneur. Supplementing this list by Fairbairn's textile mills that are known to have been demolished, his corn mills and buildings for engineering and other industries, his waterwheels, steam engines and boilers, establishes him as the leading engineer in the field of industrial buildings during the half-century 1820-70.

Corn Milling

In 1850 *The Engineer and Machinist's Assistant* saw Fairbairn occupying 'a most distinguished position' in the development of corn-mills and consequently 'extensively employed' in their erection throughout Great Britain and the Continent.¹⁵⁹ Further afield, and an indication of his standing, an Australian newspaper advertisement for the sale of a corn-mill advised that, 'The works of Wm

¹⁵⁷ <http://www.britainfromabove.org.uk/download/EPW0289088> (accessed 6 January 2014). For description see Fairbairn, *Application*, pp.158-60; I Haynes, *Cotton in Ashton*, (1987), p.39.

¹⁵⁸ The International Committee for the Conservation of the Industrial Heritage, *The International Context for Textile Sites*, (2003). Note that these are *existing textile* sites – the list would be very much longer if demolished mills and non-textile sites were included.

¹⁵⁹ [D Scott], *The Engineer and Machinist's Assistant*, (1850), Vol.1 Description of Plates, p.91, Vol.2 Plates 98-106.

Fairbairn, of Manchester, and C and O Evans of Philadelphia, were constantly consulted in its erection'.¹⁶⁰ At the Great Exhibition, Fairbairn's flour-mill exhibit - 'Improvements in the manner of driving, in the means employed for adjusting and regulating the grinding stones, and in the means of feeding' - won a Council Medal.¹⁶¹

Fairbairn's flour-mills were commissioned by John Anderson for a unique project for the Crimea. Once again a peer engineer, facing a novel challenge, turned to Fairbairn. Two ships were fitted out by Fairbairn in less than twelve weeks, one as an automated corn-mill with four pairs of stones, and the other a bakery. With 80hp engines by Robert Stephenson & Co, they steamed to Balaclava, produced 24,000lbs of flour per day from poor local wheat, and baked 6,000 3lb loaves per day. Wheat could be ground even when the vessel was at sea in a heavy swell.¹⁶² They were an eminent success.

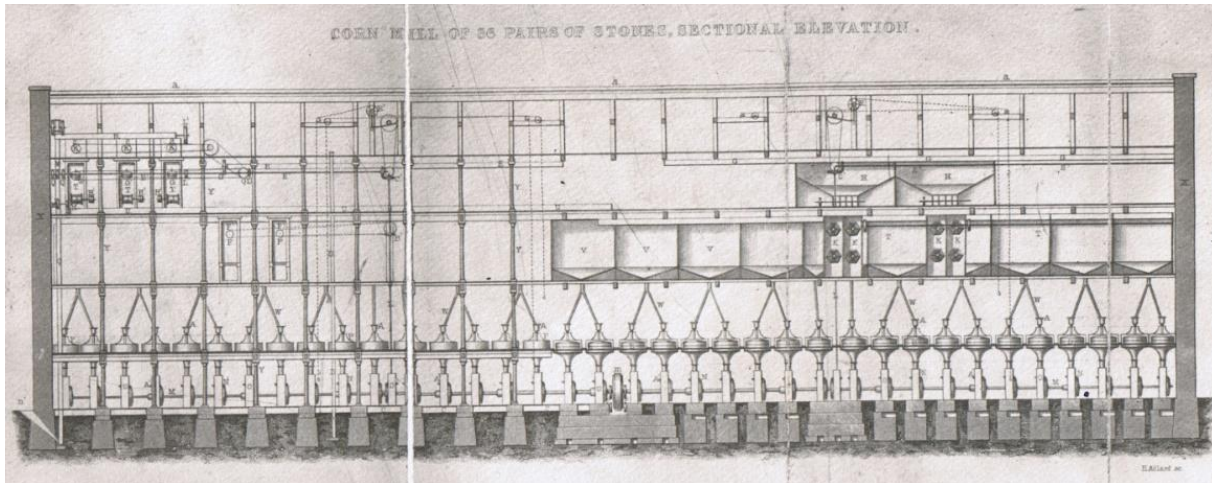
Fairbairn brought traditional milling with millstones to the height of its development with a steam-driven mill with thirty-six pairs of millstones at Taganrog in Russia – designed before the Crimean War and built after it. This was one of the largest and most mechanised corn-mills in the world in the mid-nineteenth-century and represents the culmination of fifty years of Fairbairn's corn-mill work. The mill was four stories high, plus an attic. Its upper floors were, untypically in a Fairbairn mill, of timber. The grain entered the mill from the nearby granary by a chute below ground floor level and was carried to the top floor by a continuous bucket elevator. In a typically Fairbairn arrangement the millstones were in a single row on the first floor, driven by shafting and gearing on the ground floor. The whole mill was a mechanised process on a grand scale.¹⁶³

¹⁶⁰ *The Maitland Mercury and Hunter River General Advertiser*, 2 April 1859. The only writing on corn mills by Fairbairn prior to this date was a section of his report 'On the Comparative Merits of the Machinery of the Paris Universal Exhibition, 1855' which was not widely available until reprinted in 1866 (Fairbairn, *UlfE3*, pp.141-4) and the reference is probably to the descriptions and illustrations of Fairbairn's work in *The Engineer and Machinist's Assistant*, Plates 98-106. The Evans' work would probably be *The Young Mill-Wright and Miller's Guide*, which had reached its fourteenth edition by 1859.

¹⁶¹ *Exhibition 1851: Reports of the Juries*, (1852), pp.203-4.

¹⁶² Fairbairn, *M&MWII*, pp.132-8; W Fairbairn, 'On a Floating Corn Mill for the Navy', *MPICE*, 17, 1858, 159.

¹⁶³ Fairbairn, *M&MWII*, pp.127-32 and Plates 11-14.



Illus.6.8: Corn-mill with 36 pairs of millstones, Taganrog, Russia. Designed c.1852. Built c.1860.¹⁶⁴

Fairbairn did not introduce mechanisation or automation to corn-milling. These went back to the previous century, to Boulton & Watt and Rennie at the Albion Mill in London, and to Oliver Evans in America.¹⁶⁵ What Fairbairn did for corn-milling, as in several other areas of his work, was to bring together and improve all that was best in the practice of the day, including engaging and disengaging gear for each pair of millstones, a tripod above the millstones to hold the 'silent feeding apparatus' which he claims to have introduced, elevators comprising endless chains of small buckets, creepers in the form of long Archimedian screws which Fairbairn is credited as having improved from the earlier 'rude, cumbrous and expensive devices', and the stone-lifting apparatus to lift, swing round and invert the millstones to allow the dressers to work on them.¹⁶⁶

For two thousand years man's staple diet had been milled with stones, but by 1860 millstones were near their end. The future lay with the radically different roller milling, which was faster, used less power and provided a better product, and in the development of which Fairbairn played no part.¹⁶⁷ His fame rests on having been the engineer who brought traditional corn-milling to its zenith.

¹⁶⁴ Fairbairn, *M&MWII*, Plate 13.

¹⁶⁵ A W Skempton, 'Samuel Wyatt and the Albion Mill', *Architectural History*, 14, 1971, 53-152; S Smiles, *Lives of the Engineers*, (Vol.2, 1862), pp.136-42; O Evans and T Ellicott, *The Young Millwright and Miller's Guide*, (1795); S Giedion, *Mechanization Takes Command: a contribution to anonymous history*, (1948), pp.84-5.

¹⁶⁶ Fairbairn, *M&MW* (4th ed.), pp.418-9, 426-34, 439-40; Fairbairn, *UlfE3*, p.143; [D Scott], *The Engineer and Machinist's Assistant*, (1850), Vol.1, Description of Plates, pp.94-7.

¹⁶⁷ See Chapter 10.10.

6.7. Coal Mining – Engines, Elevators and Experiments.

Fairbairn's apprenticeship was with a colliery engineer and over forty years later he was still involved with colliery engineering. His best known work in this field, at Astley Pit, Dukinfield, begun in 1847, is significant in a number of respects. Firstly, and typically, he was working at what was the deepest pit of its day, on what the *Manchester Guardian* called 'one of the most stupendous works undertaken in the annals of mining'.¹⁶⁸ His work included innovative pumping and winding engines, thought to be the most powerful of their time, and encompassing the transfer of technology from marine engines to mine engines. It also involved aspects of the development of the elevator which have been largely ignored. Finally this work provides an illustration of how Fairbairn's engineering work meshed with his experimental work – in this case working with leading scientists - and with the British Association.

The pumping engine was on the Cornish principle, whereby the engine raised the plungers and pump-rods, and as these then descended, they forced the water up to the next level. However, instead of the almost invariable working beam above the cylinder, Fairbairn substituted two beams – one counterweighted - below the cylinder, resting on a platform level with the ground, thus saving the expense of a high building and massive masonry. This was similar to the marine engines developed by Fairbairn for textile mill use, but without the flywheel.¹⁶⁹ There were sets of plunger pumps, each raising the water 200ft. Each stroke of the engine raised 30,000 gallons. Fairbairn described the engine to the Institution of Mechanical Engineers.¹⁷⁰ His paper and illustrations were reproduced in *The Engineer*, and in *The Mechanics' Magazine*.¹⁷¹ The latter drew a response from an engineer in Edinburgh, 'The arrangement is not novel', and details were given of five similar earlier engines.¹⁷² Whether Fairbairn's pumping engine was a development of his

¹⁶⁸ *MG*, 16 July 1858.

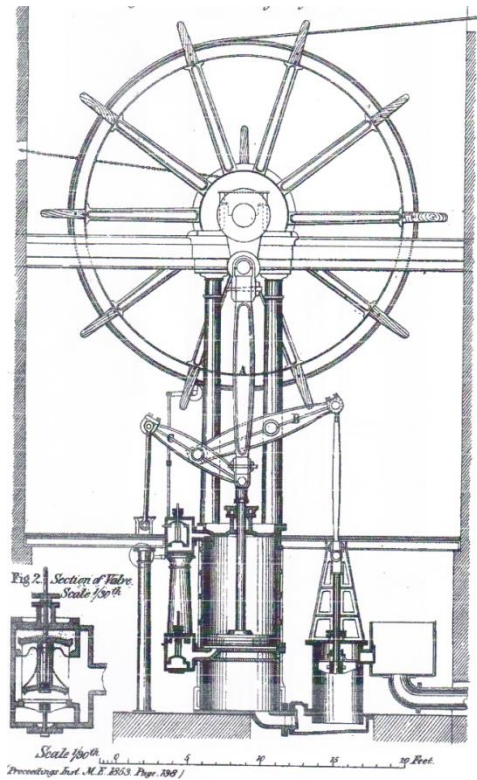
¹⁶⁹ See Chapter 5; Fairbairn, *M&MWI*, pp.246-7 and Plate 8. Also illustrated in J Scott Russell, 'Steam-Engine' in *Encyclopaedia Britannica 7th Edition*; and in G Watkins, *The Textile Mill Engine*, (1970), Vol.1, p.43.

¹⁷⁰ W Fairbairn, 'Description of a New Construction of Pumping Engine', *MPIME*, 6, 1855, 177-82 and Plates 33-36. The cylinder was 70 inches in diameter and the stroke 8ft.

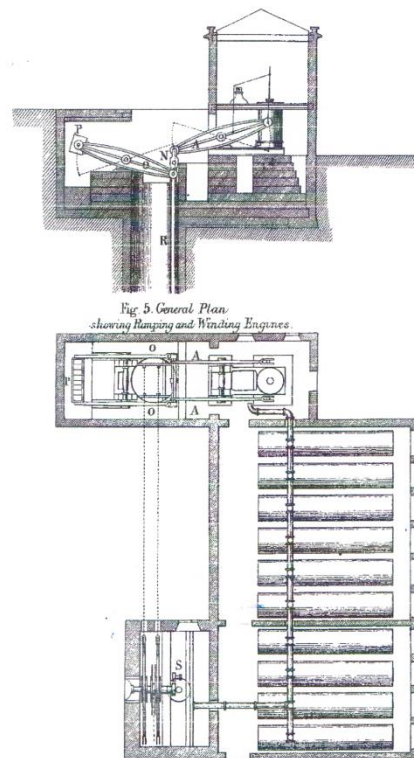
¹⁷¹ *The Engineer*, 1, Jan.-June 1856, 183-4; *MM*, 64, 1856, 337-40.

¹⁷² *MM*, 64, 1856, 370.

marine engines of the 1830s, or the development of a more recent engine by someone else is unclear. In any event the gifted engineer Charles Beyer, having viewed Fairbairn's engine at work, thought it 'one of the finest pumping engines he had seen'.¹⁷³



Illus. 6.9: Winding Engine, Astley¹⁷⁴



Illus. 6.10: Section through Pumping Engine, Astley, and plan showing pumping engine, winding engine (bottom left) and range of 10 boilers.¹⁷⁵

The winding engine was within a 50ft high engine-house. Four massive cast-iron columns rose to an entablature which supported the crank-shaft and two fly-wheels, on the peripheries of which wound the 'flat wire ropes'. The engine was of the 'direct action' type with 'grasshopper' motion, similar to Fairbairn's widely acclaimed marine engines for the frigates *Vulture*, *Odin* and *Dragon*. Again there was transference of technology from marine engines to a mine engine, but the pumping and winding engines at Astley were very different, as illustrated above.¹⁷⁶ The winding engine was also the subject of a paper to the Institution of Mechanical Engineers.¹⁷⁷

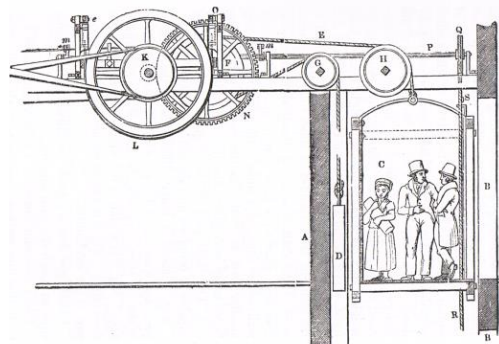
¹⁷³ *MPIME*, 6, 1855, 182.

¹⁷⁴ Fairbairn, 'Winding Engine', Plate 32.

¹⁷⁵ Fairbairn, 'Pumping Engine', Plate 35.

¹⁷⁶ For illustrations of the engine of the *Vulture* see *The Practical Mechanic*. 3, 1844, Plate 2; for that of the *Odin* see J Bourne, *A Treatise on the Steam Engine in its application to Mines, Mills, Steam*

Fairbairn had hands-on involvement with elevators, in textile mills and coal mines, but little acknowledgement has been given to any British engineers in the development of the elevator, which was included in a recent list of the *100 Greatest Science Inventions of All Time*, because it enabled modern cities to be built by making tall buildings accessible.¹⁷⁸ Its invention has been attributed to James Bogardus and to Elisha Otis,¹⁷⁹ but its initial development - incremental and cumulative - took place in two parallel but discrete areas of British industry in the first half of the nineteenth-century, textile mills and coal mining, in both of which Fairbairn had hands-on involvement with elevators. Strutt's early nineteenth-century North Mill at Belper had a steam-driven 'crane' with a counterweighted basket to convey workers to the upper floors. It was made by Frost of Derby.¹⁸⁰ In 1835 Fairbairn included two developed examples of this lift at Orrell's Mill, illustrated by Ure in 1835 with a sectional drawing showing passengers in the car.¹⁸¹ This was immediately reproduced in *The Penny Magazine*, including its American edition published in Boston and New York, nearly two decades before Bogardus and Otis.¹⁸²



Illus. 6.11: Ure's Illustration of an Elevator at Orrell's Mill, Stockport, 1835.¹⁸³

At Astley Fairbairn's winding engine was larger than any previously built. The two 'cages' counterweighted each other, lifting coal to the surface and conveying personnel to and from the workings. Each cage, carrying four 8cwt coal boxes, was

Navigation, and Railways, (1851), Plate I; and for that of the *Dragon*, see [Scott], *Engineer and Machinist's Assistant*, Plates 74-8.

¹⁷⁷ W Fairbairn, 'On a New Description of Winding Engine', *MPIME*, 4, 1853, 137-42 and Plates 32 and 33. The cylinder was 60 inches in diameter and the stroke 8ft.

¹⁷⁸ K F Haven, *100 Greatest Science Inventions of All Time*, (2007), p.120.

¹⁷⁹ S Giedion, *Space, Time and Architecture*, (3rd ed. 1853), pp.196-7, 206-8.

¹⁸⁰ A Rees, *Cyclopaedia or Universal Dictionary of Arts, Sciences and Literature*, (Vol.1, 1812-3), referred to in L E Gray, *From Ascending Rooms to Express Elevators: A History of the Passenger Elevator in the 19th Century*, (2002), pp.1-8.

¹⁸¹ Ure, *Philosophy*, pp.45-54.

¹⁸² Gray, *Passenger Elevator*, p.8.

¹⁸³ Ure, *Philosophy*, p.48.

raised in one minute, at 20mph over the equivalent of a 200-storey building – and this three years before Bogardus and Otis.¹⁸⁴

Astley Pit also illustrates how there was sometimes a link between Fairbairn's engineering work, his experimental work and the British Association. At the Association's 1847 meeting the mathematical geologist, William Hopkins, presented a paper about the fluidity, solidification, form and thickness of the earth's crust.¹⁸⁵ Intrigued, Fairbairn measured the temperatures of the strata at various depths during the sinking of the Astley shaft, finding a rise of 1°F per 76.8ft.¹⁸⁶ Hopkins wishing to experiment on the influence of pressure on solidification, asked if Fairbairn's lever was still available, which it was, and a grant was obtained for the experiment, subject to Joule being involved.¹⁸⁷ Using the lever, pressure was put on various substances in a brass cylinder, which was then heated. William Thomson, a former pupil of Hopkins (and to become Lord Kelvin), designed a device for the experiments to show when fusion took place.¹⁸⁸ The results indicated 'an increase in the temperature of fusion proportional to the pressure to which the fused mass was subjected'.¹⁸⁹ In his Presidential Address to the British Association in 1853 Hopkins referred to the experiments in which 'Mr Fairbairn, Mr Joule and myself ... have been engaged at Manchester' and subsequently both Hopkins and Fairbairn read papers on the experiments.¹⁹⁰ Fairbairn also read papers on his temperature measurements which were reproduced in Hull's standard work, *The Coal-Fields of*

¹⁸⁴ Fairbairn, 'Winding Engine', 137-2. Reporting to the Coroner's court on the failure of a platform hoist at Miles Platting Locomotive Works in 1867, Fairbairn pointed out that in 'factories, mills and warehouses' hoists had 'catches which acted with great precision' stopping the hoist if the chain or rope broke, as had happened at Miles Platting (*MG*, 30 January 1867, 2 March 1867). This was fourteen years after the dramatic demonstration in New York when Otis cut the rope which was raising the platform on which he stood – and it did not crash to the ground. (Giedion, *Space, Time and Architecture*, p.207). It is unclear if safety catches were introduced into Britain before or after the Otis spectacular demonstration.

¹⁸⁵ W Hopkins, 'On the Geological Theories of Elevation and Earthquakes', *BASS1847*, pp.33ff.

¹⁸⁶ Fairbairn, *UIFE3*, p.89.

¹⁸⁷ *Life*, pp.289-91. On Joule see D S L Cardwell, *James Joule: A Biography*, (1989).

¹⁸⁸ On Thomson see C Smith and M N Wise, *Energy and Empire: A Biographical Study of Lord Kelvin*, (1989).

¹⁸⁹ Fairbairn, *UIFE3*, pp.90-5.

¹⁹⁰ W Hopkins, 'Presidential Address', *BAAS1853*, p.li; W Hopkins, 'An Account of some Experiments on the Effect of Pressure on the Temperature of Fusion of Different Substances', *BAAS1854*, pp.s57-8; W Fairbairn, 'On the Density of Various Bodies when subjected to enormous compressing Forces', *BAAS1854*, p.s56; W Hopkins, 'Experimental Researches on the Conductive Powers of various Substances, with the Application of the Results to the Problem of Terrestrial Temperature', *Philosophical Transactions of the Royal Society*, 1857, 805-49.

Great Britain.¹⁹¹ These experiments enhanced Fairbairn's prestige, not least through his association with men of the standing of Hopkins, Joule and Thomson. His engineering work at Astley was drawn to the notice of a wider audience when it was one of the offered excursions at the British Association meeting in Manchester in 1861 under Fairbairn's presidency, and members, accompanied by several ladies, descended the shaft and 'drank the Queen's health deep beneath the earth's surface'.¹⁹²

6.8. Conclusion

From the mid-1840s Fairbairns was a family business as four of the sons, without the benefits of premium apprenticeships or university education, joined their father. Here would seem to be the dynastic spur identified by Schumpeter and Perkin.¹⁹³ Here too were the roots of subsequent succession without recruitment of people of ability from outside the family, leading ultimately to the firm's demise, and providing support for Mary Rose's advocacy of the need to plan creatively for leadership succession.¹⁹⁴ There is little evidence of the roles of the sons in the business other than that Thomas, the most able of them, was at Millwall for nearly eight years and there are strong indications that on his return to Manchester he ran the locomotive department. He also played a significant part in the engineers' dispute of 1851-2. At Ancoats the firm designed mills and manufactured steam-engines, boilers, millwork and locomotives, with tubular-girder bridges from 1847 and cranes from 1850. There are no records of profit margins or the scale of profits being made. There is, however, ample evidence that the work at Ancoats was sufficiently profitable to make good the substantial losses at Millwall; that when the sons' influence began to predominate, profits began to accumulate; and that the tubular-girder bridges were

¹⁹¹ W Fairbairn, 'On the Temperature of the Earth's Crust as exhibited by Thermometrical Observations obtained during sinking of the deep mine at Dukinfield', *Proceedings of the Manchester Literary and Philosophical Society*, 1861, 64-6; W Fairbairn, 'Report on the Temperature of the Earth's Crust, as exhibited in the Dukinfield Deep Mine', *BAAS 1861*, pp.53-6; E Hull, *The Coal-Fields of Great Britain*, (1861), pp.223-9,

¹⁹² *The Engineer*, 12, July-Sept. 1861, 182.

¹⁹³ J A Schumpeter, *The Theory of Economic Development*, (1934), pp.93-4; H Perkin, *The Origins of Modern English Society 1780-1880*, (1969), pp.83-5.

¹⁹⁴ M B Rose, 'Beyond Buddenbrooks: the family firm and the management of succession in nineteenth-century Britain' in J Brown and M B Rose, *Entrepreneurship, networks and modern business*, (1993), pp.133-5.

highly profitable at the end of the 1840s.¹⁹⁵ It is likely that the locomotive department was less profitable, as tendering for locomotives designed by railway company engineers was very competitive, although margins for overseas locomotives are likely to have been higher.

The family firm's construction of mills and millwork continued to enhance William Fairbairn's standing in this field. They ranged from the vast scale and quality of Salt's Mill to the advocacy of single-storey factories, setting the pattern for the next century. The mills, together with their prime movers and power transmission, were exercises in optimisation, bringing together the best from every source. With so many more examples of Fairbairn's mill work having been identified since the 1970s there is need for a reassessment of Tann's somewhat dismissive approach to Fairbairn.¹⁹⁶ Fairbairn's colliery engines provide a further illustration of the transfer of technology highlighted by Rosenberg and Vincenti, in this case from marine engines to colliery engines.¹⁹⁷ Attention has been drawn to colliery winding machinery in the history of the elevator and, for the first time, to Fairbairn's role in constructing the elevator with the longest and fastest travel at that time, a lacuna in Gray's work.¹⁹⁸ The firm's display at the Great Exhibition has been highlighted and there is little doubt that it was beneficial to the business.

Throughout this decade Fairbairn's experimental testing and measuring continued to establish his reputation in this field - beams at Saltaire, the causes of boiler explosions, temperatures at the Astley Pit, the effect of pressure on solidification, and, in the next chapter, his most famous experimental work - that which led to the Britannia Bridge. Active participation in the Institution of Civil Engineers and the British Association kept his name to the fore amongst peers – and a large amount of work came from peer engineers.

It may not have been until his sons' influence predominated that Fairbairn accumulated wealth, but it was their father's vision and impetus that generated that wealth. He did so through the mills he planned, the technology he transferred, his

¹⁹⁵ *Life*, pp.318-9, 342, 466.

¹⁹⁶ J Tann, *The Development of the Factory*, (1970), p.105.

¹⁹⁷ Rosenberg and Vincenti, *Britannia*, pp.49-52.

¹⁹⁸ Gray, *Passenger Elevator*.

drive to ensure that his commissions incorporated the best available and his development of derivatives from the tubular bridge experiments. It was their father who networked among potential clients and who publicised the company's achievements. The sons' training in engineering was meagre, but this was of small consequence whilst their father was in full spate. The situation would change dramatically within a few years of his retirement. The family business phase of Fairbairn's career ended on the highest of notes. Three sons inherited one of the largest, most respected, innovative, versatile and profitable engineering companies in Britain.

Chapter 7: Tubular Structures

7.1. Introduction

A major component of the work of the family business was an innovative use of wrought-iron, by way of tubular structures, which put the seal on Fairbairn's fame. This sphere of work had its roots in commercial pressure for a railway to Holyhead, for the passage to Ireland, coupled with onerous Admiralty requirements for bridging the Menai Straits. Fairbairn undertook experiments which resulted in the Britannia Bridge, the longest wrought-iron girder span of its day, far longer than any before it. It was a leap into the unknown, achieved from a base where relevant knowledge, theoretical or practical, of an iron structure of this magnitude did not exist. Engineers came from all over Europe to see it. How did this occur and what role did Fairbairn have in it? Few other tubular bridges were built, and soon after it was constructed it was assumed to be a cul-de-sac in bridge-building. Was this so, or did the Britannia Bridge over the Menai Straits influence bridge-building at that time in Europe? What was its contribution to the knowledge of buckling? Was Britannia a dead end or a remarkable anticipation of bridge-building over a century later?

What were the circumstances that led to a rapid growth in the use of tubular-girder bridges? Why was their use largely limited to one single decade of opportunity? What took their place, and was this a matter of theoretical calculations superseding rule-of-thumb and trial-and-error? The timing of the collapse of Stephenson's Dee Bridge is shown to be crucial to these questions.

From the tubular-girder there were further derivatives, most spectacularly the swan-neck tubular crane – the Fairbairn crane. For twenty-five years it was the dockside heavy crane of choice, and continued to be built into the early years of the twentieth century. How did it diffuse to other countries and to Continental manufacturers, and what were its derivatives?

Bringing together Fairbairn's work on these various tubular structures emphasises their inter-relationship, which occurred within the context of two of the most formative

decades in the history of bridge-building, 1840-1860, when the increasing availability of wrought iron, the growing demands of the railways and the development of the theory of structures came together, bringing rapid change, in which Fairbairn played a major role.

7.2. Tubular Bridges

The longest wrought-iron girder bridge increased from 31ft 6in to 460ft in one gigantic leap as a result of Fairbairn's experiments and design input. These experiments were the earliest to draw attention to buckling. In Europe the Britannia Bridge promoted the adoption of girder bridges for long spans in place of suspension bridges. It generated various derivatives including the tubular-girder bridge and the Fairbairn crane, and its cellular construction transferred to shipbuilding. Tubular bridge construction anticipated the box-girder bridges of the late twentieth century.

No sooner had Fairbairn decided to cease shipbuilding, than, in 1845, another unexpected opportunity arose through a link from earlier days, George Stephenson, who 'arranged' for his son Robert, now Engineer to the Chester & Holyhead Railway, to meet with Fairbairn.¹ The challenge was to bridge the Menai Straits, where the Admiralty required 105ft headroom for a 450ft span. This ruled out an arch. A bowstring design appears to have been considered but rejected.² A suspension bridge was ruled out by feared instability.³ Recalling the launch of the *Prince of Wales* when she stuck, supported only at bow and stern, without breaking her back, Robert Stephenson suggested a tube.⁴ The Board of Trade adviser, General Palsey, suggested a suspended deck, formed into a lattice but with the chains

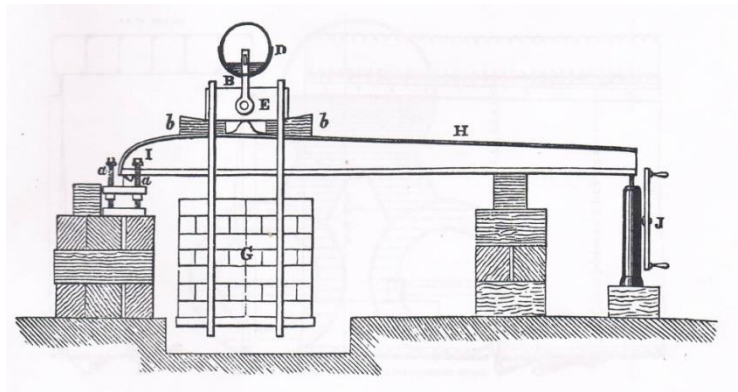
¹ [R] J [M] Sutherland, 'Iron Railway Bridges' in M R Bailey (ed.), *Robert Stephenson – The Eminent Engineer*, (2003), p.318.

² Sutherland, 'Iron Railway Bridges', pp.334-5- maintaining the required headroom during construction would have been difficult.

³ T F Peters, *Building in the Nineteenth Century*, (1996), p.166; S B Hamilton, 'Building and Civil Engineering Construction', in C Singer et al (eds.), *A History of Technology*, (1958), Vol.4, p.460. Stephenson had had a negative experience with one on the Stockton & Darlington Railway - the trains caused a wave in the deck 'which racked the bridge to pieces in a few years'.

⁴ E Clark, *The Britannia and Conway Tubular Bridges*, (1850), Vol.1, p.30. Fairbairn also witnessed the event (L T C Rolt, *Victorian Engineering*, (1970), pp.84-5. However, Rolt gives no source for this statement). Two other sources of the idea, both from 1845, have been given – a Mr Randall in the Commons Committee examining the Chester & Holyhead Bill, and John de la Haye of Liverpool (S Tyson, 'Notes on the History, Development and Use of Tubes in the Construction of Bridges, *IAR*, 2.2, 1977-8, 143).

retained.⁵ Stephenson amalgamated the ideas, proposing decks on which the tubes would be constructed, after which the chains would support the tubes, and Fairbairn was commissioned to pursue the proposal. He brought in Hodgkinson, with his knowledge of mathematics, to assist. Fairbairn undertook initial experiments using his Lever on aerodynamic circular and elliptical shapes. These were considered first because of concern about wind-loading, but the rectangular section was soon found superior because of the tendency of the others to buckle – the flange in a rectangular section is larger and more efficient than in a circular or elliptical cross section.⁶ He also found that the top flange in compression needed to be strengthened with closed cells to minimise the risk of buckling. He was surprised: results ‘were not always in accordance with established theories ... On the contrary, weakness was found where strength was expected’.⁷



Illus. 7.1: Fairbairn's Lever as used for testing tubes at the start of the Britannia experiments⁸

These experiments were the earliest shell buckling tests on thin-walled tube structures under axial compression and bending, with failure through elastic instability.⁹ They have some affinity to Fairbairn's later experiments with boiler flue tubes under external pressure.¹⁰ For Fairbairn and Hodgkinson the problem was limited to lateral buckling of a compressed member, but elastic stability has since developed into a major area of engineering science, with thin shells of prime

⁵ Clark, *Britannia and Conway Tubular Bridges*, Vol.1, pp.65-7.

⁶ B Åkesson, *Plate Buckling in Bridges and Other Structures*, (2007), p.26.

⁷ Fairbairn, *B&CTB*, p.210. The results are shown on pp.209-81.

⁸ Fairbairn, *B&CTB*, p.212.

⁹ J Singer, J Arbocz and T Weller, *Buckling Experiments: Shells, Volume 2, Shells, Built-up Structures, Composites and Additional Topics*, (2002), p.623.

¹⁰ See Chapter 9.6; J Singer, 'Experimental Studies in Shell Buckling', in N F Knight, Jr and N P Nemeth (eds.), *Stability Analysis of Plates and Shells: A Collection of Papers in Honor of Dr Manuel Stein*, (1998), p.21.

importance in modern aircraft construction.¹¹ Over a century later these classical experiments continue to hold 'great interest for engineers working with thin walled structures'.¹²

In February 1846, Stephenson, Fairbairn and Hodgkinson delivered individual reports to the Railway Company's Directors, all positive but differing about the chains - Hodgkinson recommended retention, Stephenson appeared undecided and Fairbairn was firmly against their retention.¹³ By May, masonry was underway at Conway and Menai, anticipating satisfactory test results on a 1/6th scale model, 75ft long with six cells at the top, based on earlier experiments.¹⁴ Because of the cost, Fairbairn was limited to one model and proceeded by parameter variation – keeping all the components, save one, constant and noting the effects of changing that one component. The bottom flange failed, was strengthened and re-tested, until in the sixth test, the top buckled. Fairbairn had increased the failure load from 35.5 tons to 86 tons with only 20 per cent more material.¹⁵ These were the first structural model tests on a British railway bridge: 'Nothing', said Stephenson's trusted assistant, Edwin Clark, 'could be more satisfactory than the result'.¹⁶

Time was an issue and it became apparent that the design would have to proceed without formulae from Hodgkinson, whose research was proceeding slowly. His results, whilst providing useful knowledge played little part in the design of the bridges.¹⁷ A disagreement occurred when Hodgkinson claimed he had conceived the cellular arrangement, and was critical of Fairbairn's experiments.¹⁸ Stephenson deplored the jealousy that the investigation had given rise to and on 9 October Fairbairn assured him that 'the misunderstanding between Mr Hodgkinson and

¹¹ J Singer, 'Stiffened Cylindrical Shells' in J G Teng and J M Rotter, *Buckling of Thin Metal Shells*, (2004), p.287.

¹² S P Timoshenko and J M Gere, *Theory of Elastic Stability, Second Edition*, (1961), p.432.

¹³ Fairbairn, *B&CTB*, pp.33-47.

¹⁴ C A Gresham, 'William Fairbairn and the Conway Tubular Bridge', *Transactions of the Caernarvonshire Historical Society*, 9, 1948, 51.

¹⁵ Rosenberg and Vincenti, *Britannia*, pp.25-7.


¹⁶ D Smith, 'Structural model testing and the design of British railway bridges in the nineteenth century', *TNS*, 48, 1976-7, 88; Clark, *Britannia and Conway Tubular Bridges*, Vol.1, p.184.

¹⁷ Rosenberg and Vincenti, *Britannia*, p.29; B Warburton, 'Eaton Hodgkinson (1789-1861) and the Science of Strength of Materials', (PhD Thesis UMIST 1971), p.4.22.

¹⁸ Sutherland, 'Iron Railway Bridges', p.323; E Hodgkinson to R Stephenson, ECLB/96, Stephenson Papers, ICE; *CE&AJ*, 9, 1846, 307-8; *Report of the Commissioners appointed to inquire into the Application of Iron to Railway Structures*, (1849), p.123, reproducing report from the *Railway Chronicle*, 3 October 1846.

myself ... is now all settled': but on 28 October Clark wrote to Stephenson, 'They continue to hate each other most enthusiastically'.¹⁹ Relationships improved and following Hodgkinson's decease, Fairbairn spoke of him to the British Association, 'For a long series of years he and I worked together ... I look back to the days of our joint labour with unalloyed pleasure and satisfaction'.²⁰

Fairbairn, continuing to oppose the chains, proposed floating the tubes into location and jacking them up to their final positions, and Stephenson was persuaded to accept this.²¹ Fabrication of the first Conway tube started in April 1847, on timber staging on the shore. Stone piers were built under each end of the tube and, when it was complete, the timber staging was cut away and the beam load-tested.²² On 6 March 1848, with both Stephensons, I K Brunel and William Fairbairn atop, the 1,300ton tube was floated down the turbulent tidal Conway on six pontoons.²³ Two hydraulic presses lifted it to 18ft above high water.²⁴



Illus.7.2: Britannia Bridge as Stephenson originally envisaged it.²⁵

Conway was followed by Britannia, with its immense, self-supporting, wrought-iron tubes and with its tall towers, built for possible chains, adding to its grandeur. The mode of construction, without chains, was due to Fairbairn who has not been given the appropriate credit for this. Without the towers Britannia would have been a

¹⁹ Fairbairn, *B&CTB*, pp.60, 108; E Clark to R Stephenson, 28 October, 1846, ECLB/3, Stephenson Papers, ICE.

²⁰ W Fairbairn, 'Presidential Address', *BAAS1861*, pp.lxiv-v.

²¹ Fairbairn, *B&CTB*, pp.90-3; Rosenberg and Vincenti, *Britannia*, p.40

²² Gresham, 'Conway', 54-5. The tube deflected by $7\frac{7}{8}$ in, against a calculated deflection of 8in. Loads of 300tons were introduced into the tube and deflection increased to 11in, returning to $8\frac{1}{4}$ in when the load was removed.

²³ *Mining Journal*, 18, 1848, 127. The tube was 412ft long and 25ft 6in high.

²⁴ The Conway bridge is still in use and is of world heritage standing (E DeLony, *Context for World Heritage Bridges*, (1996), p.14).

²⁵ *ILN*, 26 September 1846, 197.

visually undistinguished structure, but of greater importance is that the omission of suspension chains paved the way for major girder bridges in Continental Europe, in lieu of suspension bridges, as is discussed later in this chapter.²⁶

Britannia was the most famous bridge of the 1850s with the longest box-girder span in the world until after WWII.²⁷ Fairbairn's drawing office prepared the detailed drawings. He organised the site layout with the tubes to be built on timber staging between high and low water, which would enable pontoons to be inserted to lift the tubes on a rising tide.²⁸ He designed the arrangement for raising the tubes, by chains from hydraulic presses supported on massive cast-iron beams near the tops of the towers.²⁹ However Edwin Clark has claimed that the original idea of floating and raising the tubes was his.³⁰ But before the tubes were lifted Fairbairn was no longer involved.



Illus. 7.3: The Britannia Bridge as it was in 1962.³¹

²⁶ Illustrations of the bridge with and without towers are included in J Husband, 'The Aesthetic Treatment of Bridge Structures', *MPICE*, 145, 1901, 174-216.

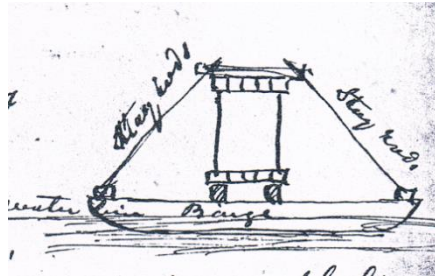
²⁷ Åkesson, Plate *Buckling*, p.28.

²⁸ Fairbairn, *B&CTB*, p.99.

²⁹ J Rapley, *The Britannia & Other Tubular Bridges*, (2003), pp.100-2.

³⁰ E Clark, manuscript note at the bottom of p.90 of his copy of Fairbairn, *B&CTB*, in Archive of ICE. Transcript in Peters, *Building in the Nineteenth Century*, p.412n28.

³¹ Photograph: R J Byrom.



Illus. 7.4: Fairbairn's initial diagram of the method of floating the tubes.³²

He was not involved because of circumstances at Conway which changed his career path. When John Lucas painted Stephenson with Britannia's engineers, Fairbairn was not included.³³ When Queen Victoria opened the bridge he was not invited. He never worked with Stephenson again. The successful testing of the first Conway tube, on its temporary stone piers, was the defining moment. After three years of 'prognostications of failure', in his euphoria Fairbairn wrote to several eminent engineers and professors describing what he saw as a personal triumph. Recipients included Professor Moseley, Charles Babbage, Professor Willis and George Rennie.³⁴ These letters apparently 'gave dissatisfaction to Mr Stephenson' although Fairbairn subsequently disclaimed any intention of appropriating to himself 'the merit of the undertaking'.³⁵ The letter to Babbage has survived and its wording contains nothing which should have caused concern to Stephenson.³⁶ On completion of the first tube, the Conway gentry hosted a dinner to which Fairbairn was invited. Some time before that dinner, a discussion at the Society of Arts had given the credit for the Britannia Bridge to Fairbairn. Stephenson told him that he intended to settle the matter at the dinner. Fairbairn declined to attend and wrote suggesting he withdraw but was unanswered. Stephenson's Conway speech was self-adulatory. On 22 May 1848 Fairbairn resigned.³⁷ He then wrote his book about the bridges, including much of his correspondence with Stephenson. A riposte was inevitable. It came by way

³² W Fairbairn to R Stephenson, 18 July 1846, No.92, Stephenson Papers, ICE.

³³ Rapley, *Britannia*, Plate 1.

³⁴ Henry Moseley (1801-1872), Professor of Natural and Experimental Philosophy and Astronomy, King's College, London. Charles Babbage (1797-1871), Mathematician and Computer Pioneer. Robert Willis (1800-1875), Jacksonian Professor of Natural and Experimental Philosophy, Cambridge. George Rennie (1791-1866), Engineer, eldest son of John Rennie.

³⁵ Fairbairn, *B&CTB*, p.163.

³⁶ Fairbairn to Babbage, 31 January 1848, Add.MSS 37194/106, Babbage Correspondence Vol.12, British Library.

³⁷ Fairbairn, *B&CTB*, pp.172-4; MG, 20 May 1848.

Edwin Clark's substantial book, on Stephenson's behalf.³⁸ Profession and press were divided about attributing credit for the bridges.³⁹ In 1877 Woodcroft wrote: Fairbairn 'showed but little political sagacity, and a strong tendency to grasp a larger share, both of profit and fame, than it could be at all expected that Stephenson would ... accord to him'.⁴⁰ Today most would agree with Dempsey's 1849 assessment that 'these great works owe their design and construction to [their] *joint* labours'.⁴¹ Yet, these disagreements were 'not without advantage to [Fairbairn], inasmuch as they brought his name more prominently before the world'.⁴²

Indeed Fairbairn's name was prominent. Karl Culmann, the German railway engineer who became professor of structural engineering at Zurich Polytechnic, visited England and America in 1849. On his return he published an extensive study of English and American bridges.⁴³ He was impressed by the tubular bridges; but in his later writings he considered it was mistaken to have entrusted the study for Britannia to a man with insufficient theoretical knowledge, who experimented to discover what could have been learnt from existing books. However, no less an authority than Stephen Timoshenko, writes that,

Culmann's disparaging remarks are ill-considered because little was known at that time about thin-walled structures. In fact, Fairbairn's experiments first drew the attention of engineers to the importance of the stability questions in designing compressed iron plates and shells.⁴⁴

Donald Cardwell states that the size of the bridge made an application of the theories of the French engineers hazardous, not least because they had only been tested on *cast iron*;⁴⁵ and Josef Singer points out that no theoretical methods were

³⁸ Clark, *Britannia and Conway Tubular Bridges*.

³⁹ *Quarterly Review*, 85, June-Sept. 1849, 399-452, reprinted as F B Head, *High-ways and Dry-ways or, the Britannia and Conway Tubular Bridges*, (1849); *North British Review*, 13, 1850, 399-446; T Fairbairn, *Truths and Tubes on Self-supporting Principles; A few words in reply to the Author of 'High-ways and Dry-ways'*, (1849); A Ure, *A Dictionary of Arts, Manufactures and Mines ...*, (4th ed. 1853), pp.668-687.

⁴⁰ [Woodcroft] VIII. See below.

⁴¹ G D Dempsey, *Tubular and other Iron Girder Bridges*, (1849), p.viii, [Dempsey's italics].

⁴² *Life*, p.241.

⁴³ Timoshenko, *Strength of Materials*, pp.190-1; K Culmann, 'Der Bau der eisernen Brücken in England und Amerika', *Allgemeine Bauzeitung*, 17, 1852, 163-222.

⁴⁴ It seems that at initially Culmann obtained his information from Fairbairn; Timoshenko, *Strength of Materials*, p.192-3. S P Timoshenko (1876-1972) was Professor at the University of Michigan and later at Stanford. He wrote twelve textbooks which revolutionised the teaching of mechanics and were translated into thirty-five languages.

⁴⁵ D Cardwell, *The Fontana history of technology*, (1994), p.257.

available to assess buckling strength.⁴⁶ These all accord with statements made at the time by Hodgkinson, 'The laws of resistance of plates to wrinkling were utterly unknown',⁴⁷ and Clark, 'No one knew, *à priori*, the resistance of plates to buckling, which was a new fact altogether, and one not involved in any of the formulæ hitherto employed'.⁴⁸ The suggestion that lattices should have been used failed to take into account that Macneill's recently completed lattices in Ireland were unsuccessful because the joints were inadequate to deal with the loads, the structures became dangerously springy, and the top chords tended to buckle.⁴⁹ Nor should it be overlooked that the major Prussian lattice bridges, over the Vistula and the Rhine, discussed below, were opened seven and nine years respectively after Britannia.

The French engineer B P E Clapeyron (1790-1864), describing Britannia as 'this magnificent structure' nevertheless considered the plates 'too thin at the points of support'.⁵⁰ But Timoshenko points out that Clapeyron appears not to have taken the mode of assembling the beams into account.⁵¹ Todhunter and Pearson in *The Theory of Elasticity* (1886) wrote of the influence of the Britannia and Conway bridges in France,

We have given sufficient evidence to show the important contributions to physical knowledge made by these great engineering works. ... They are frequently referred to by Saint-Venant in his edition of Navier's *Leçons*.⁵²

The Russian railway engineer D J Jourawski (1821-1891), analysed the tubes showing that the number of rivets could have been considerably reduced without detriment.⁵³ He was critical of the design of Britannia and of Fairbairn's model

⁴⁶ J Singer, J Arbocz and T Weller, *Buckling Experiments: Volume 1, Basic Concepts, Columns, Beams and Plates*, (1998), p.453.

⁴⁷ *Report of the Commissioners appointed to inquire into the Application of Iron to Railway Structures*, p.115.

⁴⁸ Clark, *Britannia and Conway Tubular Bridges*, Vol.1, p.104.

⁴⁹ P Sibly, 'The Prediction of Structural Failures', (DPhil Thesis, UCL, 1977), p.22.

⁵⁰ B P E Clapeyron, 'Calcul d'une poutre élastique reposant librement sur des appuis inégalement espacés', *Comptes Rendus hebdomadaires des Séances de l'Académie des Sciences*, 45, 1076; quoted in T M Charlton, *A history of theory of structures in the nineteenth century*, (1982), pp.24-5.

⁵¹ Timoshenko, *Strength of Materials*, pp.160-1.

⁵² I Todhunter and K Pearson, *A History of the Theory of Elasticity and of the Strength of Materials from Galilei to the Present Time*, (1886), p.795, referring to C-L Navier, *Résumé des Leçons*, (3rd ed. edited by M M de Saint-Venant, 1864).

⁵³ (or Zhuravski) . Timoshenko, *Strength of Materials*, pp.142-4; D J Jourawski, 'Sur la résistance d'un corps prismatique et d'une pièce composée en bois ou en tôle de fer à une force perpendiculaire à leur longueur', *Mémoires Annales des Ponts et Chaussées*, 12, 1856, 328-51, (this is a French translation of part of the paper presented at the Russian Academy of Sciences in 1854).

testing.⁵⁴ That Continental engineers of the standing of these men were discussing Fairbairn's design work for the Britannia Bridge bears testimony to the importance of that work.

Few tubular bridges were built. Nevertheless Britannia was influential in bridge development through its derivative tubular-girder bridges and tubular cranes and, more particularly, in the demise of the suspension bridge in Continental Europe. To cross the Rhine at Cologne a suspension bridge was proposed, involving splitting trains into sections, raising them to bridge level, and towing them across with horses. The Prussian Ambassador, visiting Manchester, met Fairbairn and suggested he put alternative proposals to the Prussian government. Fairbairn did so, proposing a bridge that would carry complete trains, with inclines to get them to the correct level. A Prussian delegation visited Fairbairn in 1849 and he took them to see recently finished tubular-girder bridges, and Britannia under construction. After an abortive competition, which Fairbairn refused to enter, and the visit of a second delegation to Britain, Prussian engineers were appointed to design a lattice girder bridge.⁵⁵ This was a blow to Fairbairn who had devoted much effort to designs for what would have been the longest girder spans in the world.⁵⁶ Yet Fairbairn did influence the outcome of the Vistula and Rhine bridges. Karl Lentze was responsible for the proposed suspension bridge over the Vistula (Weichsel) at Tczew (Dirschau), and also for procuring the Cologne Bridge. A suspension bridge was chosen for the Vistula because 'it was the sole proven means of achieving a large clear span'.⁵⁷ He was part of the first delegation to visit Fairbairn, and was aware of Macneill's iron lattice-girder bridge in Dublin, probably from his visit there in the winter of 1844-5.⁵⁸ At Tczew work stopped soon after it started, due to the unrest of 1848. When it started again, Lentze having visited Fairbairn had abandoned the suspension bridge in

⁵⁴ Timoshenko, *Strength of Materials*, pp.160-2; *Mémoires Annales des Ponts et Chaussées*, 20, 1860, 113, (this is also a French translation of Jourawski's paper originally presented in Russian).

⁵⁵ *Life*, pp.217-37.

⁵⁶ Fairbairn, *Application*, pp.261-72, 286-9, Plates 3-5. Moorsom's prize-winning proposal for a lattice girder was longer, with two spans of 600ft (*The Engineer*, 19 August 1859, 138).

⁵⁷ K-E Kurrer, *The History of the Theory of Structures: From Arch Analysis to Computational Mechanics*, (2012 ed.), p.44; G C Mehrtens, 'Zur Baugeschichte der alten Eisenbahnbrücken bei Dirschau und Marienburg', *Zeitschrift für Bauwesen*, 43, 1893, 101.

⁵⁸ K Lentze, 'Bemerkungen über die grösseren Brückenbauwerke in Frankreich England und Irland auf einer Reise im Winter 1844/45 gesammelt', *Vorhandlungen des Vereins zur Beförderung des Gewerbflusses in Preussen*, 1846, 88-114, referred to in J G James, 'The Origins and Worldwide Spread of Warren-Truss Bridges in the mid-Nineteenth Century. Part 1.Origins and Early Examples in the UK', in N Smith (ed.), *History of Technology*, 11, 1986, 71-2, 116n19.

favour of rigid girders, albeit lattice girders.⁵⁹ Tczew eclipsed all previous lattice bridges and provided the model for Cologne.⁶⁰

The Britannia Bridge also affected the design approach to the Vistula Bridge. K-E Kurrer sees the structure of Britannia as the type of innovation that occurs only once in a century, and so complex that it cannot be calculated, but only safeguarded by tests. A practical effect of Britannia was that for the Vistula Bridge, Lentze abandoned the large-scale tests he had proposed and deemed it sufficient to rely upon calculations, because Fairbairn had done tests for Britannia which had been built successfully.⁶¹ In addition Fairbairn's proposal for the Cologne Bridge over which trains could pass unimpeded, was adopted.⁶²

The tubular bridge, stunning and influential as Britannia was, could not compete with trussed girder bridges. Fairbairn built no more, and Stephenson only two, plus three in Egypt where the track was on top of the tubes.⁶³ In addition at least two were built in Europe.⁶⁴

The importance of the Britannia Bridge and Fairbairn's work in connection with it - a completely new concept to meet a seemingly impossible challenge and so well documented - has made it an on-going focus of debate. It has been used to illustrate that innovation in technology does not involve the application of knowledge derived from science; to illustrate a theory of the inventive process and a theory of design; and as a paradigm of 'failure-driven design'.⁶⁵ A claim has been made that Britannia

⁵⁹ W Ramm, 'History and construction of the Old Vistula Bridges in Tezew', in S Huerta (ed.), *Proceedings of the First International Congress on Construction History, Madrid, 20th-24th January 2003*, (2003), pp.1702-3; Kurrer, *History of the Theory of Structures*, p.44.

⁶⁰ J G James, 'Overseas Railways and the Spread of Iron Bridges, c.1850-70', (Typescript, ICE Library), p.48; Ramm, 'Old Vistula Bridges', p.1704; 'Dombrücke' at <http://en.structurae.de/structures/data/index.cfm?ID=s00001788> (accessed 16 August 2013).

⁶¹ Kurrer, *History of the Theory of Structures*, p.44.

⁶² Life, p.235.

⁶³ Brotherton: Rapley, *Britannia*, pp.49-54. Victoria: Rapley, *Britannia*, pp.128-39; J Millar, *William Heap and his Company 1866*, (1976), pp.50-8. (Egypt) Rapley, *Britannia*, pp.126-7.

⁶⁴ One by the Couillet Works in Belgium, was over the Sambre at Namur (*CE&AJ*, 14, 1850, 35). The other, by the Creuzot Works, was on the Berne & Lausanne line, over the Sorine near Fribourg, where foot traffic was accommodated in the interior and the railway 'outside', presumably on top of the tube (*The Engineer*, 14, July-Dec.1862, 78).

⁶⁵ Rosenberg and Vincenti, *Britannia*, p.71; N Rosenberg and W G Vincenti, 'The Tubular Bridges and Usher's Theory of Invention', Appendix to Rosenberg and Vincenti, *Britannia*, pp.75-9; S Dasgupta, 'Testing the Hypothesis Law of Design: The Case of the Britannia Bridge', *Research in*

owes its existence to American timber lattice bridges - that 'a source of vaunted "British" invention was "American"'.⁶⁶ The timber lattice bridge was a forerunner of the wrought-iron lattice but emphatically not of the Britannia Bridge. Throughout the twentieth century it has been the subject of aesthetic debate.⁶⁷ To get the railway open, speed was of the essence. On 15 July 1846 Fairbairn wrote to Stephenson suggesting that the tubes be raised by hydraulic lifting gear as this would save time and cost – possibly the first explicit statement relating technological method to saving construction time, which has become so important today.⁶⁸ It is also probably the case that Britannia was the first recorded example of 'fast-track' parallel planning, in which the normal linear construction sequence is decoupled and different parts – in this case the experimentation, the construction of the masonry piers and the decision on the superstructure – run in parallel in order to gain time. As Peters has argued, aesthetic judgements in engineering need to take account of 'process' and not just the end result.⁶⁹ But even if this was not the case, Britannia illustrates the 'power and harmony' which Fairbairn saw resulting from the collaboration between engineer and architect – in this case Francis Thompson (1808-1895). In this it endorses both Fairbairn's disparagement of the functional tradition in early industrial buildings, and his teamwork with architects for the mills at Carlisle, Saltaire and Enfield.⁷⁰

Britannia has been unfavourably compared with Brunel's Saltash Bridge which was seen to be 'altogether lighter, more scientific and economical'. However, whilst a great bridge, Saltash had little influence, being nine years after Britannia and never repeated.⁷¹ Woodcroft saw tubular bridges as 'little more than a curious and startling episode in engineering history' never likely to be repeated.⁷² Over a century later

Engineering Design, 6, 1994, 38-57; H Petroski, 'The Britannia Bridge: A Paradigm of Failure-driven Design', *Structural Engineering Review*, 5.4, 1993, 259-70.

⁶⁶ G K Dreicer, 'Building Bridges and Boundaries: The Lattice and the Tube, 1820-1860', *Technology and Culture*, 51.1, 2010, 126-163.

⁶⁷ Husband, 'Aesthetic Treatment of Bridge Structures', 206-7; H-R Hitchcock, *Architecture Nineteenth and Twentieth Centuries*, (1958), pp.179-80; D P Billington, *The Tower and the Bridge: The New Art of Structural Engineering*, (1985), pp.47-8.

⁶⁸ W Fairbairn to R Stephenson 15 July 1846, No.88, Stephenson Papers, ICE; Fairbairn, *B&CTB*, pp.90-1; Peters, *Building in the Nineteenth Century*, p.171.

⁶⁹ Peters, *Building in the Nineteenth Century*, pp.177-8.

⁷⁰ Fairbairn, *M&MWII*, p.114; see Chapters 5 and 6.

⁷¹ L T C Rolt, *George and Robert Stephenson: The Railway Revolution*, (1960). p.317; Petroski, 'Britannia Bridge', 267.

⁷² [Woodcroft] VIII.

Petroski concurred: ‘the tunnel vision created by so narrow a focus on the dominant structural problem of bridging the Menai Strait resulted in a monument to engineering short-sightedness’.⁷³ They were both wrong. Box girder bridges in steel or concrete became a popular choice during the road-building expansion of the 1960s.⁷⁴ Björn Åkesson lists nine characteristics of Britannia that ‘made it identical to a modern box-girder bridge’.⁷⁵ Fairbairn and Stephenson were ahead of their time and their design concept was followed up over a century later. The failure of five new box girder bridges in the second half of the nineteenth-century revealed the on-going lack of understanding of the slender compressive elements present in such structures.⁷⁶

7.3. Tubular-Girder Bridges

Fairbairn developed the tubular-girder bridge - comprising wrought-iron tubular-girders on each side, with the deck spanning between them - during the Britannia experiments. It was a direct derivative of the tubular bridge, as Fairbairn instinctively applied the principle to a solution for medium spans. Thrust into prominence by a spectacular – and, for Fairbairns, opportune - failure of a trussed cast-iron girder bridge, tubular-girder bridges provided an available and reliable alternative, at a time when lattice and Warren girder bridges were still in their embryo stage. In doing so they brought substantial rewards to the family firm during the short window of opportunity of only a decade or so before more theoretical trussed solutions rendered tubular-girder bridges obsolete.

Fairbairn’s first reference to a tubular-girder bridge was in a letter to Robert Stephenson in February 1846, proposing one for the Dee crossing, but Stephenson preferred a cast-iron beam trussed with wrought-iron rods.⁷⁷ The tubular-girder bridge was the subject of a patent, filed October 1846 and granted April 1847, in

⁷³ Petroski, ‘Britannia Bridge’, 259.

⁷⁴ D Beckett, *Stephensons’ Britain*, (1984), p.132.

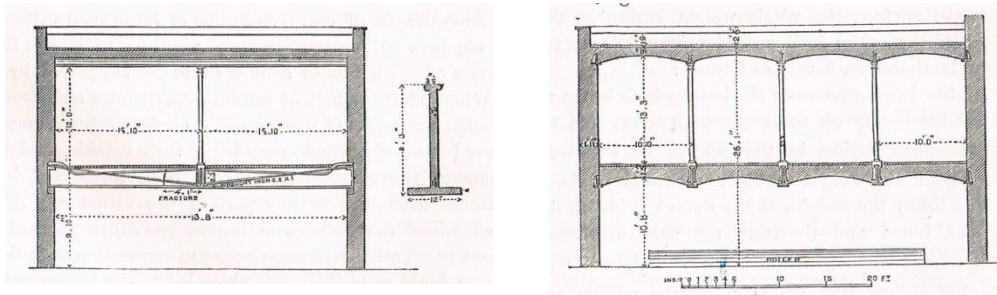
⁷⁵ B Åkesson, *Understanding Bridge Collapses*, (2008), pp.179-92.

⁷⁶ A C Burton, ‘Lessons Learned in the Design and Erection of Box Girder Bridges from the West Gate Collapse’, (MEng Thesis, MIT, 2007), Abstract and p.71. Ironically one of the failed bridges was over the Yarra-yarra, near Melbourne, a few miles from where Fairbairn had successfully bridged the same river with a tubular-girder bridge in the 1850s.

⁷⁷ W Fairbairn to R Stephenson, 4 February 1846, No.44, Stephenson Papers, ICE; Sutherland, ‘Iron Railway Bridges’, pp.311-5. There was a primitive form of tubular girder, with inclined sides, from c1840 on the Pollok & Govan Railway and at Govan Iron Works (Dempsey. *Tubular and other Iron Girder Bridges*, pp.44-6).

Fairbairn's name.⁷⁸ Fourteen months after his proposal to Stephenson, on 20 April 1847 Fairbairn presented what purported to be a short paper to the Institution of Civil Engineers about a relatively minor accident at a small provincial mill. A cast-iron beam, trussed with wrought-iron rods, had failed,

The three large girders, although not of the best form, were ... a near approximation to it, when acting without trusses; but with those auxiliaries they were decidedly disproportionate, and more particularly defective in the top ribs, which rendered them exceedingly precarious, and decidedly unfit for supporting the load placed on them.⁷⁹



Illus. 7.5: Gray's Mill, Manchester, prior to collapse⁸⁰

The atmosphere in the meeting must have been electric, for Fairbairn was taking on the engineering establishment, with a condemnation of the principle of the trussed beam. In the previous four years at least thirty-four trussed cast-iron girder bridges had been built, eight of them by Stephenson.⁸¹ Robert Stephenson was present, as were Bidder and Vignoles (who had built the first trussed-girder bridge in 1831). They and others sought to justify this form of construction. Only George Rennie was clearly with Fairbairn.⁸² A month later, on 24 May 1847, Stephenson's Dee Bridge collapsed, vindicating Fairbairn's paper. Within three weeks Fairbairn wrote again to Stephenson, again suggesting a tubular-girder bridge, but again it was rejected.⁸³

⁷⁸ Patent No. 11,401; CE&AJ, 10, 1847, 143. Stephenson shared the cost of the Patent but then declined to be involved (*Life*, pp.212-3). Fairbairn proposed to charge parties using the patent £1 per foot of span (Clark, *Britannia and Conway Tubular Bridges*, Vol.2, p.813).

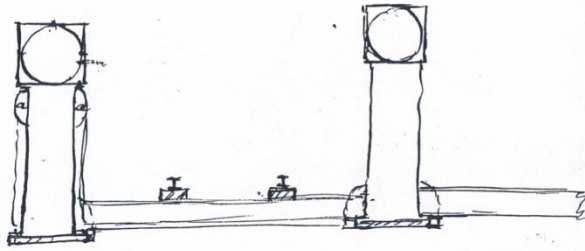
⁷⁹ W Fairbairn, 'On some Defects in the Principle and Construction of Fire-proof Buildings', *MPICE*, 6, 1847, 213-7 and Plate; Fairbairn, *Application*, pp.279-84; *Life*, p.186. See also C R Gagg and P Lewis, 'The Rise and Fall of Cast Iron in Victorian Structures', *Engineering Failure Analysis*, 18.8, 2011, 1964.

⁸⁰ Fairbairn, *Application*, pp.280-1.


⁸¹ P Sibly, 'The Prediction of Structural Failures', (UCL, DPhil Thesis, 1977), Fig.2.10.

⁸² 'Discussion' following Fairbairn, 'On some Defects', *MPICE*.6, 1847, 217-24.

⁸³ W Fairbairn to R Stephenson, 10 June 1847, No.265, Stephenson Papers, ICE.



Illus. 7.6: Fairbairn's first sketch for the Dee Bridge.⁸⁴



Illus. 7.7: Fairbairn's second sketch for the Dee Bridge.⁸⁵

In spite of Stephenson's claim, supported by Locke and others, that the accident was caused by a derailment, the inquest jury criticised the design.⁸⁶ The outcome of the collapse and inquest was that the Board of Trade sought details of iron bridges in use or under construction from 226 railway companies, obtaining replies from 174,⁸⁷ and a Royal Commission was set up to inquire into the Application of Iron to Railway Structures. It produced its substantial Report in 1849, with evidence from many engineers. Stephenson considered girders formed of separate castings with a tension-rod along the bottom to be 'as good a form as any'. Fairbairn and Brunel objected to this form of construction. The Commissioners were equivocal, advising caution, but not condemning trussed girders.⁸⁸ Fairbairn, entirely typically, put in hand a comprehensive and systematic series of experiments on various trussed beams,

On the safety of these tension-rods I have always had serious apprehensions; but as many other persons of highly distinguished attainments hold a different opinion, it may not be considered irrelevant if I adduce my reasons for the view which I take, and the experiments upon which those reasons are founded.

Additional motives may have been to spite Stephenson or to boost the tubular-girder. In any event his results were clear: 'What is ... infinitely preferable, is a well-constructed malleable beam'. He emphasised the differences between the two metals, notably the ductility of wrought-iron causing elongation when acted on by a tensile force, and the difference in 'set' when the two metals are released from a tensile force. If the two metals could be brought to act in perfect concert, there could be advantages, but this was impractical. He concluded that 'within comparatively

⁸⁴ W Fairbairn to R Stephenson, 4 February 1846, No.44, Stephenson Papers, ICE.

⁸⁵ W Fairbairn to R Stephenson, 10 June 1847, No.265, Stephenson Papers, ICE.

⁸⁶ P R Lewis, *Disaster on the Dee: Robert Stephenson's Nemesis of 1847*, (2007), pp.105-8, 117-8.

⁸⁷ 'Returns and Plane of Iron Bridges, 1847', MT8/1, National Archive, Kew.

⁸⁸ *Report of the Commissioners on the Application of Iron to Railway Structures*, pp.xvii, 267-8, 413-5.

small limits of load, a truss-beam may pass from a condition of perfect security and safety to one of uncertainty and danger'.⁸⁹

One outcome of the Dee disaster and inquest was that many engineers immediately stopped building trussed-girder bridges. For example E T Bellhouse was building nine of these bridges on the Manchester South Junction Railway at the time. Work was stopped and cast-iron segmental arch bridges substituted.⁹⁰ For medium- and long-spans cast-iron arches were expensive, and where headroom was an issue they were unsuitable. The Commission had dismissed lattice bridges in a single sentence following the views of Stephenson and Brunel. It was unable to express an opinion on tubular-girders because they were 'of such recent introduction'; but noted that engineers were 'for the most part exceedingly favourable towards them', thus encouraging their use. Examples from Blackburn and Ardwick were illustrated.⁹¹ The Dee disaster could not have come at a more opportune time for Fairbairn, a month after the patent was granted, at the time when the first tubular-girder bridges at Blackburn and Bolton were almost complete, and before there was confidence in lattice or other trussed bridges.⁹² The tubular-girders filled a void that the collapse created. By the end of 1847 there were thirty-six tubular-girder bridges completed or under construction.⁹³

With the patent in place and inundated with orders from railway engineers with deadlines to meet, Fairbairn was in an exceptionally strong position. The bridges commanded 'high and remunerative prices', such that Pole recorded, 'the manufacture of these alone realised a fortune'.⁹⁴ These could not all have been built at Ancoats and some must have been sub-let or built under licence.

The first two Fairbairn tubular-girder bridges were built for C B Vignoles, Engineer to the Blackburn, Darwen & Bolton Railway, to carry the railway over a road and a

⁸⁹ Fairbairn, *Application*, pp.28-49.

⁹⁰ D R Bellhouse, *David Bellhouse and Sons, Manchester*, (1992), p.48.

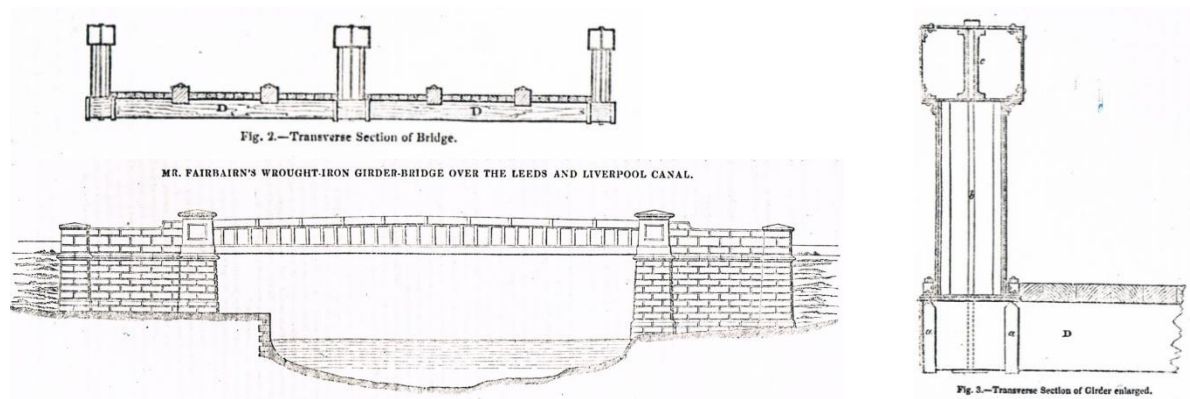
⁹¹ *Report of the Commissioners on the Application of Iron to Railway Structures*, pp.xvii, 340, 359 and Plates, 6.1, 7.6, 7.6*, 7.7, 7.7*.

⁹² W Fairbairn to R Stephenson, 21 July 1847, Nos.284-6, Stephenson Papers, ICE.

⁹³ 'Returns and Plans of Iron Bridges, 1847'; Sibly, 'Prediction of Structural Failures', Table 2.1.

⁹⁴ *Life*, pp.318-9.

canal at Blackburn.⁹⁵ They were widely illustrated.⁹⁶ In June 1847 Fairbairn visited Blackburn and, ever alert to the value of experimental testing, ran three coupled engines, 60tons in total, over the road bridge at speeds up to 25mph. This established that deflection was the same at all velocities. He affixed wedges to the rails, causing the locomotives to rise up and then drop down onto the rails. Deflection increased but the girders 'restored themselves to their original position'. This is believed to be the first impact test on a wrought-iron structure, and was a harbinger of subsequent fatigue testing.⁹⁷ Around the same time two tubular-girder bridges were built in Bolton, for James Thomson, Engineer to the Liverpool and Bury Railway, who in 1848 engineered the first lattice girder bridges to be built in England.⁹⁸



Illus. 7.8: The First Tubular-Girder Bridge, Blackburn, 1847⁹⁹

One of the engineers who abandoned intended trussed cast-iron girders was John Fowler (1817-1898), of the Manchester Sheffield & Lincolnshire Railway, who would

⁹⁵ K H Vignoles, *Charles Blacker Vignoles: romantic engineer*, (1982), p.177. Simultaneously Stephenson was responsible for a tubular-girder bridge at Camden designed by his resident engineer, R B Dockray, but with a cast-iron top (*CE&AJ*, 1847, 376; R J M Sutherland, 'The Introduction of Structural Wrought Iron' in R J M Sutherland (ed.), *Structural Iron 1750-1850*, (1997), p.284).

⁹⁶ *CE&AJ*, 1847, 376-7; *Report of the Commissioners on the Application of Iron to Railway Structures*, (1849), Plate 6.1; *MM*, 52, 1850, 282-5 and figs.1-5; Dempsey, *Tubular and other Iron Girder Bridges*, pp.24-6; C Tomlinson, *Cyclopædia of useful arts, mechanical and chemical, manufactures, mining and engineering*, (1852), pp.237-8.

⁹⁷ *Report of the Commissioners on the Application of Iron to Railway Structures*, pp.324, 410-1, Appendix 6 Plate 1; *MM*, 52, 1850, 282-5 and figs.1-5; Fairbairn, *Application*, pp.228-9. The height of the wedges was firstly 1 inch and then 1 1/2 inches. Subsequently Fairbairn undertook far more sophisticated experiments on impact, vibration and fatigue. See Chapter 9.5.

⁹⁸ Rapley, *Britannia*, p.120. Stephenson was responsible for two tubular-girder bridges at Gateshead in the late 1840s, differing from Fairbairn's in that the girders had tapering sides (R W Rennison, 'The Influence of William Fairbairn on Robert Stephenson's bridge designs: four bridges in north-east England', *IAR*, 20, 1998, 40-3).

⁹⁹ *CE&AJ*, 10, 1847, 377.

go on to design the Forth Bridge with Benjamin Baker.¹⁰⁰ Faced with the need to act quickly, Fowler opted for Fairbairn's tubular-girder bridges. By the end of 1847 he was committed to six of them.¹⁰¹ Gainsborough, with two spans of 154ft and completed in 1849, was the longest tubular-girder bridge then erected.¹⁰²

One of Fowler's bridges was at Torksey, where controversy led to an understanding of the continuity of beams over their supports, and Fairbairn's mathematical weaknesses became clear. The girders, apparently built by Fowler, followed Fairbairn's guidance for an earlier bridge, but it appeared that Fairbairn had changed his guidance.¹⁰³ The two spans were assembled together on a bank and the 260ft+ tubes rolled out over the river using intermediate stageings. No thought was given to the effects of continuity over the supports, which occurred, unplanned, as a sequel to the mode of erection.¹⁰⁴ In December 1849 Captain Simmons tested and declined to accept the bridge, despite leading engineers declaring their conviction in its sufficiency.¹⁰⁵ Concern about Government interference in engineering was mounting in the profession and Fairbairn was asked to read a paper about Torksey at the Institution of Civil Engineers in March 1850. Many leading engineers were present. Apart from the concerns about interference, there were two primary issues. First, it appeared that Fairbairn had changed his design recommendations. Fowler found it extraordinary that proportions which Fairbairn had endorsed for another bridge which had performed efficiently for two years, he now deemed insufficient. This suggests that the Torksey girders were built under licence by Fowler, and not at Ancoats.¹⁰⁶ Fairbairn took the view that whilst the girders did not attain the strength he recommended, he considered them 'sufficiently strong to render the bridge perfectly secure'. The second issue was that Fairbairn had not taken into account the increase

¹⁰⁰ T Mackay, *The Life of Sir John Fowler, Engineer, Bart. ...* (1900).

¹⁰¹ Sibly, 'Prediction of Structural Failures', Fig.2.10.

¹⁰² *MG*, 18 June 1849. The report that 500 tons would be required to 'depress it to a level' suggests it may have been built with a camber.

¹⁰³ Discussion following W Fairbairn, 'On Tubular Girder Bridges', *MPICE*, 9, 1850, 246, 237.

¹⁰⁴ K Keen, 'Torksey Railway Bridge', *Journal of the Railway & Canal Historical Society*, 197, 2007, 520-1.

¹⁰⁵ *The Sheffield and Rotherham Independent*, 2 February 1850.

¹⁰⁶ Keen states that the tubes were manufactured at Fairbairn's works, but gives no primary reference. This seems unlikely as, if it was the case, Fairbairn would surely have followed his own latest guidance (Keen, 'Torksey Railway Bridge', 520-1).

in strength due to continuity over the central support.¹⁰⁷ It was a highly charged meeting from which Fairbairn apparently walked out.¹⁰⁸ Knowledge of the effects of continuity over intermediate supports was available in Henry Moseley's celebrated book on the mechanical principles of engineering (1843).¹⁰⁹ C H Wild (1819-1857) produced calculations showing that Simmons' requirements were met and trenchantly criticised Fairbairn's dismissive approach to the continuous beam issue – Fairbairn was 'not only unphilosophical, but positively dangerous'.¹¹⁰ He produced a diagram of a model he had tested. William Pole (1814-1900) exhibited a very similar diagram and presented an exhaustive mathematical analysis, using calculus, of the behaviour of the Torksey bridge relating to deflection and stresses due to traffic.¹¹¹

On 28 March, without any strengthening of the bridge, but following further extensive testing and the theoretical arguments about the effects of continuity over the intermediate support, Simmons allowed the line to open.¹¹² Whilst this was a vindication of Fairbairn's claim of the sufficiency of the bridge structure, it also pointed to his lack of appreciation of the effects of continuity, highlighting his mathematical weakness. The importance of Torksey was the development of continuous beam theory, of which it was the catalyst. The knowledge diffused quickly.¹¹³ It was particularly valuable for the Britannia Bridge.¹¹⁴ Fairbairn, perhaps somewhat grudgingly, included Pole's results in his *Application of Cast and Wrought Iron to Building Purposes* with the qualification that he would 'recommend the exercise of caution in trusting to theoretical formulae',¹¹⁵ a view echoed after the collapses of the 1970s, by the Merrison Committee's surprise 'at the paucity of

¹⁰⁷ Discussion following Fairbairn, 'On Tubular Girder Bridges', 237, 246; Mackay, *Sir John Fowler*, pp.98-9.

¹⁰⁸ Rapley, *Britannia*, p.121. No source given.

¹⁰⁹ H Moseley, *The Mechanical Principles of Engineering and Architecture*, (1843), pp.xvi, 521-5.

¹¹⁰ Discussion following Fairbairn, 'On Tubular Girder Bridges', 254-7.

¹¹¹ T M Charlton, 'Contributions to the Science of Bridge-Building in the Nineteenth Century by Henry Moseley, Hon. LI.D., F.R.S. and William Pole, D.Mus., F.R.S.', *Notes and Records of the Royal Society of London*, 30, 1976, 176.

¹¹² Discussion following Fairbairn, 'On Tubular Girder Bridges', 282-3, 286-7.

¹¹³ Fairbairn, 'On Tubular Girder Bridges', 233-87; *CE&AJ*, 13, 1850, 142; *The Practical Mechanic's Journal*, 3, 1850-1, 43; Clark, *Britannia and Conway Tubular Bridges*, Vol.2, pp.774-86;

¹¹⁴ W Pole, 'Strength and deflection of the Britannia Bridge Considered as a Continuous Beam', in Clark, *Britannia and Conway Tubular Bridges*, Vol.2, pp.774-87; Charlton, *History of theory of structures*, pp.19-24.

¹¹⁵ Fairbairn, *Application*, pp.237-46.

research ... put into examining the behaviour of steel box girders'.¹¹⁶ The Torksey episode highlighted the rapid transition from rule-of-thumb and empirical formulae to structural calculations, a transition with which Fairbairn was not at ease.

By 1851, Fairbairn had erected more than a hundred tubular-girder bridges and more followed.¹¹⁷ Examples in Ireland at Cahir, Ballinasloe and Galway, were associated with the engineer G W Hemans and the contractor, William Dargan.¹¹⁸ In Scotland there were bridges over the Findhorn and the Spey, and a swing bridge over the Caledonian Canal at Clachnaharry.¹¹⁹ Fairbairns exported tubular-girder bridges to Canada, Spain, Portugal and Australia.¹²⁰

The influence of the tubular-girder bridge during its short window, as seen in its diffusion to other manufacturers, was limited. In France there was a brief vogue for the bridges in the period 1851-6, following the euphoria surrounding Britannia.¹²¹

¹¹⁶ R J Bridle and F A Sims, 'The effect of bridge failures on UK technical policy and practice', *MPICE Engineering History and Heritage*, 162.1, 2009, 39-49.

¹¹⁷ *Life*, pp.213, 318-9; *MG*, 6 April 1850. Fairbairn stated in 1861 that he 'had made perhaps more than two hundred bridges upon his formula' (*The Builder*, 28 September 1861, 669). Pole says the figure was subsequently increased to a thousand (p.319) but this is wrong and includes plate girder and other types of bridge (p.213).

¹¹⁸ 'Obituary of George W Hemans', *MPICE*, 85, 1886, 394-9. Hemans, under Macneill, was responsible for the design of the first iron lattice girder bridges in the British Isles. F Mulligan, *William Dargan: An Honourable Life 1799-1867*, (2013), pp.133, 202; B MacAongusa, 'William Dargan: Great Railway Builder and Patriot', *Journal of the Irish Railway Record Society*, 24.171, 2010, 4-12; R Balgarnie, *Sir Titus Salt, Baronet: His Life and Its Lessons*, (1877), pp.149-53. Galway: W Humber, *A Practical Treatise on Cast and Wrought Iron Bridges and Girders, as applied to Railway Structures, and to buildings generally ...*, (1857), pp.43-9 and Plates 27-9. Ballinasloe: *Journal of the Irish Railway Record Society*, 22.154, 2004, 128. Cahir: *The Engineer*, 1, 1856, 336; W Fairbairn, 'On the Application of Cast and Wrought-iron to Railways, Bridges, &c.' in J Scoffern and others, *The Useful Metal and their Alloys*, (1869), pp.455-8.

¹¹⁹ R M Birse, rev. M Chrimes, 'Mitchell, Joseph (1803-1883)', *Oxford DNB* on-line, (2010), (accessed 15 August 2013). Forres: R Paxton and J Shipway, *Civil Engineering Heritage: Scotland – Highlands and Islands*, (2007), p.139. Spey: See Chapter 8. Clachnaharry: *Engineering*, 4, July-Dec.1867, 205-6; *MM*, NS21, Jan.-June 1869, 84-5; R and S Byrom, 'The Railway Swing Bridge at Clachnaharry', *Towpath Action Group Newsletter*, 83, 2012, 15-6. .

¹²⁰ Canada: James, 'Overseas Railways', p.26; Z Colburn, 'American Iron Bridges', *MPICE*, 22, 1863, 555-6; *The Engineer*, 9, 1860, 225; *Hamilton Spectator*, 22 March 1860. Spain: *The Engineer*, 1, 1856, 324. Portugal: J S Valentine, 'Description of the Line and Works of the Railway from Lisbon to Santarem', *MPICE*, 18, 1858-9, 14-5. Australia: G Vines, *Metal Road Bridges in Victoria, Part 1 – History of Metal Road Bridges in Victoria*, (rev. ed. 2010), pp.19-20; I G Cameron, 'Structural Steel' in *Technology in Australia 1788-1988*, (1988), p.321; J G James, handwritten 'Index' at the ICE, referring to P Alsop, 'Bridging the Rivers, Part 3', *Investigator*, 3.4, 1968, 214-30 and P Alsop, 'Bridging the Rivers, Part 5', *Investigator*, 4.2, 1969, pp.84-101; W Humber, *A Complete Treatise on Cast and Wrought Iron Bridge Construction including Iron Foundations*, (3rd ed. 1870), pp.197-9 and Plate 35; B Harper, 'The true history of the design of the Melbourne, Mount Alexander and Murray River Railway', *Australian Journal of Multi-disciplinary Engineering*, 3.1, 2004, 88-9.

¹²¹ James, *Overseas Railways*, p.45. They included Fox & Henderson's Pont de la Quarantine, Lyon (2x220ft spans); and from Gouin & Cie, Clichy, Asnières, and on the Bordeaux-Toulouse line, Barsac, Langon (with spans of 210, 240, 210ft), Aiguillon, and Moissac (3x220ft spans).

Manchester-based Charles de Bergue supplied one to Spain for the Barcelona-Saragossa line.¹²² In Australia there were box girders by John Fowler over the Nepean at Menangle and Penrith, and over the Maribyrnong at Keilor, all fabricated at Peto & Brassey's Birkenhead works. The five-span Taradale Viaduct was also made in England.¹²³ Its Australian contractors imported a riveting machine from Fairbairns.¹²⁴ In Canada there were a number of tubular-girder bridges on the Grand Trunk Railway, supplied by Jackson, Peto, Brassey & Betts, and one with three 100ft spans over the Saint John River in New Brunswick, designed by A L Light.¹²⁵

Within seventeen years of having built their first tubular-girder bridge, Fairbairns built their last. The experience at Cologne was followed by similar for bridges at Drogheda, and Calcutta. James Barton was one of a new generation of Irish engineers influenced by engineers on the Continent. He was appointed engineer, under John Macneill, for a bridge to span the Boyne at Drogheda. Macneill, under whose direction the first wrought-iron lattice girder bridges had been built at Raheny and Dublin, proposed a three-span lattice bridge but problems with his earlier bridges were causing second thoughts. The matter was resolved when they met C H Wild who had a plan of 'Warren's patent girder', marked up with the 'strains and compressions' that the different parts of the girder were subjected to by a given load.¹²⁶ With Wild's help Barton modified the design for Drogheda. He then constructed and tested 60ft lattice and tubular girders, finding the lattice advantageous.¹²⁷ At the British Association meeting in Belfast in 1852, Barton read a paper referring to his tests.¹²⁸ Fairbairn was present and came out of the discussion

¹²² James, 'Overseas Railways', p.39.

¹²³ Menangle, Penrith and Keilor: James, *Overseas Railways*, p.20; *The Engineer*, 18 December 1863, 361; *The Sydney Morning Herald*, 27 May 1864; Rapley, *Britannia*, pp.124-5. Tarradale: *ILN*, 13 August 1864, 161-2; *The Argus* (Melbourne), 10 January 1862; <http://museumvictoria.com.au/railways/image.aspx?PID-4036> (accessed 13 December 2009). Fairbairns apparently declined to tender for Tarradale because they considered the specification to be over-designed (*The Argus*, 22 November 1860). It was manufactured by Rowland Brotherhood of Chippenham, Wiltshire.

¹²⁴ *The Argus* (Melbourne), 2 June 1860.

¹²⁵ James, 'Overseas Railways', pp.25-6; Rapley, *Britannia*, p.124.

¹²⁶ James, 'Origins and Worldwide Spread of Warren-Truss Bridges', 96, quoting J Macneill, *The Boyne Bridge*, (1860).

¹²⁷ C O'Mahony, 'Iron Rails and Harbour Walls: James Barton of Farndreg', *Journal of the County Louth Archaeological and Historical Society*, 22.2, 1990, 134-6; J Barton, 'On the Economic Distribution of Material in the Sides or Vertical Portion of Wrought Iron Beams', *MPICE*, 14, 1855, 451-2.

¹²⁸ J Barton, 'On the Calculations of Strains in Lattice Girders with practical deductions therefrom', *BAAS1852*, p.123.

rather badly.¹²⁹ Barton's bridge was built and is believed to have been the first iron bridge designed in accordance with stress calculations.¹³⁰

George Turnbull left England in March 1850 to become Chief Engineer to the East India Railway Co whose consultant engineer in London was J M Rendel, President of the ICE. In August 1850 Turnbull sought Rendel's approval for a tubular-girder bridge to cross the Ballee Khal near Calcutta. Approval was not forthcoming. Since Turnbull had left England, advised Rendel, the Warren truss had attracted attention. Composed of comparatively small pieces, it could be erected by unskilled mechanics whereas tubular-girders were sent out in lengths which needed to be riveted together on site. Rendel obtained estimates of £4,170 for the tubular-girders, and £3,090 for the Warren trusses, had tests undertaken, and on 7 July 1851 wrote to the East India Company, 'I am now in a position to recommend this description of bridge [ie Warren trusses] without qualification'. The recommendation was followed and there are no known tubular girder bridges in India.¹³¹

In April 1855, Barton read a paper at the Institution of Civil Engineers, and described his Drogheda Viaduct.¹³² The discussion continued over three evenings, concentrating on the comparison of tubular-girders, Warren girders and lattice trusses. Criticisms of tubular structures on the grounds of uneconomic use of material were rebutted unconvincingly by Stephenson and Bidder, both in their fifties. They were seen as 'the old guard', being replaced by the new, such as James Barton, W B Blood, W T Doyne and J M Heppel, all in their thirties, and all wanting to be considered part of the more theoretically educated engineering elite, found on the Continent.¹³³ Further attacks on tubular structures followed from Zerah Colburn, the American who edited *The Engineer*, drawing on his experience in the United States.¹³⁴ In 1867 Benjamin Baker's, *Long Span Railway Bridges*, identified the tubular-girder as the most unfavourable type of long span bridge because of its

¹²⁹ *Belfast Newsletter*, 6 September 1852.

¹³⁰ O'Mahony, 'Iron Rails and Harbour Walls', 139. D J Jourawski had done stress calculations for a timber bridge in 1844 (Timoshenko, *Strength of Materials*, pp.142-3).

¹³¹ James, 'Origins and Worldwide Spread of Warren-Truss Bridges', 98-9.

¹³² Barton, 'Economic Distribution', 443-90.

¹³³ S Smith, 'The development and use of the tubular beam', *History of Technology*, 14, 1992, 120-2. Moorsom, who was older, was also an advocate of lattices.

¹³⁴ *The Engineer*, 7, 1859, 138, 389-90; 8, 1859, 138; 9, 1860, 157-8.

uneconomical use of material.¹³⁵ But by then the contest was over. The new guard had won decisively. Theoretical calculations had supplanted empirical formulae and the rule-of-thumb. By the early 1860s the tubular-girder bridge was discarded, and Fairbairns, like everyone else, had moved on to lattice or other trusses.¹³⁶ One of their first was over the Tay at Dalguise, and Fairbairn, well into 'retirement', tested a quarter-size model, but he did stress the need for calculations of the horizontal strains to which the top and bottom were subject – calculations which were undertaken by William Unwin.¹³⁷

Compared with the great lattices at Tczew and Cologne, that over the Tay was trivial. Leadership in lattice girder bridges had passed to Continental Europe. In 1871 Fairbairns undertook its largest contract, 140 lattice and plate girder bridges for the Intercolonial Railway of Canada. The Intercolonial chose Fairbairns' double-lattices for intermediate spans, but for the longest spans it chose pin-jointed trusses from a firm in Philadelphia.¹³⁸ Neither Fairbairns nor Britain were any longer in the forefront of bridge design. That tubular-girder bridges did flourish for the decade from 1847 is primarily due to them being readily available following the demise of the trussed cast-iron girder, just prior to lattice and other wrought-iron trusses establishing their viability. It may be, as James suggests, that the dominance of tubular-girder bridges for 100-200ft spans during this decade hindered development of other truss forms, contributing towards the decline of British bridge design in the late nineteenth-century'.¹³⁹ If this is correct, the decline stems from the collapse of Stephenson's Dee Bridge. If the Dee Bridge had failed five years later, it is likely the void would have been filled by lattices or other trusses, rather than by tubular-girders.

¹³⁵ B Baker, *Long Span Railway Bridges*, (1867), p.8.


¹³⁶ Notably, in Scotland: J Mitchell, 'On the Construction and Works of the Highland Railway', *BAAS* 1867, pp.151-61; *The Engineer*, 24, 1867, 233-4; *Engineering*, 4, July-Sept, 1867, 205-7, 223-4, 264, 288; *ILN*, September 1893, 288. In Canada: S Fleming, *The Intercolonial: A Historical Sketch of the Inception, Location, Construction and Completion of the line of Railway uniting the Inland and Atlantic Provinces of the Dominion, with maps and numerous illustrations*, (1876), pp.138, 147; *The Intercolonial Railway. The Genesis of its bridges, with the official documents laid before Parliament*, (1875); James, *Overseas Railways*, p.27. And in the United States: H M Burt, *Burt's illustrated guide to the Connecticut valley*, (1867) pp.60-5.

¹³⁷ Fairbairn, *Application*, (3rd ed.1864), pp.123-36.

¹³⁸ Fleming, *The Intercolonial*, pp.138, 147 and Plates; J G James, 'Overseas Railways', p.27; 'Correspondence relating to a claim of Mr H B Higginson and Queen's University against the Government of Canada. Printed to afford information respecting the character and merits of the claim', (1903), p.10.

¹³⁹ J G James, 'Some Steps in the Evolution of Early Iron Arched Bridge Design', *TNS*, 59, 1987-8, 153.

Fairbairn had the insight to identify parallel uses for his ‘inventions’. In doing so his influence was wide. He brought to bridge-building knowledge from his experiments on wrought-iron plates and riveted joints, and from his shipbuilding experience, and then advocated the transference of cells from his bridge experiments back to shipbuilding, seen most notably in Brunel and Scott Russell’s *Great Eastern*.¹⁴⁰ Fairbairn’s adoption of a rectangular tube with sandwich flanges was novel and very advanced: today stiffened plates are basic components of bridges, buildings, motor vehicles, aircraft, offshore platforms and ships.¹⁴¹



Illus. 7.9: Liverpool Landing Stage.¹⁴²

George’s Landing Stage at Liverpool, 505ft by 80ft, located 120ft from the quay wall, was built by William Cubitt in 1847-8.¹⁴³ To reach it Fairbairn constructed a tubular-girder access ramp 150ft long, hinged at each end, to rise and fall with the tide. Similar ramps followed at Liverpool and elsewhere.¹⁴⁴ There was a precedent for hinged ramps in bowstrings by Marc Brunel.¹⁴⁵

¹⁴⁰ See Chapter 5.5. W Fairbairn, ‘An Experimental Inquiry into the Strength of Wrought-Iron Plates and their Riveted Joints as applied to Ship-building and Vessels exposed to severe strains’, *Philosophical Transactions of the Royal Society, Part 2, 1850*, 677-725; E C Smith, *A Short History of Naval and Marine Engineering*, (1938), pp.109-10.

¹⁴¹ H L Cox, *The Design of Structures of Least Weight*, (1965), pp.1-2; Burton, ‘Lessons Learned in the Design and Erection of Box Girder Bridges’, p.24.

¹⁴² W Fairbairn, ‘The Rise and Progress of Manufactures and Commerce, and of Civil and Mechanical Engineering, in Lancashire and Cheshire’, in T Baines, *Lancashire and Cheshire, Past and Present*, (1869), Vol.2, Plate II.

¹⁴³ Dempsey, *Tubular and other Iron Girder Bridges*, pp.27-9; Fairbairn, ‘The Rise and Progress of Manufactures and Commerce’, Vol.2, pp.xcix-c; *MG*, 2 June 1847; *ILN*, 10, 1847, 373. For background see B Dempster, *Liverpool’s Floating Landing Stages*, (MSc Dissertation, University of Liverpool, 2003), pp.50-1. I am grateful to Peter Rowlands for bringing this to my notice.

¹⁴⁴ Fairbairn, ‘The Rise and Progress of Manufactures and Commerce’, pp.c-ci.

¹⁴⁵ J G James, ‘The evolution of iron bridge trusses to 1850’, *TNS*, 52, 1980-1, 72.

Alongside tubular-girder bridges were wrought-iron plate-girder bridges, replacing cast-iron beams.¹⁴⁶ These were single-web beams built up from wrought-iron plates which Fairbairn popularised and which were used in their thousands around the world for relatively short-span bridges.¹⁴⁷ As early as 1846, Fairbairn advocated a wrought-iron aqueduct over the Weaver, a 100ft tubular-girder 6ft deep by 2ft wide.¹⁴⁸ Similar principles were applied to a wrought-iron sliding caisson, or dock gate, 75ft wide by 42ft high, built by Fairbairn for Keyham Dockyard.¹⁴⁹

Whilst tubular beams had been used in building for some years, the scale now increased and one was used in 1850 to support 63ft of one side of the largest-span roof built at that date, at Liverpool Lime-street station, by Richard Turner.¹⁵⁰ Floors with built-up wrought-iron beams were also seen, at least by their manufacturers, to have their genesis in the great tubular bridge research.¹⁵¹

Rolt has argued that following the strength of box sections having been demonstrated at Conway and Britannia, Fairbairn's friend, Whitworth, extensively adopted the box section in his machine-tool designs, 'the effect being to exaggerate their uncompromising, rectilinear appearance'.¹⁵² The heavy frames of machine tools were replaced by light, hollow ones, as 'the thin but strong metal tube became a feature of engineering structures down to the present day'.¹⁵³ But the most important derivative from the tubular-girder bridge was the Fairbairn crane.

¹⁴⁶ DeLony, *Context for World Heritage Bridges*, p.6 – 'Britannia Bridge ... was the prototype of the plate-girder bridge, eventually used throughout the world.'

¹⁴⁷ Fairbairn, *Application*, pp. 255-7; Fairbairn, 'On the Application of Cast and Wrought-iron to Railways', pp.464-5; Humber, *Cast and Wrought Iron Bridge Construction*, pp.76-7 and Plates 39 and 40.

¹⁴⁸ R Rawlinson, *Report on Liverpool's Water Supply*, (1846), p.25 (Appendix B). It is believed one was erected over the Crowden Brook near Longdendale as part of the Manchester Waterworks scheme – I am grateful to Bill Slatcher for this information.

¹⁴⁹ W Fairbairn, 'Description of the Sliding Caisson at Keyham Dockyard', *MPICE*, 13, 1854, 444-63, Plate 4; *MM*, 60,1854, 468; *CE&AJ*, 17, 1854, 237, 258-63; *Life*, pp.319-20.

¹⁵⁰ R Turner, 'Description of the Roof over the Railway Station, Lime-street, Liverpool', *MPICE*, 9, 1850, 204-13; Fairbairn, *UIfE3*, pp.216-20; *CE&AJ*, 14, 1851, 174-5; C E Peterson, 'Inventing the I-beam: Richard Turner, Cooper & Hewitt and Others', *Bulletin of the Association for Preservation Technology*, 12.4, 1980, 11. Turner sought prior advice from Fairbairn, who typically advised 'not to trust to computation, but to submit your principal rafters, truss-bars, frames, &c. to direct experiment'.

¹⁵¹ Peterson, 'Inventing the I-beam', 15-25.

¹⁵² L T C Rolt, *Tools for the Job: A Short History of Machine Tools*, (1965), p.120.

¹⁵³ D Cardwell, *The Fontana History of Technology*, (1994), p.260.

7.4. Tubular Cranes – Icons of the Victorian Waterfront

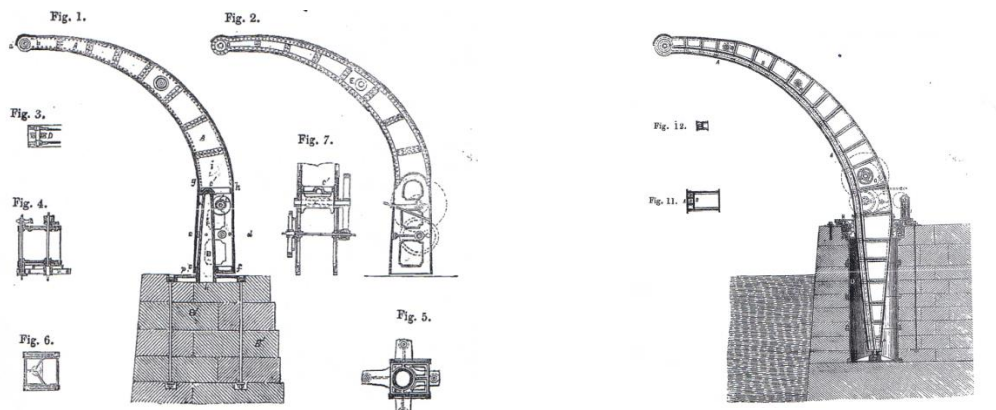
The major derivative from the tubular-girder bridge was the tubular crane, which used a tapering, curved, inverted version of the tubular-girder as its jib. Fairbairn did not invent the curved jib, but he grasped it and married it to tubular wrought iron, to the extent that he gave his name to this genre of crane, which became icons of the Victorian waterfront in many parts of Europe. The crane emphasises Fairbairn's technological perception - visualising a level tubular bridge girder as a quadrant forming the jib of a crane. It illustrates the transfer of technology from one iron structure to another. And this was coupled with the drive and investment to realise the vision – to build the cranes and persuade a conservative Admiralty to purchase these new machines. Diffusion of the crane was rapid, to harbours, dockyards, and quays in Europe and beyond. They rode the crest of a wave in the two decades 1850-1870. Thereafter, although some were still being built as late as the first decade of the twentieth-century, they faded - overcome by the advent of steel, by new forms of crane, new sources of power, and the need for greater speed and flexibility.

Fairbairn's understanding of wrought-iron facilitated the transfer of its technology from one form of structure to another – the perception that although they had totally different functions, the hull of a ship, a bridge, and the jib of a crane had similarities, and could all be treated as tubular beams. The patent for the crane was filed in November 1850, and was for constructing the jib from metal plates, forming a series of tubular or cellular compartments. The patent illustrated two versions of the crane, the first, for small loads, was mounted on a traditional crane post. The second, for heavier loads, had the jib strengthened by three cells on the concave side of the tube, and below ground a much more substantial foundation with the tubular structure tapering as an elongated cone, within a cylindrical cast iron casing, and restrained at ground level.¹⁵⁴ Curved jibs already existed.¹⁵⁵ They had an advantage

¹⁵⁴ Patent No, 13317; *MM*, 1851, 381-3.

¹⁵⁵ A quayside crane with two curved cast iron jibs is believed to have been constructed by Hick & Rothwell of Bolton in 1834 (O Bachmann, H-H Cohrs, T Whiteman and A Wislicki. *The History of Cranes*, (1997), pp.45-6). There were two cranes with curved jibs in the Grand Junction Railway's erecting shop at Crewe in 1849 (*ILN*, 24 March 1849, 189).

over the straight jib which prevented bulky loads, such as ships' boilers, being raised to the full height because they would foul the jib.¹⁵⁶



Illus. 7.10: The drawings from the Fairbairn Crane Patent¹⁵⁷

Fairbairn's crane was designed primarily for dockside use. Its tapering, curving, box section was instantly recognisable. There was no shortage of publicity for it, much of it directly attributable to Fairbairn and the company. The cover of *The Mechanics' Magazine* of 17 May 1851 carried illustrations from the Patent. A paper about the cranes was read at the British Association meeting in 1850, and widely reported.¹⁵⁸ In 1851 Fairbairns exhibited a 5-ton crane at the Great Exhibition, and in 1853 at the Dublin exhibition.¹⁵⁹ In that year the 4th edition of Ure's *Dictionary of Arts, Manufactures and Mines* included an illustrated entry on these cranes.¹⁶⁰ By this time they were generally referred to as 'Fairbairn cranes' and the designation was universally adopted, even though later examples were built by other manufactures.¹⁶¹ Nothing like them had been seen before in the United Kingdom, although a correspondent to the *Mining Journal* in 1850 claimed that a tubular crane

¹⁵⁶ Fairbairn, *UIFE2*, p.289; Life, p.321.

¹⁵⁷ *MM*, 1851, 381.

¹⁵⁸ 'On a Wrought Iron Tubular Crane, designed by William Fairbairn, CE, FRS. Communicated by Sir David Brewster, KH, DCL, FRS. &c.', *BAAS1850*, pp.s177-9; *The Engineer and Machinist*, 3, March-Dec.1851, 174-6.

¹⁵⁹ *Official Catalogue of the Great Exhibition of the Works of all Nations*, (1851), Class 5, pp.230-1. The description however was of the first 12ton Keyham crane, whereas that exhibited and illustrated was a 5ton crane. J Sproule, (ed.), *The Irish Industrial Exhibition of 1863. A Detailed Catalogue of its Contents*, (1854), p.178.

¹⁶⁰ A Ure, *A Dictionary of Arts, Manufactures and Mines; containing a clear exposition of their Principles and Practice*,(4th ed. 1853), pp.549-53. Also published in America.

¹⁶¹ For example *Appleby's Illustrated Handbook of Machinery*, (1882 ed.), pp.2-3, advises that this type of crane is 'generally known as the Fairbairn crane, from the fact that it was originally designed by Sir William Fairbairn'.

of boiler plate had been made in Belgium in 1846.¹⁶² They met a need and quickly became ‘the cranes of choice in harbours’.¹⁶³

The first order came from the Admiralty for cranes to lift 12tons, but to be proved to 24tons, for the new docks at Keyham and Devonport. Fairbairn’s tender – the highest – was accepted subject to only one crane being supplied in the first instance and tested at Fairbairn’s expense.¹⁶⁴ The tests were satisfactory and another five were supplied.¹⁶⁵ At the same time cranes were constructed at Southampton and Birkenhead. The first international orders were from Russia, following Fairbairn’s visit to St Petersburg and Cronstadt in July 1850.¹⁶⁶ By 1857 there was a colossal 60ton crane at Keyham. The point of the jib was 60ft above the quay – the height of a six-storey building - and the base of the inverted cone 23ft below ground level. The crane swept a circle 106ft in diameter. The applied power was increased by a factor of 632, by the gearing and pulleys.¹⁶⁷ It was the most powerful crane in the world.

The next step was to bring steam power to the cranes. John Trickett, Chief Engineer at Keyham did this for his cranes around 1858.¹⁶⁸ In 1859 a 60-ton crane at Portsmouth had steam power from the start.¹⁶⁹ A change in construction had occurred by this time in all but the largest cranes – T-iron ribs were substituted for the cells, giving adequate strength more economically.¹⁷⁰ Around 1859 Fairbairn proposed a crane 120ft high – equivalent to a typical twelve-storey building - as a substitute for the worn-out masting shears at Woolwich, but it was not built.¹⁷¹ After Fairbairn’s ‘retirement’, the firm continued to build cranes.¹⁷² Exports included Helsingør, Newcastle NSW, Seville and Venice.¹⁷³

¹⁶² *Mining Journal*, 20, 1850, 244.

¹⁶³ Bachmann et al, *History of Cranes*, p.47.

¹⁶⁴ D Evans, *Building the Steam Navy – Dockyards, Technology and the Creation of the Victorian Battle Fleet 1830-1906*, (2004), p.74.

¹⁶⁵ Fairbairn, *UIfE2*, pp.282-9. The cranes were to lift to a height of 30ft and sweep in a circle of 65ft diameter.

¹⁶⁶ Fairbairn, *UIfE2*, p.290; *The Engineer and Machinist*, 3, 1851, 179 and Plate; *Life*, pp.366-7.

¹⁶⁷ Fairbairn, *UIfE2*, pp.290-4; W Fairbairn, ‘Description of Large Tubular Wrought Iron Crane recently erected at Keyham Dockyard, Devonport’, *MPIME*, 1857, 87-96 and Plates; *Newton’s London Journal of Arts and Sciences*, 1858, 171-176.

¹⁶⁸ Fairbairn, *UIfE2*, p.295; *MPICE*, 95, 1889, 392.

¹⁶⁹ *The Engineer*, 7, Jan-June 1859, 272; Fairbairn, *UIfE2*, p.296.

¹⁷⁰ Fairbairn, *UIfE2*, pp.290-1.

¹⁷¹ Fairbairn, *UIfE2*, p.295.

¹⁷² For example Folkstone: *ILN*, 34, 22 January 1859, p.81. Chatham: *The Practical Mechanics Journal*, March 1861, 329; see also Evans, *Building the Steam Navy*, pp.185-7. West India Docks:



Illus. 7.11: The oldest existing crane by Fairbairns, at Helsingør, Denmark.¹⁷⁴

Diffusion of Fairbairn's cranes can be traced to Holland and thence to Japan. They were manufactured in Holland from 1861 at the Prins van Oranje factory at The Hague, managed in the 1860s by Cornelius Hotz.¹⁷⁵ Their design and detailing were very similar to cranes built in Ancoats, suggesting they may have been built under licence.¹⁷⁶ The alternative is that they were copied. There were close links between the Prins van Oranje factory and British engineering firms – an advertisement of 1867 listed four British firms for which Prins van Oranje was agent, but Fairbairns was not among them.¹⁷⁷ The factory's records have not survived, and it remains unclear how Prins van Oranje came to build 'Fairbairn' cranes.¹⁷⁸ They built at least twenty-five 'Fairbairn' cranes and there were probably more.¹⁷⁹ In the 1850s, after 200

British History on Line at <http://66.102.9.104/search?q=cache:Vs8yWKEA3IUJ:www.british-history.ac.uk/repo> (accessed 15.03.07).

¹⁷³ Helsingør: 'Cranes Kraner Krane' at www.my1287.dk/index.php?option=co... (accessed 28.01/11). Newcastle, NSW: *The Engineer*, 15, Jan-June 1863, 26; *Sydney Morning Herald*, 21 November 1862. Seville:

<http://maps.google.com/maps/ms?ie=UTF8&t=m&vpsrc=6&source=embed&oe=UTF..> (accessed 28 July 2012); http://portal.apsevilla.com/wps/portal/puerto_es/cultura_es?WCM_GLOBAL_CONT... (accessed 28 July 2012). Venice: <http://www.practicalmachinist.com/vb/showthread.php?t=114790> (accessed 02.06.08). There is no hard evidence that this crane was made in Ancoats, but on the present balance of probabilities, it was.

¹⁷⁴ G Baviere, Photograph 2012, at <http://www.flickr.com/photos/84554176@N00/6941935342/in/pool-fairbairncranes/> (accessed 17 July 2012). The background is Hamlet's castle.

¹⁷⁵ Werkgroep Industrieel Erfgoed Zeeland (WIEZ), 'Stadskraan Middelburg teruggeplaatst' at <http://www.industrieelerfgoedzeeland.nl/stadskraam-middelburg-teruggeplaatst/> (accessed 03 August 2012); G.[W H P M] van Hoof, 'De ijzergieterij en machinefabriek "De Prins van Oranje" te 's-Gravenhage', *Industriële Archeologie*, 35, 1990, 50-7.


¹⁷⁶ On licences in the textile machine industry see C Macleod, 'Strategies for innovation: the diffusion of new technology in nineteenth-century British industry', *Economic History Review*, 45, 1992, 294-6, 303.

¹⁷⁷ Advertisement of 1867. Photocopy in the author's possession, courtesy of Prof. Van Hooff.

¹⁷⁸ <http://www.kadekraankampen.nl> (accessed 17 July 2012). This website was revised on 23 July 2012 and no longer has the information about the Prins van Oranje factory.

¹⁷⁹ W H P M van Hooff, *In het rijk van de Nederlandse Vulcanus: de Nederlandse machinenijverheid 1825-1914*, (1990), p.213.

years of isolation, Japan began to open to western nations. In 1862 a Japanese delegation visited the west, notably the International Exhibition in London. In Holland they visited the Prins van Oranje factory.¹⁸⁰ In 1866 the Tokugawa government built the Yokosuka military arsenal and naval base.¹⁸¹ By 1872 it had a 30ton 'Fairbairn' crane. It was unusual in that its height was increased by being built on a cast iron and masonry plinth.¹⁸² Whilst documentary proof is not available, all the indications are that this crane was manufactured at the Prins van Oranje factory.



Illus. 7.12: 'Fairbairn' Crane at Yokosuka Zosenjo, Japan ¹⁸³

Fairbairn's influence can also be followed through cranes built by other manufacturers after the patent expired or after Fairbairns ceased trading. The best known is Stotherd & Pitt's Bristol crane, the only 'Fairbairn' *steam* crane to have

¹⁸⁰ M Sano, *Alcock no Edo: Shodai Eikoko koshi ga mita Bakumatsu-Nihon*, (2003). This book is in Japanese, but there is a helpful review in English at <http://yagian.blogspot.co.uk/2011/01/strange-destiny-of-interpreter-in-end.html> (accessed 20 July 2012); Van Hooff, 'De ijzergieterij', 50-5. The visit resulted from an acquaintance between Hotz and the Dutch anti-colonial author Multaluli - the nom de plume of E D Dekker who wrote *Japansche gesprekken*, (1862) in connection with the Japanese mission to Western Europe.

¹⁸¹ T Hashimoto, 'Introducing a French Technological System: The Origin and Early History of the Yokosuka Dockyard', *East Asian Science, Technology and Medicine*, 16, 1999, 53-72.

¹⁸² K Tamagawa, 'The Historic Cranes in Japan, Part 1', *Cargo Handling JAPAN*, 49.5, 2004, 526-7. The crane's location is shown on a bird's-eye view of the Dockyard in 1883 (Hashimoto, 'Yokosuka Dockyard', 56-7).

¹⁸³ Tamagawa, 'Historic Cranes in Japan', p.526.

survived.¹⁸⁴ Other British examples included Davis & Primrose's crane at Leith;¹⁸⁵ and what is believed to have been the largest and strongest 'Fairbairn' crane – 100 ton capacity, 80ft high with a radius of 60ft, at Hartlepool, built in 1906 by Cowan Sheldon of Carlisle to handle ships' boilers.¹⁸⁶ Cowan Sheldon built several 'Fairbairn' cranes including two at Malta Naval Dockyard as late as 1908.¹⁸⁷ Cail, Halot & Cie of Brussels built a 50ton crane at Vlissingen in the Netherlands in 1878.¹⁸⁸ Bachman states that numerous German firms constructed 'Fairbairn' cranes but does not identify locations or firms.¹⁸⁹ 'Fairbairn' cranes remain at Frankfurt an der Oder built by Gruson Maschinen Fabrik of Buckau Magdeburg, and on Lake Constance. Elsewhere there are existing cranes on the Donau at Vienna and at Visby on the Swedish island of Gotland.¹⁹⁰ All these cranes, their manufacturers and geographical locations, are witness to Fairbairn's influence and the spread of his technology from Ancoats. Appendix 7.1 lists known 'Fairbairn' quayside cranes.

Fairbairn's cranes were fabricated at the Ancoats works, assembled in the yard there and sent to site in sections.¹⁹¹ Evidence of the means of site erection is meagre, but it is known that at Maassluis in 1892 sheerlegs were used.¹⁹²

¹⁸⁴ A King, *Fairbairn Steam Crane 1876* (City of Bristol Museum and Art Gallery – no date, but c.2000); Listing Notice Ref. 901-1/42/1317.

¹⁸⁵ 'Davis and Primrose' at http://www.gracesguide.co.uk/wiki/Davis_and_Primrose (accessed 16 April 2010).

¹⁸⁶ SINE Project, 'Structure Details for Son of Swan Neck', at http://sine.ncl.ac.uk/view_structure_information.asp?struct_id=1227 (accessed 10 August 2010); 'Port Cities – Hartlepool. A journey into the port half a century ago', at <http://portcities.hartlepool.gov.uk/server.php?show=ConNarrative.138&chapterId=669> (accessed 8 November 2005).

¹⁸⁷ 'List of Archive Documents from Cumbria CC, related to Cowans Sheldon Civil Engineers of Carlisle'; *Engineering*, 19 February 1909, 240.

¹⁸⁸ *De Ingenieur*, 19, 1904, 577. It was the strongest crane in the Netherlands.

¹⁸⁹ Bachmann et al, *History of Cranes*, p.47.

¹⁹⁰ <http://www.flickr.com/groups/fairbairncranes/> (accessed 03 August 2012). At Rorschach on the Swiss side of Lake Constance, there is an electrically-powered 'Fairbairn' crane by Stahl (visited 2012).

¹⁹¹ J Bennison, 'Essay', (1869 Lancashire County Archive DDX/184); R J M Sutherland, 'The birth of stress: a historical review' in W Addis, (ed.) *Structural and Civil Engineering Design*, (1999), p.249; Hayward, 'Fairbairns', p.3.19. David Evans states that the 40ton Keyham crane was 'to be made on the spot', and that 'Fairbairn's engineer reckoned on finishing it by the end of May'. It is possible it was made on site, but unlikely. A probable explanation is that it was delivered in parts to be put together on site (Evans, *Building the Steam Navy*, p.105n10).

¹⁹² I am grateful to Prof. Van Hooff for this information.

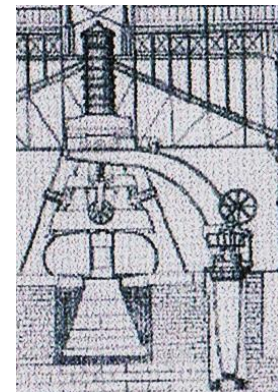
7.5. Derivatives and Demise of the Fairbairn Crane

There were derivatives of the Fairbairn crane, especially in Germany – not strictly Fairbairn cranes, but where the influence is indisputable. Otto Lueger in the 1904 edition of his technical dictionary illustrated a small ‘Fairbairnkran’ which was post-mounted with only a partially curved jib; and the ‘Fairbairn-Ausleger’, a steam-powered crane on tracks.¹⁹³

Some Fairbairn cranes were used in industry. Fairbairn had one in his own boiler shop. Most spectacular in this field, and a clear testimony to Fairbairn’s on-going influence, were four cranes built in 1877 at the famous Schneider works at Le Creusot in France to serve the most powerful steam hammer in the world. These steam-powered swan-neck cranes lifted ingots weighing up to 120 tons and with their tubular curving jibs, gearing mechanisms and tapering bases within cylinders, were in every respect ‘Fairbairn’ cranes.¹⁹⁴



Illus. 7.13: Fairbairn crane in the company’s own boiler shop, with Lancashire boilers, c1860¹⁹⁵



Illus. 7.14: Steam hammer with ‘Fairbairn’ crane, Le Creusot, France.¹⁹⁶

Fairbairn’s influence can also be appreciated in the genesis of the railway breakdown crane. During the 1850s, he applied tubular construction to a travelling

¹⁹³ O Lueger, *Lexikon der gesamten Technik*, (1904 ed.) – Article ‘Kran (1)’, Figs.5 and 12. See also A Böttcher, *Cranes: Their Construction, Mechanical Equipment and Working*, (Translated and Supplemented with English, American, and Continental Practice by A. Tolhausen, 1908), pp.55, 60, 64, 68.

¹⁹⁴ American Society of Mechanical Engineers, ‘The Creusot Steam Hammer’, (Paper on the occasion of visit to Le Creusot 16 Sept.1981).

¹⁹⁵ G Meason, *The Official Illustrated Guide to the Great Northern Railway*, (1861), p.393.

¹⁹⁶ American Society of Mechanical Engineers, ‘Creusot Steam Hammer’.

railway crane. It lifted 15 tons to a height of 18ft above the rails and swivelled in a 25ft diameter circle, but its height limited its use to rails unobstructed by bridges.¹⁹⁷ However Appleby Brothers subsequently modified it, by hinging the jib, leading to the typical railway breakdown crane of the twentieth century.¹⁹⁸

There were criticisms of the 'Fairbairn' cranes – that they were uneconomic in their use of iron, they were difficult to paint and maintain within the jib, and they could only lift and lower loads on the circle described by the point of the jib. It was clear that more adaptable cranes would take their place. The area in which the Fairbairn cranes scored best was where heavy lifting was involved, particularly of bulky items, such as ships' boilers. In this field they were the crane of choice for twenty-five years, until the advent in the mid-1870s of such radical new cranes as Armstrong Mitchell's 160-ton hydraulic cranes at La Spezia and elsewhere,¹⁹⁹ James Taylor's 70ton crane with hinged jib at Dundee, and his Titan at Colombo, followed in 1889 by a 100ton, steel, hinged jib crane at Belfast.²⁰⁰ 'Fairbairn' cranes, having had a twenty-five year window of opportunity – considerably longer than the tubular girders from which they sprang - lingered on, with diminishing numbers being built into the twentieth century, but they were no longer at the cutting edge.

Only around thirty cranes built by Fairbairn have been identified.²⁰¹ The total number built is unlikely ever to be known. In 1861 the *North British Review* reported that, 'All Her Majesty's dockyards have been supplied with this invaluable piece of Machinery, and great numbers have been supplied to other parts of the Continent'.²⁰² It is probable that the thirty represent less than ten per cent of the Ancoats-built total. Most Fairbairn cranes were scrapped, unrecorded, during the middle quarters of the twentieth century. The only one remaining in the British Isles that was built by Fairbairns is at Dover.²⁰³ In 2014 this crane was, according to the new plaque,

¹⁹⁷ Fairbairn, *UIFE2*, pp.296-7.

¹⁹⁸ J Jessop & Son, *Catalogue*, (1892), p.13; Böttcher, *Cranes*, p.375.

²⁰² <http://www.veniceinperil.org/projects/armstrong-mitchell-crane> (accessed 15 May 2015).

²⁰⁰ 'James Taylor – A Great Birkenhead Engineer', at <http://www.oldmerseytimes.co.uk/jamestaylor.html> (accessed 22 August 2013), pp.13-14; *The Engineer*, 14 June 1889, 501.

²⁰¹ Appendix 7.1.

²⁰² *North British Review*, 1861, 172.

²⁰³ Listing Notice No. 685/0/10036 16-DEC-09, 'Wellington Dock and associated structures, including crane situated on Esplanade Quay'; Dover District Council, 'Dover District Heritage Strategy', (Draft,

'lovingly restored' by the Port of Dover, but its iconic form – its primary harbourscape feature – has been compromised by the introduction of a prop beneath the point of its jib.²⁰⁴ On the Continent the crane at Helsingør is believed to be the oldest existing crane that was built at Ancoats, and the surviving cranes at Seville and Venice were also probably built in Ancoats. The move from demolition to preservation of these unique cranes in the last half-century is an indication of the growing appreciation of Fairbairn's importance and influence in mid-nineteenth-century engineering.

7.6. Conclusion

Fortune accrued to Fairbairn and the family business from steam engines and millwork after the closure of the loss-making Millwall shipyard. Fame and further fortune accrued from bridges and cranes after Fairbairn seized the unanticipated opportunity to undertake experiments leading to the longest railway bridge of the mid-nineteenth century. He applied to the task knowledge from prior experiments, and experience gained in shipbuilding. Fairbairn's Britannia experiments, very different from many of his others, demonstrated his adaptability, and pragmatic approach. Many of his experiments involved the systematic measuring, recording and analysis of data leading to applicable mathematical formulae, but the Britannia experiments relied on a trial-and-error basis to achieve a solution. As such they were used by Rosenberg and Vincenti to support the thesis that the work of the civil engineer did not involve the application of theoretical knowledge.²⁰⁵ In one sense Britannia, with the repeated testing of the model tube until it failed, was a fruit of failure, yet at a time when no adequate theoretical approach existed, it produced an impressive result. That result was a bridge which probably could not have been built with the available technology ten years earlier, and would not have been built ten years later because by then lattice or Warren girders had become established. It was due to Fairbairn's vision and persistence that Britannia was a true girder bridge without suspension chains, and as such influenced the adoption of girder bridges in Continental Europe. In spite of the euphoria with which it was greeted, the Britannia

June 2012), p.153 – this 635-page report devotes all of three lines to the crane, referring to the Fairburn [sic] Engineering Co.

²⁰⁴ <http://www.doverport.co.uk/about/news/historic-crane-restoration-gives-heritage-trail-a/12922/...> (accessed 1 January 2015).

²⁰⁵ Rosenberg and Vincenti, *Britannia*, p.71.

Bridge was soon deemed to be a cul-de-sac in bridge construction. Contrary to the norm, where seemingly promising developments often turn out to be dead ends with little place in technological history and soon forgotten, Britannia has left the cul-de-sac and is extensively written about today. Petroski's description of this bridge as 'a monument to engineering short-sightedness' is far from the mark in the light of Åkesson's analysis of Britannia's far-sighted characteristics that made it the forerunner of the modern box-girder bridge.²⁰⁶

The tubular bridges spawned the more numerous tubular-girder bridges, and from them the technology was transferred to tubular cranes. The tubular-girder bridge occupied a short window of opportunity between the opportune collapses of Gray's Mill and Stephenson's Dee Bridge in 1847 and the development of viable lattice and Warren trusses. Without those collapses just before the viability of the lattice was established, it is likely that very few tubular-girder bridges would have been built. Whilst the links between Gray's Mill and the Dee Bridge have been noted by others, the effect of the Dee Bridge collapse on the rapid success of tubular-girder bridges has not been appreciated.²⁰⁷ During their short window, Fairbairn's tubular and tubular-girder bridges contributed to the understanding of buckling, continuous beams and fatigue. The transition from empirical rule-of-thumb to theoretical calculations is exemplified by reference to continuous beam theory at Torksey where continuity over the supports was incorporated unwittingly as a result of the mode of erection. The Government Inspector's concerns led to exhaustive mathematical analysis, which also highlighted Fairbairn's weaknesses in this area. The tubular crane was the dockside crane of choice for heavy loads for twenty-five years, with its iconic swan-neck form gracing Victorian waterfronts, yet there is almost no secondary literature about its development, construction, diffusion or demise - a gap which the thesis has sought to fill. Interesting as its derivative structures are, Fairbairn's outstanding achievement as an experimental engineer and bridge-builder was his involvement in the design and construction of the Britannia Bridge. At the time it was built there was no available relevant practical or theoretical knowledge, yet what was produced was a novel, chainless, visually powerful bridge, of far

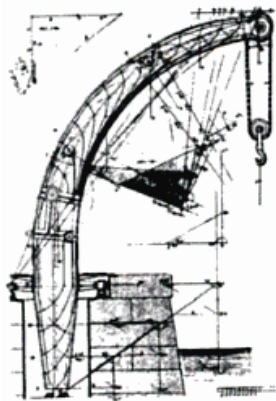
²⁰⁶ Petroski, 'Britannia Bridge', 259; Åkesson, *Understanding Bridge Collapses*, pp.179-92.

²⁰⁷ Lewis, *Disaster on the Dee*, pp. 87-8.

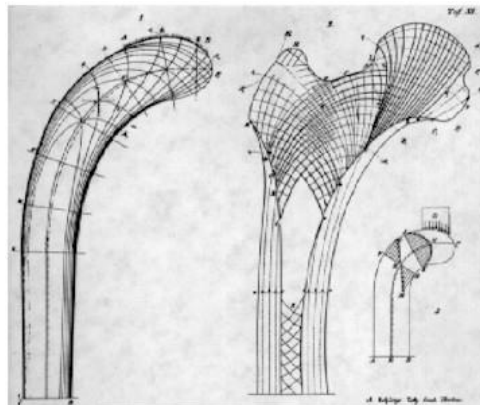
greater magnitude than any girder bridge that previously existed, which excited the interest of Europe's leading engineers, bringing Fairbairn's name to their notice.

Epilogue to Chapter 7: Fairbairn Cranes and Orthopaedics

It is more than a little surprising to find Fairbairn's influence, through his cranes, extending into twenty-first century orthopaedics. Karl Culmann had a remarkable insight into the power of graphical techniques of analysis. When he visited England



Illus. 7.15: Culmann's working drawing of the stresses in Fairbairn's crane.²⁰⁸



Illus. 7.16: Culmann's stress patterns for a crane (left) and von Meyer's trabecular drawing of the proximal femur (right).²⁰⁹

in 1849 in connection with his study of bridges, he met Fairbairn around the time of the first Keyham cranes.²¹⁰ In *Die graphische Statik* (Zurich 1866) Culmann analysed, by way of graphical statics, the stress patterns in the jib of a Fairbairn crane, which he illustrates.²¹¹ This stress drawing and a photograph of Stothert & Pitt's Bristol 'Fairbairn' crane are reproduced in twenty-first century orthopaedic texts.²¹² How did this happen? In 1855 Culmann was appointed Professor of Theory of Structures at the Institute of Technology in Zurich.²¹³ At the same time Georg von

²⁰⁸ K Culmann, *Die Graphische Statik*, (1866), Fig.1 of Plate 11; reproduced in C Lehmann, and B Maurer, *Karl Culmann und die graphische Statik:Zeichnen, die Sprache des Ingenieurs*, (2006), p.127, and in Kurrer, *History of the Theory of Structures*, p.704.

²⁰⁹ <http://www.engin.umich.edu/class/bme456/boneadapt/boneadapt.htm> (accessed 23 July 2012).

²¹⁰ Charlton, *History of theory of structures*, pp.169-70.

²¹¹ Culmann, *Die Graphische Statik*, pp.264-70 and Fig.1 of Plate 11.

²¹² Lehmann, and Maurer, *Karl Culmann und die graphische Statik*, p.127; J G Skedross and S L Baucom, 'Mathematical analysis of trabecular "trajectories" in apparent trajectorial structures: The unfortunate historical emphasis on the human proximal femur', *Journal of Theoretical Biology*, 244, 2007, 21.

²¹³ Timoshenko, *Strength of Materials*, p.194.

Mayer (1815-1892) was Professor of Anatomy at Zurich University.²¹⁴ In July 1866 Culmann attended a meeting at which von Meyer read a paper 'On the significance of bones as machine parts and the structure of cancellous bones'.²¹⁵ The professors realised that there was a similarity between the stress lines in the crane and the trabeculae in the upper part of the femur.²¹⁶ Von Meyer's paper, published in 1867, referred to this similarity.²¹⁷ The two men co-operated in the field of bone biomechanics, providing a good example of the interdisciplinary transfer of technical knowledge.

Julius Wolff (1836-1902) was an orthopaedic surgeon in Berlin who, in the late 1860s, became aware of the work of von Meyer and Culmann. He took their work a step further, establishing the concept of bone adaptation occurring in response to mechanical stress, postulated in Wolff's law, and making his name part of today's orthopaedic lexicon.²¹⁸ Wolff published a paper in 1870 with an illustration showing the similarities between the stress lines in the crane and the forces acting on the interior of a human femur.²¹⁹ This became a basis for his magnum opus, *Das Gesetz der Transformation der Knochen* (1892, ET 1986, *The Law of Bone Remodelling*). Wolff describes von Meyer and Culmann's meeting as 'an incident extremely fortunate to science' and states that 'merit for the great discovery of the mathematic significance of this [bone] architecture belongs exclusively and singly to the Zurich mathematician, Prof. Culmann'.²²⁰ The esteem for Wolff today is marked by the recent translation of his major work into English and over 690 citations from it

²¹⁴ J G Skedross and R A Brand, 'Biographical Sketch: Hermann von Meyer (1815-1892)', *Clinical Orthopaedics and Related Research*, 469.11, 2011, 3072-6.

²¹⁵ G H von Meyer, 'Die Architectur der Spongiosa. (Zehnter Beitrag zur Mechanik des menschlichen Knochengerüsts)', *Archiv für Anatomie, Physiologie und wissenschaftliche Medizin*, 1867, 615-628.

²¹⁶ B Rüttimann, 'A Noteworthy Meeting of the Society for Nature Research in Zurich. Two Important Precursors of Julius Wolff: Carl Culmann and Hermann von Meyer', in G Regling (ed.), *Wolff's law and connective tissue regulation: modern interdisciplinary comments on Wolff's law of connective tissue regulation and rational understanding of common clinical problems*, (1993), pp.13-5; Skedross and Baucom, 'Mathematical analysis', 38-9.

²¹⁷ Skedross and Baucom, 'Mathematical analysis', 17; Rüttimann, 'A Noteworthy Meeting', p.15.

²¹⁸ R A Brand, 'Biographical Sketch: Julius Wolff, (1836-1902)', *Clinical Orthopaedics and Related Research*, 468.4, 2010, 1056-65.

²¹⁹ J Wolff, 'The Classic: On the Inner Architecture of Bones and its Importance for Bone Growth' (ET and abridgement by M O Heller, W R Taylor, N Aslanidis and G N Duda), *Clinical Orthopaedics and Related Research*, 468.4, 2010, 1056-65.

²²⁰ A Schreiber, H A C Jacob, and A H Huggler, 'Model Investigations on the Loading of Bone in the Area of Hip-Joint Prostheses, and New Prosthesis Designs in Consideration of Wolff's Law', in Regling (ed.), *Wolff's law*, p.243.

between 1980 and 2005.²²¹ Culmann's stress trajectories for cranes are illustrated in such twenty-first century textbooks as Marco Viceconti's *Multiscale Modeling of the Skeletal System* and Brian Hall's *Bones and Cartilage: Developmental and Evolutionary Skeletal Biology*.²²² Such is the orthopaedic establishment's accepted history, and the effect of the apparent eureka moment between von Meyer and Culmann at Zurich.²²³ The same story featured in a recent congress of the International Union of Theoretical and Applied Mechanics.²²⁴ But there is good reason to believe that it was no eureka moment, and that Wolff's law was foreseen over nine years before 1866. In his *On the Application of Cast and Wrought-Iron to Building Purposes* (2nd edition 1857-8) Fairbairn likens the form of the Britannia and Conway bridges to the hollow stems of grasses, grains and bamboos.²²⁵ He then turns to the cells at the top and bottom of the tubes, 'Indeed all bones when examined microscopically are found to be composed of minute cells, adding greatly to the strength and lightness of the structure'. He illustrates this by reference to two longitudinal sections of femur, 'taken from a rickety subject, where distortion had taken place', and continues:

.. in order to compensate for the bent form of curvature of the bone (which in a more healthy state, to act as a pillar, would have been nearly straight), the whole of the porous or cellular interior is incased in a thin shell or tube of hard bony substance, as dense and compact as the finest ivory. Had the subject been healthy and the limb straight, the envelope of ivory would have been thin, and something like the form shown at *a a*; but owing to the curvature, and in order to compensate for that defective form in its resistance to vertical pressure, Nature, in her workings supplies the deficiency by filling up the concave side with a thicker stratum of hard bone, and a proportionate thinner stratum on the convex side, to make up for the loss of strength arising from the curvature of the pillar as shown at *b b* . . . *

*See Mr. Fairbairn's description of the Tubular Crane – *Transactions of the British Association for the Advancement of Science*, Sections in Report, 1850, p.177.²²⁶

²²¹ Skedross and Baucom, 'Mathematical analysis', 16.

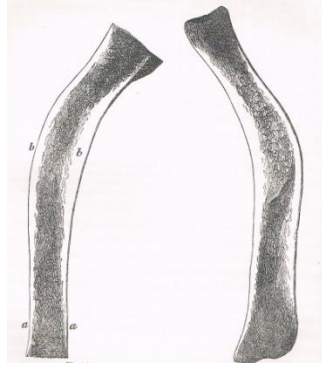
²²² M Viceconti, *Multiscale Modeling of the Skeletal System*, (2011), p.146; B K Hall, *Bones and Cartilage: Developmental and Evolutionary Skeletal Biology*, (2005), pp.409-10.

²²³ The same is related, with the Culmann and von Meyer diagrams, by the zoologist D'Arcy Wentworth Thompson, *On Growth and Form* (2nd ed. 1945), pp.976-9.

²²⁴ S C Cowin, 'Nature's Structural Engineering of Bone on a Daily Basis', in S R Bodner, J Singer, A Solan and Z Hashin (eds.), *Theoretical and Applied Mechanics 1992*, (IUTAM 1993), pp.145-7. IUTAM is the major international body in the field of mechanics. Its 1992 congress was at Haifa, Israel.

²²⁵ This approach goes back to Galileo. 'The quill of the bird's feather, the hollow shaft of a reed, the thin tube of the wheat-straw bearing its heavy burden in the ear, are all illustrations which Galileo used in his account of this mechanical principle' (D'A W Thompson, *On Growth and Form*, p.971, citing Galileo, *Dialogues Concerning Two New Sciences*, ([1638] ET Crew and Salvio, New York 1914)).

²²⁶ Fairbairn, *Application*, pp.214-5.



Illus. 7.17: Distorted femurs, illustrated by Fairbairn²²⁷

There is no doubt about Wolff's importance in the history of orthopaedics. But in Fairbairn's words above is the link between the femur and the Fairbairn crane, and the genesis of Wolff's Law. This text and Fairbairn's illustration, nine years before the famous Zurich meeting, must have been known to Culmann, as Fairbairn's books, widely read in Europe, would have been available at the Zurich Institute of Technology.²²⁸ The situation raises many questions. How did Fairbairn come by rickety femurs, and what prompted him to cut them down their centres? Was he working with one of his medical friends from the Manchester Literary and Philosophical Society, or from the British Association? It can hardly be coincidence that Fairbairn and van Meyer both used femurs as their examples. With these questions as yet unanswered, the fact remains that Wolff's Law originated in Ancoats – a point that has not been appreciated in the current literature. It is an insight into the innate understanding of engineering which Fairbairn possessed. Nor has it been noted that this linking of the rickety femur and the tubular crane, of natural history and engineering, was in the Humboldtian tradition.²²⁹

²²⁷ Fairbairn, *Application*, p.214.

²²⁸ Timoshenko, *Strength of Materials*, p.123.

²²⁹ M Dettelbach, 'Humboldtian Science' in N Jardine, J A Secord and E C Spary (eds.), *Cultures of Natural History*, (1996), p.287; K Olesko, 'Humboldt, Alexander von' and 'Humboldtian Science' in J L Heilbron (ed.), *The Oxford Companion to the History of Modern Science*, (2003), pp.383-7; W H Brock, 'Humboldt and the British: A Note on the Character of British Science', *Annals of Science*, 50.4, 1993, 369, refers to Fairbairn meeting Humboldt; *Life*, p.217-37.

Chapter 8: Spreading Influence - Education, Fitters and Ancoats Alumni

8.1. Introduction

Fairbairn's commitment to education was lifelong. It started with his self-education programme in apprenticeship days and progressed to the education and training of young engineers, particularly through the founding of educational institutions, and through training his own pupils.

One of the many ways in which Fairbairn's influence was diffused was through those who worked for him and those who trained or gained experience with him. An influential but neglected group comprises the fitters and erectors, often peripatetic, who put machinery or structures together, ensured they worked, trained operatives and were the human face of Fairbairns around the world. Some did not return but built careers for themselves in new countries. Fairbairn's pupils or premium apprentices were outstanding, many becoming important engineers and teachers of engineering. These areas of influence were on-going throughout Fairbairn's career but it is appropriate to place them in the chronological context of the successful years leading to Fairbairn's 'retirement'. These are the next generation of engineers.

8.2. Educational Foundations

Conscious of the limitations of his own education, Fairbairn had a lifelong concern to make the advantages of education available to the young, particularly engineers, believing that education led to success in engineering as in other spheres.¹ Many Manchester engineers agreed – as shown by the founding of the Mechanics' Institution - but this approach was by no means universal. It was not shared, for example, by the Stephensons or I K Brunel. So far as theoretical training was concerned – as distinct from knowledge gained from experience – Brunel possessed a caution amounting to suspicion which was typical amongst mid-century British engineers.² Fairbairn's motives were the benefit of the working man and the benefit to society. 'I do not wish to see the working man a mere machine, but an intelligent

¹ *Life*, p.157; Fairbairn, *UIfE3*, p.68.

² R A Buchanan, *The Engineers: A History of the Engineering Profession in Britain 1750-1914*, (1989), p.163.

and a thinking being; and I am sure he will best consult his own happiness if he studies to cultivate his mind I am desirous of raising the faculties of every working-man, for the double purpose of making him more useful to society, as well as to those with whom he associates and for whom he labours', he said to the young men at Bolton Mechanics' Institute.³ It reflected his experience. He told the Poor Law Commissioners,

The best educated are invariably intrusted with the most important parts of the work. If there be any intricate work, or anything that requires close mental application, as a class we always select the men of the best school education first. In out-door works, when, for example, there is a steam-engine, or a water-wheel, or millwork to erect, a foreman or some responsible workman must be chosen, and the choice, in nine cases out of ten, falls on the man of the best school education. It is then found to be very useful to have a man capable of making a drawing, taking dimensions, or sending a letter. The best educated are always the best paid.⁴

Towards the end of his life, his views were supplemented by a growing concern that British engineering was being eclipsed by other countries. In his last paper he pointed out that Britain was on many occasions far behind France, Switzerland, Germany and the United States, 'who have equal opportunities and are better educated than ourselves'. The response must be 'exertion in every scientific pursuit'.⁵

This commitment to education was expressed in Fairbairn's active involvement in the establishment of the Manchester Mechanics' Institution, the Ancoats Lyceum, the Royal Victoria Gallery, the Manchester School of Design and the Chair of Engineering at Owens College. The Mechanics' Institution had its genesis at a chance meeting of Fairbairn, Richard Roberts and Thomas Hopkins in 1824. Wishing to teach young men 'the application of science to mechanical and manufacturing art', they each agreed to subscribe ten pounds, and to persuade others to do so.⁶ The idea attracted influential support.⁷ The Institution is widely considered to have been

³ W Fairbairn, 'On Labour: Its Influence and Achievements', in Fairbairn, *UIFE3*, pp.51-2. He was speaking in 1865.

⁴ *The Practical Mechanic and Engineer's Magazine*, 1, 1842, 121.

⁵ W Fairbairn, 'Presidential Address', *Transactions of the Scientific and Mechanical Society, Manchester*, (Opening Meeting 1873); *Life*, p.420.

⁶ T Swindells, *Manchester Streets and Manchester Men*, (1907), quoted in M Tylecote, *The Mechanics' Institutes of Lancashire and Yorkshire before 1851*, (1957), p.129. Roberts 'has been called the most versatile mechanic of the Industrial Revolution' (J Mokyr, *The Gifts of Athena*, (2002), p.65n55.

⁷ R H Kargon, *Science in Victorian Manchester: Enterprise and Expertise*, (1977), p.20. See Chapter 4.4 above.

disappointing, although this is not a universal view.⁸ By 1830 it was at low ebb, with Rowland Detrosier leading a break-away faction. The issue was that management was imposed rather than elected.⁹ Changes were made and by the mid-1830s the Institution had largely recovered.¹⁰ Even so there were continuing concerns about its failure to attract the young labouring mechanics for whom it was intended. This prompted a call for the establishment of Lyceums, mechanics'-institute-like organisations whose distinctiveness lay in their lower membership fees, more democratic ethos, and provision of newsrooms'.¹¹ They were to be located where working people actually lived.

In 1838 William Fairbairn and Benjamin Heywood provided the impetus for Manchester's first Lyceum, at Ancoats.¹² A building was obtained at the corner of Great Ancoats Street and Union Street next to the McConnel & Kennedy and Murray mills, and near to Fairbairn's works.¹³ At the first General Meeting, Fairbairn was elected President and Heywood, recently created a Baronet, Treasurer.¹⁴ Those present and elected as Vice-presidents included Richard Cobden, James Heywood MP, William Langton (cashier at Heywoods' Bank and a promoter of the Manchester Statistical Society) and William M'Connel (son of James M'Connel).¹⁵ Others present

⁸ M Jacob, *The First Knowledge Economy: Human Capital and the European Economy, 1750-1850*, (2014), 'the Manchester [Mechanics' Institute] proved to be a resounding success for several decades'. And by 1854 the Institution was in a position to build a fine new building (C Hartwell, *Manchester*, (2001), pp.196-7).

⁹ R G Kirby, 'An early experiment in workers' self-education: the Manchester New Mechanics' Institution, 1829-35' in D S L Cardwell (ed.), *Artisan to Graduate: Essays to Commemorate the Founding in 1824 of the Manchester Mechanics' Institution, now in 1974 the University of Manchester Institute of Science and Technology*, (1974), pp.87-98.

¹⁰ Kargon, *Science in Victorian Manchester*, p.24.

¹¹ G W Wood to H Brougham, 22 August 1826, quoted in M Tylecote, *The Mechanics' Institutes of Lancashire and Yorkshire Before 1851*, (1957), p.139; W Fairbairn, *Address of William Fairbairn, Esq. President, to the Members of the Lyceum, Great Ancoats Street; with the Report of the Provisional Directors, and Proceedings at the General Meeting, held on the 24th of January, 1839*, (1839), p.10, quoting Manchester Statistical Society, *On the State of Education in Manchester in 1834*, (1835); *Manchester Guardian* 18 December 1839; S Nicholls, *In Memoriam. A Selection from the Letters of the Late John Ashton Nicholls, FRAS, &c.*, (1862), p.4; M Hewitt, *The Emergence of Stability in the Industrial City: Manchester, 1832-67*, (1996), p.135.

¹² B Heywood and W Fairbairn, *Lyceum, Great Ancoats Street: Proposals for the Erection of a Building for the Purposes of the Institution*. (1838). It was soon followed by Chorlton-on-Medlock and Salford. (W E A Axon, *The Annals of Manchester: A Chronological Record from the earliest times to the end of 1885*, (1886), pp.204, 206).

¹³ [B Love], *Manchester As It Is*, (1839), p.108; Alan Godfrey *Maps Manchester (Piccadilly) 1849*, (2009 reprint - Manchester Sheet 29).

¹⁴ Fairbairn, *Address*, p.21;

¹⁵ (Cobden): J Morley, *The Life of Richard Cobden*, (One-volume Edition 1903), pp.175-6.

(James Heywood): <http://www.spartacus.schoolnet.co.uk/IRheywood.htm> (accessed 02.06.11).

included Eaton Hodgkinson, John Dalton and J E Taylor (editor of the Manchester Guardian). Yet again it was with the movers of society that Fairbairn was associating. In recognition of the more democratic approach, those elected Directors were largely men with Ancoats addresses. The only Director who became well known was the Chartist newsagent, Abel Heywood.¹⁶ The Ancoats Lyceum initially attracted the young men and women whose education was Fairbairn's concern.¹⁷ In 1844 J A Nicholls, from another Cross Street family, was appointed secretary of the Lyceum. He established day schools for 'short-timers' in the factories.¹⁸ But within a decade the annual meetings exuded gloom as membership decreased year on year.¹⁹ At the 1852 meeting, chaired by Fairbairn who was still President, the attendance was small.²⁰ It was the last annual meeting. Fairbairn had remained loyal and supportive throughout the Lyceum's fourteen-year life, from initial success to failure and extinction. He found it hard to understand, perhaps because of his own innate attributes, why in an age of such progress and opportunity, so many manual-working people displayed 'apathy and indifference' towards learning.²¹ The Lyceum had failed to compete with the conviviality of the pub.²²

In 1839, by which time at least half the lectures at the Mechanics' Institution were on non-scientific subjects, H H Birley chaired a meeting to discuss the formation of an institute of practical science, modelled on the Royal Adelaide Gallery in London. Its aims were to illustrate the progress in industry and practical science, present experimental demonstrations, stimulate research and invention and arouse the

(Langton): <http://webcache.googleusercontent.com/search?q=cache:RNegyIP2m3wJ:www.manst> (accessed 02.06.11).

¹⁶ Fairbairn, *Address*, p.21. Abel Heywood was jailed for selling unstamped newspapers, but went on to be Mayor of Manchester on two occasions, in 1876-7 guiding Manchester Town Hall to completion. (M Beetham, 'Heywood, Abel (1810-1893)' *Oxford DNB on-line*, (2004); J Johnson, *Clever Boys of our time who became Famous Men*, (nd, c1863), pp.180-97).

¹⁷ The occupations of the 715 initial members were: Principals, engaged as merchants, manufacturers and machinists 10; Professional men 4; Schoolmasters 6; Shopkeepers, Master Tradesmen, and their Assistants 87; Warehousemen and Book-keepers 132; Mechanics, Millwrights, Engineers, Moulders & Smiths 137; Engravers and Pattern Designers 7; Spinners, Weavers, and other Mill Hands 102; Other trades connected with the manufactures of the town, as Dyers, Calico Printers, Fustian Cutters, &c. 22; Building trades 37; Sundry Handicraft trades 85; No profession 7; School Boys 22; Females 57. (Fairbairn, *Address*, p.18).

¹⁸ A Gordon, rev. A C Howe, 'Nicholls, John Ashton (1823-1859)', *Oxford DNB on-line*, (2004); *MG*, 20 January 1847; A B Reach (ed. by C. Aspin), *Manchester and the Textile Districts in 1849*, (1972), pp.35-6.

¹⁹ *MG*, 31 January 1849 and 6 February 1850; *Manchester Times*, 13 March 1852.

²⁰ *Manchester Times*, 13 March 1852.

²¹ Nicholls, *In Memoriam*, p.15.

²² A Kidd, *Manchester*, (1993), p.58.

interest of young people – as Donald Cardwell puts it, ‘Manchester was to have a science museum’. Fairbairn spoke strongly in support. The institution was named the ‘Royal Victoria Gallery for the Encouragement of Practical Science’. Birley was chairman and directors included engineers Fairbairn, Hodgkinson, Whitworth and John Hawkshaw. The patron was no less than Queen Victoria. William Sturgeon was appointed superintendent, ‘a major addition to science in Manchester’. The vigour of the gallery and Sturgeon’s energies were not matched by local support and, after only two years, it too failed and ceased to exist.²³

Fairbairn was one of the founders of the Manchester School of Design. In 1837-38 the painter Robert Haydon toured Britain advocating art education for artisans.²⁴ On 25 January 1838 he addressed a meeting at the Manchester Mechanics’ Institution, chaired by James Frazer (or Fraser) and with James Heywood present.²⁵ On 2 February he visited Fairbairn’s works and in the evening dined with Fairbairn and Frazer when they ‘planned the School’.²⁶ On 19 February Haydon was back for another meeting, when eleven resolutions which he, Frazer and Fairbairn had framed, were passed. The second resolution, proposed by Fairbairn and seconded by Leo Schuster – a friend from journeyman days – read, ‘That a society to be called “The School of Design” be established in Manchester’. Its Provisional Council included engineers Fairbairn and Nasmyth.²⁷ The School opened in October 1838, the second such School in the country, preceded only by the Royal School of Art in London, founded in 1837.²⁸

Owens College had its genesis in a lecture to the Manchester Statistical Society by H L Jones in 1836,²⁹ following which a large committee, including Fairbairn, was

²³ Kargon, *Science in Victorian Manchester*, pp.38-41; D Cardwell, *James Joule: A Biography*, (1989), pp.27-8.

²⁴ S Macdonald, *The History and Philosophy of Art Education*, (2004), pp.84, 114.

²⁵ W B Pope (ed.), *The Diary of Benjamin Robert Haydon*, (1963), p.454. Pope confuses James Heywood and Benjamin Heywood (p.454 n1). Haydon says of Heywood that ‘He was in the House at D’Israeli’s maiden speech’ (p.455), at which time James was a Member but Benjamin had ceased to be. Darcy follows Pope (C P Darcy, *The Encouragement of the Fine Arts in Lancashire 1760-1860*, (1976), p.113).

²⁶ Pope, *Haydon*, p.457.

²⁷ *MG*, 21 February 1838 and 24 February 1838.

²⁸ *MG*, 3 October 1838; S Macdonald, ‘The Royal Manchester Institution’ in J H G Archer (ed.), *Art and Architecture in Victorian Manchester*, (1985), p.40.

²⁹ J Thompson, *The Owens College: Its Foundation and Growth; and its connection with the Victoria University, Manchester*, (1886), pp.19-20; Kargon, *Science in Victorian Manchester*, p.154.

appointed to further the project.³⁰ A bequest from John Owens in 1846 enabled goals to be realised.³¹ In 1866 a meeting of engineers decided it was time to establish a chair of engineering. Subscriptions were sought and a committee appointed – Whitworth, Fairbairn, Beyer and Robinson.³² In March 1868 they appointed the twenty-five year old Osborne Reynolds as Manchester's first Professor of Engineering.³³ From the mid-1860s there had been moves to extend Owens College. Fairbairn was on the committee charged to raise the money.³⁴ Land was acquired on Oxford Road. The Duke of Devonshire was President and Waterhouse was appointed architect.. Fairbairn became a Governor. He was at the laying of the foundation stone in 1870 and the opening of the new buildings in 1873.³⁵

Ancoats Lyceum was a failure. The Mechanics' Institution developed into UMIST – the University of Manchester Institute of Science and Technology. Owens College became the Victoria University of Manchester, which joined with UMIST in 2004 to become the University of Manchester. Osborne Reynolds' engineering department has become the School of Mechanical, Aerospace and Civil Engineering, ranked fourth in the UK for engineering and technology. The School of Design has been successful and is now a Faculty in Manchester Metropolitan University.³⁶ It is notable that Fairbairn, with so little formal education, should have had a part in the foundation of each of these academic institutions.

8.3. Fairbairns' Fitters and Erectors

As British engineers exported to the world, their products were accompanied by fitters, erectors, engineers and instructors, to assemble and commission the products and advise on operation and maintenance. In 1839 Love wrote of men '*located* in various parts of Europe, who are employed under the direction of Mr

³⁰ Thompson, *Owens College*, pp.25-7.

³¹ Kargon, *Science in Victorian Manchester*, pp.157-8.

³² They led from the front. Beyer donated £3,000, Whitworth and Robinson £1,000 each and Fairbairn £500 (*MG*, 26 October 1867).

³³ Thompson, *Owens College*, pp.295-6; Kargon, *Science in Victorian Manchester*, p.184; H Lamb, rev. R H Kargon, 'Reynolds, Osborne (1842-1912)', *Oxford DNB on-line*, (2004).

³⁴ Thompson, *Owens College*, pp.315-6

³⁵ Thompson, *Owens College*, pp.391-2; *Life*, p.428.

³⁶ It incorporates what is now Manchester's only School of Architecture.

Fairbairn, in superintending the erection of work manufactured in these premises'.³⁷ This employee group of site-based fitters and erectors has received little attention generally, and none so far as Fairbairn is concerned.

The practice of sending men with their steam-engines was developed by Boulton & Watt. For their customers, having access to a skilled mechanic was a crucial factor in purchasing a steam-engine. They sent some of their best men to major customers, but this led to difficulties. The erection of a distant engine could take a mechanic away for three years. Several failed to return, and by the start of the nineteenth-century Boulton and Watt were recruiting mechanics for foreign customers upon receipt of a firm order, with the expectation that they would remain abroad.³⁸

Initially Fairbairn's fitters and erectors, engineers and instructors, were to be found in various British and Continental locations.³⁹ Later the locations extended to Turkey, North Africa, Russia, Australia, India and the Americas. Because of the destruction of the Fairbairn business records, the number of such men is impossible to quantify, but it must have been many hundreds over the life of the company. Of these only around twenty have been identified. In addition pupils sometimes helped with work on site.⁴⁰ A 36ft diameter Fairbairn waterwheel, 16ft wide, required 185 man-weeks to construct in the workshop and 65 man-weeks to erect on site, suggesting that, at least so far as waterwheels were concerned, approaching a third of the labour force might have been on site.⁴¹ However it is likely that this would have involved some local labour working with Fairbairn fitters. A similar ratio might apply to millwork and possibly to larger steam engines, but the ratio was very much lower for ships and locomotives. Any overall ratio can be little more than a guess, but a figure between five and ten per cent of the total labour-force might be of the right order. Some of them were peripatetic, moving from job to job. Some put down roots overseas.

³⁷ [Love], *Manchester As It Is*, p.213 [Love's italics].

³⁸ J Tann, 'Marketing Methods in the International Steam Engine Market: The Case of Boulton and Watt', *Journal of Economic History*, 38.2, 1978, 374-6.

³⁹ [Love], *Manchester As It Is*, pp.212-3.

⁴⁰ E J Molesworth (ed.), *Life of Sir Guilford L Molesworth, KCIE, 'The Nestor of the Engineering Profession'*, (1922), p.22; *MPICE*, 120, 1895, 352.

⁴¹ [D Scott], *The Engineer and Machinist's Assistant*, (1850), p.244.

In this way Britain – and Fairbairns - lost some very able engineers. One such was the brilliant locomotive engineer John Haswell (1812-1897). A Scot, he studied at the Andersonian in Glasgow and then with Claud Girdwood, possibly as a premium apprentice, moving to Fairbairns in 1835.⁴² In 1838 the Wien-Raaber-Eisenbahn commissioned Fairbairn in connection with the construction of a locomotive works in Vienna. Fairbairn sent Haswell to set it up. The railway company's Engineer, recognised Haswell's abilities and appointed him to manage the works.⁴³ Haswell remained there over forty years, during which he founded Austrian locomotive building, built the first iron-foundry in Vienna and introduced industrialisation into Austria. The works became known throughout Europe, and its locomotives were exhibited at the international exhibitions.⁴⁴ Haswell's expertise was lost to Fairbairns and to Britain.

Another engineer who did not return was John Fyfe (1803-1889), originally from Glasgow where he had been apprenticed at Baird & Co. In 1840 Australia's first steamship company, the Hunter River Steam Navigation Co. of Newcastle, NSW, ordered an iron steamship, from Fairbairn.⁴⁵ She was the *Rose*, 153ft 6in long, a paddler with a pair of side lever engines to supplement her sails.⁴⁶ Fyfe, a journeyman at Fairbairn's Millwall shipyard, worked on her engines and when she steamed down the Thames in November 1840 he was on board as engineer. It seems he was accompanied by his wife, so maybe they had planned to emigrate.⁴⁷ Nearly six months later the *Rose* reached Australia - the first iron steamship to do so.⁴⁸ Fyfe continued as her engineer, as she traded between Sydney and the Hunter River.⁴⁹ In 1845 he was appointed superintendent engineer on shore, followed by other jobs, and, on the formation of the Engineering Association of New South Wales

⁴² www.biographica.ca/oebl_2/206.pdf (accessed 6 October 2010). Haut says Haswell's position with Fairbairns was in 'the ship-building yard'. As the Millwall yard started up in 1835 it is possible he went there, but given his subsequent work this seems unlikely. *L'Hirondelle*, a packet boat for the Humber was still being built at Ancoats in 1835, and also engines for some of the steamers for the European lakes, so this may have led to Haut's statement. (F J G Haut, 'The Centenary of the Semmering Railway and its Locomotives', *TNS*, 27, 1949-50, 19-29; *CE&AJ*, 1841, 147).

⁴³ Austrian Imperial Railways – Exhibition Catalogue,(2009), pp.4-5.

⁴⁴ Including the *Duplex* and the *Steierdorf* at London in 1862 (*JLN*, 1 Nov 1862, 479-80; *The Engineer*, 13, Jan.- June 1862, 265; *MPIME*, 1863, 97-9 and Plates 27-31).

⁴⁵ *The Sydney Herald*, 14 August 1840.

⁴⁶ *CE&AJ*, 1841, 148.

⁴⁷ *Minutes of the Engineering Association of New South Wales*, 1889, 213-6. This refers to his having early married a Rutherglen girl, and they were together for nearly seventy years.

⁴⁸ *MM*, 38, 1840, 400; D Gregory, *Australian Steamships Past and Present*, (1928), pp.35-7.

⁴⁹ *The Australian*, 27 May 1841; *The Maitland & Hunter River General Advertiser*, 22 June 1844.

in 1870, was its first President.⁵⁰ Practical engineering skills, like Fyfe's, were exported from Britain as an adjunct to engineering artefacts, and in this the Scottish diaspora was prominent.

Some of Fairbairn's fitters and erectors were peripatetic. In 1848 the first limited liability company in Sweden commissioned Fairbairn in connection with a cotton mill and 40ft diameter waterwheel at Strömsbo, Gefle.⁵¹ He visited Gefle in mid-1850 and again in June 1851, and had erectors on site in 1851 and 1852.⁵² At least twenty English fitters and instructors from various firms, some with their families, lived in the '*Engelska Byggningen*' during the building and starting up of the mill. Fairbairn's men at Strömsbro included Joseph Claughton, there for forty-four weeks at 10s. per day,⁵³ Joseph Oddy, paid 10s.6d. per day, Charles Oddy paid 10s. per day; and Alfred Larkum, paid 8s. per day.⁵⁴ Joseph Oddy is of interest because he was active in at least three locations. From March to May 1850 he was at the Brenneriveien Weavery at Oslo, setting up a steam engine.⁵⁵ From there he went to Germany, and then to Strömsbro.⁵⁶ Another peripatetic erector was Lambert. In July 1855 he was one of four European erectors, probably all from Fairbairns, working at the Bombay Spinning and Weaving Company.⁵⁷ He appears to have been in India until 1859 and it is likely that he also worked on the Oriental Spinning and Weaving Mill. After that Fairbairns sent him to Ontario to erect railway swing-bridges over the Desjardines

⁵⁰ *Minutes of the Engineering Association of New South Wales*, 1889, 214-6.

⁵¹ *MG*, 31 July 1850; P Carlberg, 'Personal Contacts between the Manchester Area and Gefle in Sweden a Hundred Years Ago: A Communication', *Transactions of the Lancashire and Cheshire Antiquarian Society*, 70, 1960, 57-8. The wheel was 18ft wide. Carlberg gives its cost as £3,132, whereas Söderberg gives it as £3,422 (T Nilson, "*The Invisible Hand of Knowledge*". *Market Forces and the Diffusion of Technology and Knowledge from Britain to Sweden during the Eighteen-fifties: The Case of the Swedish Textile Industry*, EBHA Conference Paper 2001: Business and Knowledge, A4: Industrial Diffusion, p.17, reprinted in *A Case of Identities. Festschrift to Martin Peterson*, (Göteborg University 2006)); Fairbairn, *UlfE2*, pp.229-31. Gefle is now known as Gävle.

⁵² *Life*, p.365; *MG*, 31 July 1850; S Söderberg, 'Förstaden vid Testaboån', *Gefle Dagblads Hembygdsbibliotek*, XI, 1966, 73.

⁵³ Nilson, *Invisible Hand*, p.19; Carlberg, 'Personal Contacts', pp.57-60. Claughton appears to have still been there in the late 1860s, with his family, possibly as works engineer. (J Haslingden, *The History of Hannah Haslingden and her family*, (nd but c.1900) p.3). It is unclear if he brought his family from England, or married a local girl.

⁵⁴ Carlberg, 'Personal Contacts', p.58.

⁵⁵ K Bruland, *British Technology & European Industrialization: The Norwegian textile industry in the mid nineteenth century*, (1989), pp.114, 156, and Appendix D. Bruland also refers to William Oddy (p.87) but this may be an error. Brenneriveien was a pilot plant for the much larger Hjula Weavery which followed and for which around thirty-six workers and managers were recruited from England - at least five of them by Fairbairn (Bruland, *British Technology*, pp.42, 87, 115).

⁵⁶ Bruland, *British Technology*, p.114, Appendix D.

⁵⁷ *Bombay Telegraph and Courier*, quoted in S D Mehta, *The Cotton Mills of India 1854-1954*, (1954), pp.13-17.

and Welland Canals.⁵⁸ Peripatetic erectors, such as Oddy and Lambert, were permanent Fairbairn employees, moving from job to job. Resourceful and adaptable, manufacturers in Britain relied on such men to overcome the problems of getting structures erected and machines to work, sometimes in primitive and undeveloped locations.

The erection of three Australian bridges illustrates the sort of co-ordination problems that could be faced by overseas erectors. In 1853 Fairbairns received orders for tubular-girder bridges over the Barwon, near Geelong, and over the Yarra, at Melbourne. John Croll was sent to manage their erection. He arrived in April 1855, followed by the ironwork on six ships. In October 1855 seven erectors arrived, but local contractors did not have the piers at Geelong ready for nearly two years. The bridge was erected 1858-9 – the two spans of 210ft were the longest bridge spans in Australia until 1881. The Yarra Bridge followed.⁵⁹ An order for another bridge, over the Mariburnong, near Melbourne, was placed with Fairbairns by I K Brunel, in his capacity as London Agent.⁶⁰ He sent drawings to Melbourne showing the tubular-girders divided into parts for shipping, with identification markings. Unfortunately Fairbairns used different markings, plans of which were sent with the ironwork, but the plans were left on the ship when she returned to England!⁶¹

Locomotive engineers faced different challenges. Another order received by Fairbairns through Brunel was for three 2-4-0WTs for the Adelaide & Port Railway. Broken down into components for shipping, they were accompanied by John Clarke (1825-1879).⁶² In January 1856 the locomotives were unloaded and assembled under Clarke's supervision. He then trained their drivers and stokers. Clarke did not return home but continued with the company, setting up a substantial workshop, and

⁵⁸ *Hamilton Spectator* 22 March 1860; *The Engineer*, 9, Jan-June 1860, 255.

⁵⁹ P Alsop, 'Bridging the Rivers, Part 5' in *The Investigator*, 4.2, 1969. 84-101; G Vines, *Metal Road Bridges in Victoria, Part 1 – History of Metal Road Bridges in Victoria*, (rev. ed. 2010), pp.19-20.

⁶⁰ W Humber, *A Complete Treatise on Cast and Wrought Iron Bridge Construction including Iron Foundations*, (3rd ed. 1870), pp.197-9 and Plate 35; <http://209.85.229.132/search?q=cache:L7izsE7qFJOJ:vhd.heritage.vic.gov.au/places/h> (accessed 11 December 2009). The Mariburnong River was previously known as the Salt Water River.

⁶¹ B Harper, 'The true history of the design of the Melbourne, Mount Alexander and Murray River Railway', *Australian Journal of Multi-disciplinary Engineering*, 3.1, 2004, 88-9.

⁶² *South Australian Register*, 18 January 1856. John Clarke was the younger brother of Richard Clarke, manager of Fairbairns' locomotive department.

becoming locomotive superintendent of South Australian Railways.⁶³ In 1856 his brother-in-law, John Tipping, accompanied two Fairbairn locomotives for the Australian Agricultural Company at Newcastle, where he was engaged by the Company on the recommendation of Fairbairns.⁶⁴ The order for the Adelaide & Port locomotives included extensive spares and tools, indicative of the lack of facilities for maintenance and repair in Australia at that time.⁶⁵

Fitters in far-away places needed a generous endowment of initiative as they put products together and made them work. These men were Fairbairns to the local people in many countries who worked with them and learnt from them. At a time when travel was difficult and communications slow, fitters and erectors, independent and resourceful, were in the front line of the worldwide diffusion of British technology.

8.4. Ancoats Alumni

Fairbairn's Ancoats works was the successor to Maudslay's in London, in training and providing experience for young engineers. There were four groups of young men who trained at Fairbairn's; craft or trade apprentices, often the sons of millwrights; premium apprentices or pupils; journeymen seeking wider experience; and Fairbairn's assistants. There is no doubt that he attracted some remarkable men to train or gain experience with him.

For those who could not afford pupillage, a seven-year craft or trade apprenticeship in an engineering workshop was the normal means of entry into the industry, as Fairbairn himself had entered it.⁶⁶ Few records remain about Fairbairn's craft apprentices and only one is known who founded a substantial business. This provides support for the view that, for craft apprentices, social mobility rarely extended beyond middle management or the proprietorship of a small firm. One

⁶³ R Stewein with M Thomson, *A History of the South Australian Railways. Volume 1: The Early Years*, (2007), pp.150, 220-1; *The South Australian Advertiser*, Adelaide 14 April 1860.

⁶⁴ Australian Agricultural Company, 'Minutes of Court of Directors', June 1855; Australian Agricultural Company, 'Despatch to Directors', 11 May 1857. I am indebted to John Broadley for these references.

⁶⁵ Stewein with Thomson, *South Australian Railways*, pp.211-2.

⁶⁶ A Guagnini, 'Worlds apart: academic instruction and professional qualifications in the training of mechanical engineers in England, 1850-1914' in R Fox and A Guagnini (eds.), *Education, technology and industrial performance in Europe, 1850-1939*, (1993), p.25; Fairbairn, *M&MWI*, p.vi.

reason for the limited social mobility of craft apprentices may have been that a material proportion comprised the eldest sons of millwrights, which was 'considered a sufficient guarantee for skill and industry' but often was not.⁶⁷ The one Fairbairn craft apprentice who founded a significant company was Manchester-born George Saxon (1821-1879), apprentice c.1836-44, outside foreman 1845-51, after which he moved to Benjamin Goodfellow at Hyde. He commenced business on his own account as a millwright in 1854 and started building steam engines in the 1860s, patenting several improvements.⁶⁸ His work was well respected and his firm continued into the twentieth century.

After a craft or trade apprenticeship many young men travelled as journeymen to gain experience, or because there was no employment available for them where they had trained.⁶⁹ The ablest sought positions with leading firms, often only staying a year or so, before moving on to another firm. These were not aimless restless wanderings but a broadening of experience by moving between workshops.⁷⁰ Fairbairns was high on the list of ambitious young journeymen. Scots were particularly drawn to their fellow-countryman. Peter Fairbairn (1799-1861), William's brother, was an early one.⁷¹ Peter Carmichael (1809-1875) from Dundee was another. He moved on, to work for Peter Fairbairn at Leeds, before returning to Dundee, and working his way up to senior partner of Baxters, by then the largest flax firm in the world.⁷² John Anderson (later Sir John) (1814-1886), a Scot from Aberdeen, was at the Ancoats works at the end of the 1830s. He then gained experience elsewhere, before joining the Department of the Inspector of Artillery.⁷³ Fairbairn worked with him on the Royal Small Arms Factory, Enfield, and the

⁶⁷ Fairbairn, *M&MWI*, p.vi.

⁶⁸ D A Collier, *A Comparative History of the Development of the Leading Stationary Steam Engine Manufacturers of Lancashire c.1830-1939*, (PhD Thesis, Manchester University, 1985), Vol.1, pp.221-4; D A Collier, 'The impact of other engine-makers on Oldham and district', in D Gurr and J Hunt, *The Cotton Mills of Oldham*, (3rd ed. 1998), pp.40-1; A S Roberts, 'Arthur Roberts' Engine List' (1921), at http://oneguyfrombarlick.co.uk/forum_topic.asp (accessed 2 October 2010) – gives details of several Saxon engines.

⁶⁹ 'Select Committee on Scientific Instruction' [Samuelson Committee], *Parliamentary Papers*, 1867-8, [c.432] XV.I, p.123.

⁷⁰ G Cookson, 'Early Textile Engineers in Leeds 1780-1850', *Thoresby Society*, 2nd Series 4, 1994, 50.

⁷¹ G Cookson, 'Fairbairn, Sir Peter (1799-1861)', *Oxford DNB on-line*, (2004) (accessed 9 January 2014); *Fortunes Made in Business*, pp.252-6.

⁷² E Gaudie, (ed.), *The Dundee Textile Industry 1790-1885, from the papers of Peter Carmichael of Arthursstone*, (1969), pp.xiii, 48.

⁷³ *MPICE*, 86, 1886, 347.

Balaclava flour-mill.⁷⁴ Archibald Sturrock (1816-1909) from Dundee, became Locomotive Superintendent of the Great Northern Railway;⁷⁵ and Robert Morrison from Inverness, founded Robert Morrison & Co at Ouseburn in 1853 and was soon employing over 500 men manufacturing engines and steam hammers.⁷⁶ Less typical were Greenwood and William Craven, whose family came to Manchester from Yorkshire. Greenwood worked for Sharps for twelve years, and William spent some time with Bodmer, before both brothers moved to Fairbairns in 1852. The following year they established Craven Brothers, described by S B Saul as ‘probably the finest firm in the world supplying heavy machine tools’.⁷⁷ Table 8.1 lists the places of their apprenticeships and apex of the careers of some of the successful journeymen who gained experience at Fairbairns.

Table 8.1. Some Journeymen who worked for Fairbairns and went on to Successful Careers

Name	Apprenticeship with	With WF	Apex of Career
Sir Peter Fairbairn	John Casson, Newcastle.	1821, 1823-4	Principal, Wellington Foundry, Leeds.
Peter Carmichael	William Low, Monifieth, Dundee.	1832-3	Senior Partner, Baxters of Dundee.
John Haswell	Claud Girdwood & Co, Glasgow.	1835-40	Engineer, Wien-Raaber-Eisenhahn Locomotive Works, Vienna.
Archibald Sturrock	James & Robert Stirling, Dundee.	1838-40	Locomotive Engineer, Great Northern Railway.
William Hopper	Trotter, Broomhouse Paper Mills, Berwick.	1838-9	Principal, Shipock Iron Works, Moscow.
Sir John Anderson	Gordon, Barron & Co, Aberdeen.	1839	Engineer, Woolwich Arsenal etc.
Edward Taylor Bellhouse	Wren & Bennett, Manchester.	1840 (Millwall)	Principal, E T Bellhouse & Co, Engineers, Manchester.
William Marshall	a millwright, possibly in Gainsborough	c.1840-2 (Agent)	Principal, William Marshall & Co, Engineers, Gainsborough.
Robert Morrison	Reid, Inverness-shire, and then in Glasgow	1841	Principal, Robert Morrison & Co, Ouseburn, Newcastle upon Tyne.
Greenwood Craven	? Sharp, Roberts & Co Manchester.	1852-3	Principal, Craven Brothers, Engineers, Manchester.
William Craven	? Johann G Bodmer, Manchester.	1852-3	Principal, Craven Brothers, Engineers, Manchester.

⁷⁴ G Roberts, ‘Sir John Anderson, 1814-86: The Unknown Engineer who made the British Empire possible’, *TNS*, 78, 2008, 278; *Life*, p.327.

⁷⁵ T Vernon, *Archibald Sturrock: Pioneer Locomotive Engineer*, (2007).

⁷⁶ *MPICE*, 31, 1871, 220-2.

⁷⁷ R E Green, ‘Craven Brothers (Manchester), Ltd. Vauxhall Works, Reddish, Stockport’, *Machinery*, 3 February 1965, 237-48; S B Saul, ‘The Market and the Development of the Mechanical Engineering Industries in Britain, 1860-1914’, *Economic History Review*, 2nd Series 20, 1967.

Even more remarkable than the journeymen were Fairbairn's premium apprentices or pupils – the terms are used interchangeably.⁷⁸ In the nineteenth century premium apprenticeships, pupillages or articles were the usual way of training those who were to manage engineering firms, become senior railway engineers, or partners in practices of consulting engineers. Competition for premium apprenticeships in the leading firms was stiff.⁷⁹ Ambitious fathers sought to place their sons with men of standing. Often there was a personal connection. Albert Escher, Hutton Vignoles, George Low, and probably Suliman Effendi were sons of Fairbairn's clients. Fairbairn worked with Molesworth's father in the formation of The Manchester Association for the Prevention of Smoke.⁸⁰ Frank Haydon's father was involved with Fairbairn in the founding of the School of Design. The calibre of many of the premium apprentices suggests Fairbairn took care in selecting them: 'it is only a few amongst the many that attain distinction. ... unless the taste for knowledge and the power to apply it be there, it is vain to think of ascending the scale', he said.⁸¹ Replying to his friend T Romney Robinson who had referred a 'Dr Jones and his son' to him, Fairbairn wrote, 'Everything will however depend upon the young man himself, as provided he commences his career with the determination to work hard and spend little, I should have great hopes of his success'.⁸² There is no record of how many pupils Fairbairn had. Twenty-two have been identified - inevitably including those who subsequently had distinguished careers, as set out in Table 8.2. Young men had to be from a financially secure background to enter the profession in this way. Premiums were typically between £100 and £300 a year, on top of which were the costs of accommodation and living expenses.⁸³ Of those whose fathers' occupations are known, they are all from the middle-class, as Table 8.2.

⁷⁸ There is little secondary literature about premium apprentices despite their importance in management training. C More, *Skill and the English Working Class, 1870-1914*, (1980) pp.45, 104-6, and Guagnini, 'Worlds apart', both have useful, but modest, descriptions; and there is a paper specific to the subject, but not related to engineering - Jonathan Reinartz, 'Fit for Management: Apprenticeship and the English Brewing Industry, 1870-1914', *Business History*, 43.3, 2001, 33-53.

⁷⁹ Guagnini, 'Worlds apart', p.24.

⁸⁰ S Mosley, *The Chimney of the World: A History of Smoke Pollution in Victorian and Edwardian Manchester*, (2001), pp.119-20; Kargon, *Science in Victorian Manchester*, pp.111-2.

⁸¹ Fairbairn, *UlfE2*, p.152.

⁸² Cambridge University Library, Stokes Papers, Add 7342, TR24 (Fairbairn's underlining).

⁸³ Guagnini, 'Worlds apart', p.24. Sums paid by only two of Fairbairn's pupils have been found - £100 paid by Thomson's father (C Smith, 'Thomson, James (1822-1892)' *Oxford DNB on-line*, (2004), (accessed 9 April 2012)); and £300 paid by Jenkin's father ('Select Committee on Scientific Instruction', p.138). Reasons for the difference are not known, nor is it clear whether these were annual or one-off sums.

Table 8.2. Known Fairbairn Pupils

Name	Father's occupation	Prior education	Years at Fairbairns (approx.)	Height of career
Albert Escher (1807-1845)	Cotton Spinner, Industrialist, Zurich.		1824-5	Head of Engineering Department, Escher Wyss, Zurich.
Andrew Murray (1813-1872)	Advocate, Sheriff of Aberdeenshire.	Edinburgh Academy; Edinburgh University.	1832-43	Chief Engineer, Portsmouth Dockyard.
George Birkbeck	Professor of Natural Philosophy, Physician.		1837-41	Tonge & Birkbeck, Patent Agents and Engineers, London.
John Patchett			1838-9	
Frank Haydon (1822-1887)	Artist.		1839-40	Public Record Office.
Thomas Chappe de Leonval (1824-1895)		'Private schools at Southport, Tutbury, Worksop and Paris'.	1840-6	Cotton mill proprietor, Waterloo Mills, Bolton.
John England (c1823-1870)	Solicitor..		1840-7	Engineer, Tokyo to Yokohama Railway.
- Rulph		Halifax	1841-6	
Hutton Vignoles (1824-1889)	Civil Engineer..	Menars, France.	1842-3	Consulting Engineer – railways and tramways.
James Thomson (1822-1892)	Professor of Mathematics.	Glasgow University, BA and MA in Mathematics.	1843-5	Professor of Engineering, Glasgow.
Edmund Edwards			1847-9	Consulting Engineer, London..
Guilford Molesworth (1828-1925)	Anglican Vicar of Rochdale.	King's College, Canterbury; Putney College (engineering); Articled to engineer L&BR.	1848-52	Engineer to the Indian Railways.
Suliman Effendi	Turkish Diplomat.		1849	
Fleeming Jenkin (1833-1885)	Captain RN rtd.; Coastguard.	Edinburgh Academy; Genoa University, MA; One year in Genoa workshop.	1851-4	Professor of Engineering, Edinburgh.
William Anderson (1834-1898)	Banker, St. Petersburg.	Commercial High School, St Petersburg; King's College London (App.Sci.).	1853-5	Director General of Ordnance Factories..
James Cotterill (1836-1922)	Anglican Vicar.	Brighton College.	c1854-7	Professor of Applied Mathematics, Royal Naval College, Greenwich.
Laurence Grayson (c1839-1916)		Manchester Academy.	c1854-8	Commissioner of Public Works, Australia.
George Low 1833-1894	Banker, Stockbroker, Railway Chairman.	Tutor at home.	1854-9	Drawing office manager, F R & F Turner, Ipswich.
H P Higginson		Collegiate School, Leicester.	mid 1850s	Engineer and manager, Wellington Gas Co., New Zealand.
Robert Billington (1845-1904)			1859-63	Locomotive Engineer, London, Brighton & South Coast Railway.
Harry Harman (1846-1895)	General Manager, Fairbairn Engineering Co.		1860s	Chief Engineer, Rowson, Drew & Co (structural engineers).
Thomas F Pigot (1837-1910)	Chief Baron of the Exchequer in Ireland.	Private tutor; St Geneviève College, Paris; University of France; University of Bonn; Trinity College, Dublin; Ecole des Ponts et Chaussées, Paris.	1861	Professor of Descriptive Geometry, Mechanical Drawing, Surveying and Engineering, Royal College of Science for Ireland, Dublin.

Fairbairn had more pupils and successful journeymen in the years when he had become well-known beyond the textile industry, with reducing numbers in the years of the firm's decline, as shown in Table 8.3.

Table 8.3. Fairbairn's Premium Apprentices and successful Journeymen by Dates.

Dates	Trading Name	No. of known Premium Apprentices	Known journeymen who went on to very successful careers
1817-1832	Fairbairn & Lillie	1	1
1832-1842	William Fairbairn	9	8
1843-1854	William Fairbairn & Sons (from 1846)	8	2
1854-1864	Fairbairn & Company	4	0
1864-1875	The Fairbairn Engineering Co Ltd	0	0

What did Fairbairn's premium apprentices do? It is clear that besides traditional millwright work in the factory, they assisted with experiments, were involved in site work and in at least some cases had a spell in the drawing office. Fleeming Jenkin told the Samuelson Committee that there was no difference from the artisan apprentice other than 'a certain amount of social consideration'.⁸⁴ This is perhaps unfair given that besides 'filing and chipping vigorously in a moleskin suit ... infernally dirty', and spending six weeks doing nothing but polishing brass valve boxes, Jenkin spent time in the drawing office, was in charge of the pattern shop for a time, and sometimes went out on site, for example to regulate a governor at Saltaire. By the time he left Manchester he had become 'a fair average workman' and reckoned he was capable of building a locomotive.⁸⁵ In a lecture in 1884 Jenkin looked back,

The young professional engineer does not simply learn in the works how to file and chip. He learns the time required for all manner of jobs, the finish required in each class of work, the way the various parts are handled, the forms which are convenient, the routine of the shop, the character of the men – the system of storage, the materials and sizes to be bought in the market, and hundreds of other facts, which can only be made his own after contact with manufacture on a full scale. We cannot imitate this in college.⁸⁶

⁸⁴ 'Select Committee on Scientific Instruction', p.123.

⁸⁵ G Cookson and C A Hempstead, *A Victorian Scientist and Engineer: Fleeming Jenkin and the Birth of Electrical Engineering*, (2000), pp.21-2, 112.

⁸⁶ S Colvin and J A Ewing, (eds.), *Papers Literary, Scientific, &c. by the Late Fleeming Jenkin, FRS, LLD*, (1887), Vol. 2, pp.187-8.

Andrew Murray worked on the steamships *Railway* and *L'Hirondelle*, and assisted with experiments.⁸⁷ John Patchett assisted Hodgkinson with his experiments.⁸⁸ Thomas Chappe assisted in experiments at both Ancoats and Millwall, and was involved in the erection of a corn mill in Cheshire.⁸⁹ William Anderson was engaged in the installation of machinery in Wales and Ireland.⁹⁰ Guilford Molesworth was first engaged in millwright work in the factory and then sent to Portugal to help erect an engine for a cotton mill, followed by work on the pumping engine at Astley. They were, he records, 'happy times'. Later in life he spoke about the education of professional engineers, reflecting his own experience :

The advantages gained by workshop experience are incalculable to the civil engineer ... The habits of precision, the thorough knowledge of the principles and practice of good work, the acquaintance with details and material, ... as well as the knowledge of men, gained by mixing with them, all combine to make such training generally useful Practical experience ... must be gained in the school of life ... by keeping workmen's hours and by performing tasks that have to pass the criticism of the foreman, standing the test of actual work.⁹¹

He was not the only former pupil to speak about education, in the on-going debate on the balance between practical and theoretical. William Anderson emphasised the need for both the academic and the practical.⁹² Jenkin advocated that premium apprentices should first study maths, physics and chemistry at university or technical college.⁹³ Some of Fairbairn's premium apprentices, albeit a minority, had prior education in the sciences, as Table 8.2 indicates.

Little is recorded about the life of premium apprentices outside work. Jenkin found time for social life, becoming friendly with the Gaskells.⁹⁴ Unwin and Cotterill, having met at Ancoats, remained lifelong friends.⁹⁵ George Birkbeck was either resident with the Fairbairns at the Polygon or a regular visitor there, for his father wrote,

We all rejoice in the effects of my son George's residence under your superintendence. His feelings are better regulated in consequence of the influence of occupation, under kind and friendly control, and he has acquired a taste for

⁸⁷ *MPICE*, 36, 1872-3, 272; A Murray, *The Theory and Practice of Ship-building*, (1861), pp.v-vi.

⁸⁸ *Journal of the Franklin Institute*, 28, 1839, 239.

⁸⁹ *MPICE*, 120, 1895, 352-3.

⁹⁰ Bexley Council Local Studies Note No. 66, *Sir William Anderson 1834-1898*, (n.d. but c.2000).

⁹¹ Molesworth, *Molesworth, KCIE*, pp.29, 159-60.

⁹² W Anderson, 'The Interdependence of Abstract Science and Engineering', *MPICE*, 114, 1893, 256.

⁹³ Colvin and Ewing, *Papers*, Vol.2, p.175.

⁹⁴ Cookson and Hempstead, *Fleeming Jenkin*, pp.21-8.

⁹⁵ Walker, *Unwin*, pp.59, 162.

industrious pursuits ... He speaks in the highest terms of yourself and Mrs Fairbairn, and the rest of the family.⁹⁶

Fairbairn's pupils went on to work in varied fields of engineering. Two, Guilford Molesworth and William Anderson, were knighted for their work as engineers. Molesworth became Engineer to the Indian Railways, building many lines and undertaking reconnaissance for the line to Kandahar during the Afghan War, and from Rangoon to Mandalay in war-torn Burma.⁹⁷ Anderson joined Easton & Amos, which became Easton & Anderson, resigning in 1889 to become Director General of the Ordnance Factories. There he introduced an eight-hour day for 17,000 employees, apparently without loss of production. Fluent in Russian, he translated several works into English.⁹⁸

The abilities of at least some of the pupils whom Fairbairn took on are dramatically emphasised by the four who became Professors, James Thomson, Fleeming Jenkin, James Cotterill and Thomas Pigot, as did Fairbairn's assistant, William Unwin.⁹⁹ Of these Thomson, Jenkin and Pigot had previously attended university, Cotterill went on to study mathematics at Cambridge, and Unwin obtained an external London degree whilst he was at Ancoats. The extent to which Fairbairn's constant involvement in engineering experimentation, his commitment to the education of engineers and the visits of leading engineers and scientists to the Ancoats factory, were factors that influenced his pupils is impossible to determine, but that his factory should produce five Professors of Engineering, in the early days of engineering as an academic discipline, would seem to be beyond coincidence.

Specific influence can be identified in the cases of Cotterill and Pigot. In the case of Cotterill there is a direct link from Fairbairn's to an academic career. Whilst Cotterill was at Ancoats, William Hopkins, 'senior wrangler maker', made regular visits from Cambridge in connection with his experiments.¹⁰⁰ Hopkins' influence led to Cotterill

⁹⁶ *Life*, p.191.

⁹⁷ Molesworth, *Molesworth*, pp, 51-3, 58-97, 99-100; J Rainbow, 'Guilford Molesworth in India, *The British Overseas Railways Journal*, 38, 2013/4, 25-8.

⁹⁸ Bexley Council, *Sir William Anderson; MPICE*, 135, 1899, 321-3; *MPICE*, 72, 1883, 24.

⁹⁹ See Chapter 9.3.

¹⁰⁰ *Life*, pp.287-308. See Chapter 6.7.

reading mathematics at Cambridge.¹⁰¹ His area of research was the use of energy functions in the theory of structures and in 1873 he was appointed Professor of Applied Mathematics at the Royal Naval College, Greenwich.¹⁰² In Pigot's case he sought and took advice from Fairbairn which influenced his subsequent career. Educated to degree level in France, on Fairbairn's advice he spent three years at the Ecole des Ponts et Chaussées in Paris, before coming to Ancoats for a year. After that he was involved in the construction of railways and in 1867 was appointed Professor at the Royal College for Science in Ireland, where he remained for twenty-three years.¹⁰³

Thomson and Jenkin were outstanding academics. Thomson - the younger brother of William Thomson, later Lord Kelvin - developed the vortex turbine, became Professor of Engineering at Belfast and went on to succeed Rankine at Glasgow.¹⁰⁴ Jenkin, after Fairbairns, worked on submarine cables, became Professor of Engineering at University College London in 1866 and moved to Edinburgh two years later. He filed thirty-five British patents and published some forty papers, many on telegraphic matters.¹⁰⁵ A polymath, he also produced papers on political economy such that Schumpeter described him as an economist of major importance.¹⁰⁶

As Fairbairn sought high standards in his engineering, he seems to have had the ability to identify and appoint young men of high ability as his pupils, journeymen seeking experience, and assistants. The evidence suggests that the ethos of Fairbairn's works, with its emphasis on high quality engineering and experimentation, was influential in the lives of those who were pupils, or who sought experience there.

¹⁰¹ A D D Craik, *Mr Hopkins' Men: Cambridge Reform and British Mathematics in the 19th Century*, (2007), p.215.

¹⁰² T M Charlton, *History of theory of structures in the nineteenth century*, (1982), pp.118-22, 177; *The Times*, 18 January 1922.

¹⁰³ *MPIME*, May 1910, 782-3; *Transactions of the Institution of Civil Engineers of Ireland*, 37, 1910-11, 191-3.

¹⁰⁴ C Smith, 'Thomson, James (1822-1892)', *Oxford DNB on-line*, (2004), (accessed 9 April 2012); J Larmor and J Thomson (eds.), *Collected Papers in Physics and Engineering by James Thomson*, (1912).

¹⁰⁵ Cookson and Hempstead, *Fleeming Jenkin*; Colvin and Ewing, *Papers Literary, Scientific, &c.*

¹⁰⁶ [H C] F Jenkin, *The Graphic Representation of the Laws of Supply and Demand, and Other Essays on Political Economy*, (1931 ed.); J A Schumpeter, *History of Economic Analysis*, (1954), p.837.

Fairbairn's experiences of his pupils were good and he was keen to have them - differing from Nasmyth who had no enthusiasm for pupils. In this Nasmyth followed his mentor, Maudslay, who had ceased to take pupils because they caused 'much annoyance and irritation'.¹⁰⁷ Most of the famous graduates from the Maudslay 'nursery' went there as journeymen – Roberts, Napier, Clement, Whitworth - and Nasmyth was Maudslay's 'assistant'.¹⁰⁸

Fairbairn was intensely proud of the successes of his pupils and ever ready to help them. He wrote to Robert Stephenson, 'Permit me to introduce to you ... Mr Rulph of Halifax, a highly respectable young man and a pupil of mine'. Rulph had been with Fairbairn five years and the letter of introduction was in glowing terms.¹⁰⁹ Fairbairn put forward his pupil, Molesworth, for a job at Woolwich Arsenal.¹¹⁰ When Jenkin moved to Penn's drawing office, it was with a letter of introduction from Fairbairn.¹¹¹ In his *Treatise on Mills and Millwork* Fairbairn devotes nine pages to Thomson's vortex turbine, proudly referring to the inventor as 'one of my own pupils'.¹¹² A letter to Unwin sums it up,

It is a high gratification to me to witness my young friends and pupils rising to distinction in their scientific and professional pursuits.¹¹³

8.5. Conclusion

In his commitment to education, investigation and the diffusion of useful knowledge, Fairbairn personified Mokyr's 'Industrial Enlightenment'. That educational institutions, in whose foundations he played a significant role, continue today is testimony to his, and his colleagues', foresight.

Engineering machinery and structures could not have been exported without the accompanying knowledge of how to erect, operate and maintain them. This knowledge was provided by way of fitters and erectors through whom technology

¹⁰⁷ S Smiles, (ed.), *James Nasmyth, Engineer, an Autobiography*, (1895 ed.), pp.218, 121.

¹⁰⁸ J Cantrell, and G Cookson (eds.), *Henry Maudslay and the Pioneers of the Machine Age*, (2002).

¹⁰⁹ W Fairbairn to R Stephenson, 29 September 1846, No.110, Stephenson Papers, Institution of Civil Engineers.

¹¹⁰ Molesworth, *Molesworth*, pp.24-8.

¹¹¹ Cookson and Hempstead, *Fleeming Jenkin*, pp.25-8.


¹¹² Fairbairn, *M&MWI*, pp.166-174.

¹¹³ Walker, Unwin, pp.56-7.

was diffused, often in remote places, by those who were the human face of Fairbairns.

The achievements of Fairbairn's pupils were outstanding. These engineers have never previously been collectively identified and their identification provides evidence pointing to Fairbairn's Ancoats works as the successor to Maudslay's 'nursery', in providing training and experience for some of ablest engineers of the next generation.

Chapter 9: 'Retirement' 1854-1874



C A Du Val, *William Fairbairn*, (mid 1860s)¹

9.1. Introduction.

William Fairbairn never 'retired' in the conventional use of the term. Having ceased to be active in the day-to-day management of the company from 1854 he remained at the height of his profession for the next two decades, which he devoted to experimental work, engineering challenges, participation in learned societies, boiler safety, patent law, and writing books and papers. The breadth and disparate nature of these many activities, during the two decades in which Fairbairn was no longer running the firm he founded, raises difficulties in identifying common themes beyond incessant engineering-centred activity. His standing was such that he was called on from all sides for advice and reports. Some of his reports followed boiler explosions – experiences which led to his founding the Manchester Steam User's Association for the Prevention of Steam Boiler Explosions, a model for similar associations. His stamp is to be found on boiler and patent legislation enacted some years after his death. Engineering experiments continued apace providing useful and reliable knowledge. In these and his books from 1855 to 1862 he was assisted by William Unwin. Fairbairn has been seen as a transitional figure from cast-iron to wrought-iron

¹*Engineering*, 5, 1868, 59. The original is at the Institution of Mechanical Engineers to whom it was presented by Sir W A Fairbairn, Bt., in 1956, both parties believing it was by W Holman Hunt (Institution of Mechanical Engineers, Annual Report 1956, p.303) as they still do (e-mails from IMechE to R J Byrom, 21 February 2007 and 10 February 2012).

but this is a limited view, in that wrought-iron was itself transitional, forming the bridge between cast-iron and steel - a bridge which Fairbairn crossed.

9.2. Challenge and Innovation: Bridges and Buildings


Throughout his career Fairbairn had built mills and bridges, and he continued to do so in 'retirement'. He relished engineering challenges as illustrated by the Dinting and Mottram Viaducts, and by alterations to McConnell and Kennedy's Sedgwick Mill. They reveal a lot about his character and reputation. First they show the respect in which his engineering skills were held – it was to him that novel problems were referred, often by peer engineers. Secondly, they demonstrate his ingenuity and boldness, providing solutions that aroused the interest and admiration of other engineers. Thirdly, his fascination with engineering is demonstrated by these challenges, undertaken well after normal retirement age when he already had ample money to live very comfortably.

The challenge accepted by Fairbairn at the Dinting and Mottram Viaducts was to replace unsafe timber arches, dating from 1843-4, with wrought-iron beams.² The spans were up to 150ft, with the railway up to 120ft above the ground and there was a stipulation that the seventy trains a day should not be interrupted. He achieved this with typical simplicity of method. Iron tubular girders were constructed on the existing bridges and lowered between the timber ribs. Fairbairn personally supervised the work, which was the subject of a paper to the Institution of Civil Engineers.³ Some appreciation of his achievement can be gained by a comparison with the reconstruction of his 1849 tubular-girder bridge at Gainsborough with steel plate

² C B Vignoles and Joseph Locke were the original engineers (L G Booth, 'Laminated Timber Arch Railway Bridges in England and Scotland', *TNS*, 44, 1971, 11-2; *CE&AJ*, 11, 1848, 35-6 and Plate 4). They were repaired by A S Jee in 1855 (*CE&AJ*, 18, 1855, 112). For other illustrations of the original bridges see: Dinting: N W Webster, *Joseph Locke: Railway Revolutionary*, (1970), Plate 5; Mottram (or Etherow): *ILN*, 2, 1843, 52. C B Vignoles diary of 10 August 1860 reads, 'Went with Fairbairn senr. to see repairs being made to the Timber Viaduct at Broadbottom [Mottram]. Iron tubular beams – Capital job – much interested in visiting scenes of former labours'. I am grateful to John Vignoles for this reference (e-mail 22 May 2015).

³ J Rapley, *The Britannia and other Tubular Bridges*, (2003), p.123; W Fairbairn, 'On the Reconstruction of the Dinting and Mottram Viaducts', *MPICE*, 22, 1862-3, 237-5.

girders in 1992, when the method adopted was similar to Fairbairn's at Dinting and Mottram, but caused track closure for three months.⁴



Illus. 9.2: Dinting Viaduct: (1) as originally built 1843-4; (2) with the timber ribs replaced by tubular wrought-iron girders by Fairbairn, 1859, and strengthened with the addition of brick piers, 1919.⁵

Another challenge accepted by Fairbairn was to move columns, each supporting 90 tons, in an eight-storey mill with brick-arch floors, whilst the mill remained in production with 300 people continuing to work on the upper floors. This was at McConnel & Kennedy's Sedgwick Mill which half-a-century earlier had been Fairbairn & Lillie's second major commission. McConnel & Kennedy were fearful of what is known today as progressive collapse, bringing the whole mill down. The method was ingenious. A new column with a bracket was inserted, the floor beneath the old column was propped, the old column was cut out, the bracket on the new column was extended to pick up the loads previously carried by the old column, and the props removed. At second floor level the six stories of new columns were carried on new tubular girders. Fairbairn was around seventy-five when he undertook this work, which was the subject of papers to the Institution of Mechanical Engineers and

⁴ A C G Hayward, 'The Construction of Railway Bridges Then and Now', *The International Journal for the History of Engineering and Technology*, 84.1, 2014, 78-9.

⁵ G Dow, *The First Railway between Manchester and Sheffield*, (1945).

the British Association, indicative of the ingenuity of the novel solution, as of the confidence of this elderly engineer.⁶



Illus. 9.3: The Bewley Moss Sugar Refinery Warehouse, Dublin, in 1984.⁷

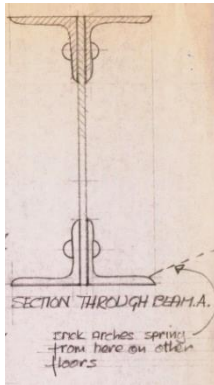
Others turned to Fairbairn with less hair-raising briefs, such as the young Manchester architect Alfred Darbyshire, commissioned to design an eight-storey sugar-refinery warehouse in Dublin. His clients required an experienced engineer to be involved, and in August 1862 Darbyshire ‘entered the sanctum of the great man with diffidence and anxiety’. Examining the plans Fairbairn intimated that this was a building in which to introduce wrought-iron beams throughout, in lieu of the usual cast-iron.⁸ They were built up from angles riveted to plates, as illustrated below. Innovation had not ceased with Fairbairn’s ‘retirement’, and this was probably the first major building in Britain with wrought-iron beams throughout - one of the transitional steps between cast-iron and the modern steel frame.⁹

⁶ W Fairbairn, ‘Description of the Removing and Replacing of the Iron Columns in a Cotton Mill’, *MPIME*, 17, 1866, 181-5 + figs.; *CE&AJ*, 30, 1867, 127-8 and Plate 2; *BAAS1866*, pp.141-3. See also I Miller, C Wild and S Little, ‘The Development of Ancoats: Archaeological Case Studies’ in I Miller and C Wild, *A & G Murray and the Cotton Mills of Ancoats*, (2007), pp.53-4, where a less successful modification to the Sedgwick West Wing is also discussed. There was correspondence between McConnell and Fairbairn about this (McConnell & Kennedy Archive, John Rylands Library, MCK2/2/23 3 Sept. 1868, 17 Nov 1868, 30 Jan 1869, 22 Feb 1869, 29 Feb 1869). However it is very unlikely that this was Fairbairn’s work as his sketch of 3 Sept 1868 was not followed, the work was not put in hand until well into 1869, at the earliest, by which time Fairbairn would have been over eighty, and the detailing lacks his normal robustness. S Little, to whom I am grateful for source references, writes elsewhere that these alterations were ‘probably by Fairbairn but there is no certainty on the issue’ (S Little, ‘The Mills of McConnell and Kennedy, Fine Cotton Spinners’, *Transactions of the Lancashire and Cheshire Antiquarian Society*, 104, 2008, 50).

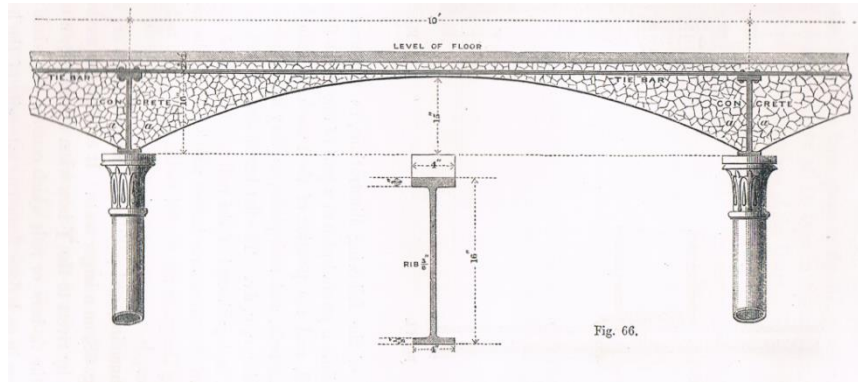
⁷ Industrial Development Authority Ireland, *Dublin inner city – renewal through enterprise*, (nd but c1984), front cover.

⁸ T A Lockett, *Three Lives*, (1968), pp.24-45; A Darbyshire, *An Architect’s Experiences*, (1897), pp.65-8.

⁹ Nathaniel Beardmore’s concrete floor of 1848 had used built-up wrought-iron joists and claimed some ancestry in Fairbairn’s experimental work (T Potter, *Concrete: Its Uses in Building from*



Illus. 9.4: Wrought-iron beams, Dublin¹⁰



Illus. 9.5: Fairbairn floor comprising 1/4" thick wrought-iron permanent shuttering, or formwork, with concrete above, to receive floor finish.¹¹

Giedion drew attention to this building in the 1940s but wrongly dated it as 1845, incorrectly believing it to have concrete floors with permanent wrought-iron shuttering, of which he reproduced Fairbairn's illustration of 1857 – see above.¹² In fact the illustration related to 'a cotton or flax mill',¹³ and was a sophisticated development of a similar floor using corrugated iron shuttering, patented by George Nasmyth in 1848.¹⁴ Here was Fairbairn once again 'taking a hint', developing it and promoting it. Unlike his built-up beams at Dublin, Fairbairn appears to have envisaged rolled beams for his permanently-shuttered floor. At 16in deep these joists would have been around twice the depth of any known rolled joist at that date. Following the collapse of Radcliffe's mill in Oldham in 1844, on which Fairbairn and David Bellhouse reported, Thomas Cubitt called for the introduction of rolled-iron

Foundations to Finish, (3rd ed. 1908p.176). There had been buildings with wrought-iron beams, of wider spans, in America since the mid-1850s - beams of box section 'constructed on ... the principles developed in the thorough experiments of Messrs Stephenson, Hodgkinson and Fairbairn' (Cooper and Hewitt to unknown recipient, 1 September 1854, reproduced in C E Peterson, 'Inventing the I-beam: Richard Turner, Cooper & Hewitt and Others', *Bulletin of the Association of Preservation Technology*, 12.4, 1980, 20-1).

¹⁰ Barry & Associates, Drawing 30 May 1983. I am indebted to Barry & Associates, Architects, Dublin, for copies of their drawings of the Dublin Warehouse.

¹¹ Fairbairn, *Application*, p.156.


¹² S Giedion, *Space, Time and Architecture: the growth of a new tradition*, (3rd ed. 1953), p.192. The incorrect date is also found in P Guedes, *The Macmillan Encyclopaedia of Architecture and Technological Change*, (1979), p.102. There was a possible precursor in a system using cast iron plates, patented by Samuel Wyatt in 1800 and, as far as is known, used for the first and only time by his brother, James Wyatt, at George III's new palace at Kew in 1801. (B Cherry and N Pevsner, *Buildings of England. London: South*, 1983 ed.), p.507).

¹³ Fairbairn, *Application*, p.155; Fairbairn, *Application*, 3rd ed. p.162. Richard Sheppard incorrectly states that this was 'common building practice' (R Sheppard, *Cast Iron in Building*, (1945), pp.57-61).

¹⁴ Potter, *Concrete*, p.177, Fig.40; Patent No. 12,260, 4 September 1848. George Nasmyth was the elder brother of James Nasmyth.

beams to replace cast-iron.¹⁵ These were used in ‘filler-joist’ floors in Lancashire mills from the 1850s.¹⁶ In America purpose-rolled wrought-iron floor joists were used in the mid-1850s.¹⁷ There is no known example, surviving or demolished, of Fairbairn’s permanently-shuttered floor with rolled-iron beams. If one was found, with 16in rolled beams it would be the most advanced structural floor of its day.

9.3. William Unwin



Illus.9.6: Professor William Cawthorne Unwin, FRS, in 1911.¹⁸

William Fairbairn was much assisted during seven years of his retirement, 1856-1863, by William Cawthorne Unwin (1838-1933), on whom his mantle fell. After ‘retirement’ Fairbairn needed someone to provide assistance. On advice from his friend Thomas Tate, Fairbairn appointed the eighteen-year old Unwin. Educated at City of London School, and in science at New College, St John’s Wood, Unwin provided valuable assistance to Fairbairn with his research, including that on the strength of boiler flues, the properties of steam, the trials of continuous mechanical railway brakes, fatigue testing of wrought-iron girders, and armour-plating of warships. He assisted with Fairbairn’s various books, at the same time achieving an external London University BSc.¹⁹ Unwin left Ancoats to be works manager for Williamsons in Kendal, returning to Fairbairns in 1866 in a managerial role. It did not work out and he moved to London,²⁰ where Fairbairn was responsible for Unwin’s

¹⁵ W Fairbairn and D Bellhouse, ‘Report on the Causes of the Fall of the Cotton Mill at Oldham in October, 1844’ in Fairbairn, *Application*, pp.274-9 - see Chapter 5; *MM*, 43, 1845, 221.

¹⁶ R N Holden, ‘Concrete filler-joist floors and the development of Lancashire cotton spinning mills’, *IAR*, 34.2, 2012, 116; Fairbairn, *Application*, (3rd ed.), p.170.

¹⁷ Peterson, ‘Inventing the I-beam’ 15-24; *The Builder*, 12, 1855, 455.

¹⁸ Walker, *Unwin*, frontispiece.

¹⁹ Walker, *Unwin*, pp.30-51.

²⁰ The indications are that it was William Fairbairn who encouraged Unwin to return to Ancoats, and that when he left because he was unable to work with Thomas Fairbairn who by this time was

first lecturing engagement, and wrote, 'do not hesitate to make use of my recommendation in any case where you think I can serve you'.²¹ Unwin's inclination was towards teaching and he was continuously active in the advancement of engineering education and training. From 1872 Unwin was successively Professor at the Royal Indian Engineering College, the Central Institution of the City and Guilds, and London University. Like Fairbairn he became a Fellow of the Royal Society, President of the Institution of Mechanical Engineers and President of the Mechanical Science Section of the British Association. He was also President of the Institution of Civil Engineers. Accepting the Kelvin Medal of the British engineering institutions in 1921, he spoke of Fairbairn – 'his first chief'.²² Fairbairn and Unwin had a profound respect for each other.²³ With nearly fifty years between their ages it resembled a father and son relationship, lasting eighteen years until Fairbairn's death. Fairbairn relied heavily on Unwin's assistance, writing of him in 1861, 'my assistant and secretary ... to whose assiduous attention and love of science I am greatly indebted'.²⁴ In 1872 he was writing to Unwin about experiments on fuel consumption of his five-tube boiler; and about rivets, 'I have an experimental paper on the shearing of rivets ... If I send it up to you could you find time to review and work out the law of shearing so as to render the experiments useful and satisfactory?'²⁵ One of Unwin's students recorded his lectures being enlivened by illustrations of his 'many experiences with Fairbairn'.²⁶

Unwin's biographer refers to the breadth of Unwin's expertise,

This is attributable directly to his early training and experience. Fairbairn's work ... covered the whole range of engineering ... bridges, mill framing, millwork, steam boilers and engines, water wheels and turbines, ships and masonry structures, all ... passed through his hands ... It was inevitable that the young man whose first job had been to make abstracts of scientific and technical data for Fairbairn should find his interests spread over an equally wide field.²⁷

chairman of the limited company. However, in the absence of hard evidence, this can be no more than speculation.

²¹ Walker, *Unwin*, pp.52, 55.

²² Walker, *Unwin*, pp. 82, 104, 126, 141-2, 150-2, 159-62.

²³ Walker, *Unwin*, p.65.

²⁴ Fairbairn, *M&MWI*, p.xi.

²⁵ Walker, *Unwin*, p.60; W Fairbairn to W C Unwin, 21 November 1872, Imperial College Archives, WCUwin/107.

²⁶ J S Wilson, 'Forward', *The Central*, January 1934, quoted in Walker, *Unwin*, p.210.

²⁷ Walker, *Unwin*, p.178.

He might have specified just how extensive a field: machine design, hydraulics, bridges, structures, materials testing, hydro-electrics, engineering standards and the internal combustion engine. It was in Unwin's materials-testing that Fairbairn's influence was most evident. In 1876 he delivered a paper 'On the Resistance of Boiler Flues to Collapse' in which he re-examined Fairbairn's results of 1857 – with which he had assisted – together with later work in Germany, which was based on Fairbairn's results.²⁸ Five years later he reported on riveted joints, referring back to Fairbairn's experiments on riveting as 'probably the first ever made'.²⁹ In 1887 he followed Fairbairn's papers on the strengths of cast- and wrought-iron at different temperatures with a paper on the 'Strength of Alloys at Different Temperatures'.³⁰ In 1903 he presented his paper, 'Tensile Tests of Mild Steel; and the Relation of Elongation to the Size of the Test-Bar'.³¹ Unwin's standard work on *The Testing of Materials of Construction*, ran to three editions. In this work he was following his mentor as the country's leading authority on mechanical testing.³² His *Elements of Machine Design*, running to many editions and printings and translated into French and German, placed on a scientific basis what was formerly derived from slowly accumulated experience embodied in empirical rules.³³ Writing only two decades after Fairbairn's *Mills and Millwork*, Unwin applied mathematics to the solution of engineering problems in ways that Fairbairn was not able to do. Unwin responded to a critic of his book, 'There may be practical engineers to whom the mathematical

²⁸ W C Unwin, 'On the Resistance of Boiler Flues to Collapse', *MPICE*, 46, 1876, 225-241; W Fairbairn, 'On the Resistance of Flues to Collapse', *Philosophical Transactions of the Royal Society*, 1858, 389-413, and 2 Plates.

²⁹ W C Unwin (reporter), 'First Report to the Council of the Institution of Mechanical Engineers on the Form of Riveted Joints', *MPIME*, 1881, 301-368.

³⁰ W C Unwin, 'Strength of Alloys at Different Temperatures', *BAAS1889*, 746-7. Cf. W Fairbairn, 'On the Strength and other Properties of Cast Iron obtained from the Hot and Cold Blast', *BAAS1837*, 396-406; W Fairbairn, 'Appendix to a report on the "Strength and other Properties of Cast Iron obtained from the Hot and Cold Blast"', *BAAS1842*, 88-92; W Fairbairn, 'On the Tensile Strength of Wrought Iron at Various Temperatures', *BAAS1856*, 405-22.

³¹ W C Unwin, 'Tensile Tests of Mild Steel; and the Relation of Elongation to the Size of the Test-Bar', *MPICE*, 155, 1904, 170-233.

³² W C Unwin, *The Testing of Materials of Construction*, (1888, 2nd ed.1899, 3rd ed. 1910); A I Smith, 'William Fairbairn and Mechanical Properties of Metals: Effect of Temperature on Strength', *The Engineer*, 216, 1963, 1017. Other publications by Unwin included *The Elements of Machine Design* (1877); 'Hydraulics' and 'Bridges' in *Encyclopaedia Britannica* (11th ed.); *On the Development and Transmission of Power from Central Stations*, (1893 Howard lectures to the Society of Arts).

³³ A Chatterton, in 'Introduction' to Walker, *Unwin*, p.xiii.

parts of the work will be difficult, but this is not a sufficient reason for omitting them'.³⁴ Theoretical engineering was advancing very fast.

9.4. Research: The Experimental Engineer

From the early 1820s Fairbairn had been involved in testing, technical investigations and engineering experiments. Peer engineers also undertook experiments, but the extent and breadth of Fairbairn's work was exceptional. His work in this field may be differentiated into five groups, although inevitably there are overlaps and blurring of edges. First, throughout his career he undertook empirical testing of cast-iron beams for mills and bridges, to ensure their safety, providing an early example of systematic materials testing, now an important branch of engineering. Secondly, he experimented to solve specific problems where the requisite knowledge, theoretical or practical, did not exist, and it was a matter of proceeding by trial-and-error or parameter variation.³⁵ The experiments to increase the speed of canal boats were in this category,³⁶ as were those to meet the challenge of bridging the Menai Straits.³⁷ The former showed that fast canal travel was not feasible: the latter led to the Britannia Bridge. The investigations into smoke-prevention,³⁸ the practicality of working an incline by locomotive power,³⁹ and armour-plating experiments also fit here.⁴⁰ Some of Fairbairn's armour-plated targets were dramatic failures!⁴¹ The third group of experiments are examples of early forensic engineering, comprising

³⁴ W Unwin, *The Elements of Machine Design, Part I, General Principles, Fastenings, and Transmissive Machinery*, (5th ed. 1890), p.vii.

³⁵ Rosenberg and Vincenti, *Britannia*, pp.71-2.

³⁶ W Fairbairn, *Remarks on Canal Navigation illustrative of the Advantages of the use of Steam, as a Moving Power on Canals*, (1831).

³⁷ See Chapter 7.2.

³⁸ W Fairbairn, 'On the Consumption of Fuel and the Prevention of Smoke', *BAAS1854*, p.s149; *UlfE*, pp.48-92.

³⁹ W Fairbairn, 'An Experimental enquiry into the Relative Powers of the Locomotive Engine, and the Resistance of Railway Gradients', *Memoirs of the Manchester Literary and Philosophical Society*, 14, 1850, 149-78; W Fairbairn, 'On Railway Gradients', *BAAS1845*, pp.93-4.

⁴⁰ *Life*, pp.345-60, 488-9; W Fairbairn, 'On the Mechanical Properties of Specimens of the Iron and Steel Plates which had been subjected to experiment with Ordnance at Shoeburyness', *Transactions and Report of the Special Committee on Iron, between Jan. 21st 1861, and March 1862*, in P Barlow, *A Treatise on the Strength of Materials*, (6th ed. 1867), pp.215-32; W Fairbairn, 'On Guns and Iron-plated Ships', *BAAS1862*, pp.223-4; W Fairbairn, 'On the Properties of Iron and its resistance to Projectiles at High Velocities', *Proceedings of the Royal Institution*, 4, 1862, 491-502; *CE&AJ*, 25, 1862, 238-42; W Fairbairn, 'On the Law of Resistance of Armour Plates composed of one or more thicknesses', (in two parts) : Part 1, Reprint from *Transactions of the Institution of Naval Architects*, 1869; Part 2, *Transactions of the Institution of Naval Architects*, 11, 1870, 103ff; *Engineering*, 9, 1870, 285-6 and 307-8; For illustrations see *ILN*, 20 August 1864.

⁴¹ P Barry, *Shoeburyness and the Guns: A Philosophical Discourse*, (1865), p.181; [Woodcroft] IX.

investigations and sometimes experiments to find the causes of collapses and explosions.⁴² These led to experiments on boiler flues and the establishment of regular boiler inspections, reducing the number of explosions.⁴³ They provide a good illustration of the interaction of the sociological and the technological. Fourth, there were comparative product tests, notably tests on railway brakes,⁴⁴ and various submarine cable samples.⁴⁵ The fifth category of experiments, much the largest, exemplified the British Association's understanding that science was based on hard-won experimental results, which provided the only secure basis for mathematical generalisations.⁴⁶ Fairbairn undertook many tests on the properties of various cast and wrought irons, alloys and steels. Insofar as these involved comparisons they overlap with the previous category. Systematic tests were also undertaken on the effects on strength of prolonged loading, temperature, and re-meltings, on the strength of wrought-iron plates and riveted joints,⁴⁷ wrought-iron beams and trellis girders, on metal fatigue, boiler construction and various properties of steam.⁴⁸ These provided reliable data for engineers. An unusual example from this group was Fairbairn's experiments on trussed cast-iron girders which ensured their swift demise.⁴⁹ Work in this fifth category exemplifies Mokyr's 'Industrial Enlightenment', providing useful and reliable knowledge by systematic measuring, recording and analysing of key data in the tradition of Newtonian science.⁵⁰ Much of it also falls

⁴² For example, in connection with an explosion at LNWR's steam-shed at Longsight, Manchester, in 1853, in which five men were killed. Fairbairn and Richard Roberts gave evidence that the cause was the safety valve having been screwed down. The Government Inspector disagreed, blaming the state of the boiler stays. The jury accepted the inspector's evidence. Fairbairn was not pleased and, typically, set about experiments on an engine of the same age and type as that which had exploded. His experiments vindicated his opinions and, again typically, he ensured that the results were widely known (*MG*, 12 March, 19 March, 26 March 1853; *The Observer*, 14 March 1853; Fairbairn, *UIFE*, pp.lix-lxxiv; W Fairbairn, 'Experimental Researches to determine the Strength of Locomotive Boilers, and the Causes which lead to Explosion', *BAAS* 1853, pp.52-7; *MM*, 59, 1853, 284-6).

⁴³ See below.

⁴⁴ W Fairbairn, 'Experiments to determine the Efficiency of Continuous and Self-Acting Breaks (sic) for Railway Trains', *BAAS* 1859, p.576; *The Engineer*, 9, Jan-June.1860, 2-3; *Proceedings of the Manchester Literary and Philosophical Society*, 1859-60, 178-80; W Fairbairn, 'On the Efficiency of various kinds of Railway Breaks (sic), with Experimental Researches on their retarding Powers', *MPICE*, 19, 1860, 490-526, and 214, 1922, 235-57; *The Engineer*, 12, July-Dec.1861, 207; Walker, *Unwin*, pp.38-41.

⁴⁵ See below.

⁴⁶ J Morrell and A Thackray, *Gentlemen of Science: Early Years of the British Association for the Advancement of Science*, (1981), pp.271

⁴⁷ See Chapter 5.5.

⁴⁸ See 9.6 below.

⁴⁹ See Chapter 7.3.

⁵⁰ J Mokyr, *The Enlightened Economy: Britain and the Industrial Revolution 1700-1850*, (2009), pp.1, 40, 42-3; R C Allen, *The British Industrial Revolution in Global Perspective*, (2009), p.241.

within the description of 'Humboltian Science',⁵¹ notably for example the measuring of temperatures at descending depths at Astley Pit.⁵² Fairbairn's experiments show that research, experimentation and investigation do not follow any one pattern, but vary with the circumstances.

Many of his experiments used 'Fairbairn's Lever' - a mechanical device to apply loading to beams and to apply pressure to materials. It was used, sometimes with modifications, in his investigations of strength of cast-iron beams, in determining the crushing strengths of various materials, in investigations on the effects on strength of temperature and of repeated re-melting, and on the strengths of different mixtures of iron. It was used for tests on the strength of wrought-iron plates and riveted joints, for tests on the strength of wrought-iron tubes, for fatigue tests on wrought-iron, for investigating the influence of pressure on solidification, for experiments on the insulation of submarine cables, and for the testing of various types of steel. Initially it was used by Hodgkinson.⁵³ Beyond Fairbairn's lifetime, it was used by Unwin.⁵⁴ A feature of his research from the mid-1820s to the mid-1860s, 'Fairbairn's Lever' was a piece of experimental apparatus to which he gave his name. However the idea was far from original and once again Fairbairn developed and publicised an existing concept, from Galileo in the seventeenth century, developed by the Dutch physicist, van Musschenbroek, (1692-1791) and, in 1817, by George Rennie (1791-1866).⁵⁵ Many, more sophisticated, lever testing machines were developed in the second half of the nineteenth-century. They are described by Unwin.⁵⁶

'I confess', wrote William Fairbairn, 'that nature had endowed me with a strong desire to distinguish myself as a man of science'.⁵⁷ But not all awarded him that accolade. Woodcroft observed, 'facility in dealing with algebraic processes is a far

⁵¹ L Goldman, 'The Origins of British 'Social Science': Political Economy, Natural Science and Statistics, 1830-1835', *The Historical Journal*, 26.3, 1983, 602; K Olesko, 'Humboldt, Alexander von' and 'Humboldtian Science' in J L Heilbron (ed.), *The Oxford Companion to the History of Modern Science*, (2003), pp.383-7.

⁵² See Chapter 6.7.

⁵³ S P Timoshenko, *History of Strength of Materials*, (1953), p.125.

⁵⁴ A I Smith, 'William Fairbairn and Mechanical Properties of Metals: Effect of Temperature on Strength', *The Engineer*, 216, 1963, 1017.

⁵⁵ M S Loveday, T Gray and J Aegerter, 'Tensile Testing of Metallic Materials: A Review', (TENSTAND –Work Package 1- Final Report, 2004), pp.55-6.

⁵⁶ Unwin, *Testing of Materials*, pp.109-132.

⁵⁷ *Life*, p.157.

more searching and sure test of the highest order of scientific mind than is perhaps any other enquiry' and Fairbairn had admitted that he found algebra difficult and ultimately had to give it up.⁵⁸ R Angus Smith, who knew Fairbairn well, was unstinting in some aspects of his praise but was forced to conclude, 'we cannot say that he had scientific knowledge of an exact kind, indeed he was sadly deficient in it'.⁵⁹ Fairbairn was well aware that he was no mathematician. He knew when he needed to turn to others for help. In earlier years that was to Eaton Hodgkinson, in later years to Thomas Tate and to William Unwin.⁶⁰ Yet his peers recognised Fairbairn's achievements, giving him high acclaim including a Royal Society Gold Medal, membership of the French Académie des Sciences, appointment as a juror at the 1855 Paris Exhibition, and honorary doctorates from Cambridge and Edinburgh Universities.⁶¹ Essentially Fairbairn was an experimental engineer, but in the nineteenth-century Lord Wrottesley, and in the twentieth-century A I Smith, saw him as also a 'man of science'.⁶² Perhaps he is best seen as a forerunner of 'modern technology' with its 'scientists who "do" technology and technologists who function as scientists'.⁶³

9.5. Metal Fatigue

As an experimental engineer, Fairbairn was the author of a famous paper in the history of fatigue testing.⁶⁴ It arose from controversy which enveloped the 230ft span tubular-girder Spey Bridge, built shortly after Fairbairn had 'retired', but with which he was deeply involved. The bridge was constructed on timber staging, but deflected by between seven and eight inches, when the blocking was removed.⁶⁵

⁵⁸ [Woodcroft], X; *Life*, p.101.

⁵⁹ R Angus Smith, *A Centenary of Science in Manchester*, (1883), pp.257-8.

⁶⁰ *Life*, pp.211, 270,273-4, 360, 421; Walker, *Unwin*, pp.34-51; G Howson, 'Tate, Thomas (1807-1888)' *Oxford DNB on-line* (2004), (accessed 26 October 2013).

⁶¹ *Life*, pp.385, 371-2, 384, 241-51, 392-4.

⁶² *Life*, p.385; Smith, *Contribution*, p.7.

⁶³ E Layton, 'Conditions of technological development', in I Spiegei-Rösing and D de Solla Price (eds.), *Science, Technology and Society: A Cross-Disciplinary Perspective*, (1977), p.210, quoted in T J Pinch and W E Bijker, 'The Social Construction of Facts and Artifacts: Or How the Sociology of Science and the Sociology of Technology Might Benefit Each Other', in W E Bijker, T P Hughes and T Pinch (eds.), *The Social Construction of Technological Systems: New Directions in the Sociology and History of Technology*, (2nd ed. 2012), p.14.

⁶⁴ W Fairbairn, 'Experiments to determine the effect of Impact, Vibratory Action, and long-continued Changes of Load on Wrought-Iron Girders', *Philosophical Transactions of the Royal Society*, 1864, 311-25, and 2 Plates.

⁶⁵ Fairbairn, *Application*, pp.246-55; *Engineering*, 4, July-Sept.1867, 321, 323; Walker, *Unwin*, p.43.

The Board of Trade Inspector refused to sanction its use. Fairbairns, having contracted to meet the Board of Trade's requirements, were compelled to strengthen it at their own expense. Re-supporting the bridge and adding strengthening plates reduced the sag by half, after which it remained in service, for single rather than the intended double track, until 1906. The problem appears to have been that the empirical formula which was used failed to take account of the effects of increased stresses in longer spans.⁶⁶ The Treasury granted £150 for 'experiments to ascertain the durability, and the measure of strength to be allowed, of wrought-iron bridges, subjected to changes, shocks and vibrations of a continued and variable load', which Fairbairn undertook, from March 1860 onwards. He set up apparatus in an Ancoats basement where, by means of Fairbairn's Lever and a waterwheel, a load was continuously imposed and removed from a built-up wrought-iron beam.⁶⁷

The fatigue of materials – the drop in durability under repeated variable loads - is of major importance to today's industry, generating many research papers. The description '*fatigue de métaux*' is attributed to Poncelet in the 1830s.⁶⁸ It first appeared in Britain in 1854 in a paper by F Braithwaite, at which Fairbairn was present and contributed to the discussion.⁶⁹ Only a few mid-nineteenth-century engineers – Rankine, Hodgkinson, James, Galton, Fairbairn – recognised that there is a difference between the bearing powers of a beam exposed to changes of pressure and one which has to sustain a static permanent load.⁷⁰

The subject was addressed by the Railway Structures Commissioners whose Report included experiments on long-continued impact by Hodgkinson (a Commissioner), by repeatedly dropping an iron ball onto a cast-iron bar, and by James and Galton by passing weights over bars at different velocities and subjecting others to reiterated

⁶⁶ D Ross, *The Highland Railway*, (2005), p.31; J Mitchell, *Reminiscences of my Life in the Highlands*, (1884), p.186; A I Smith, 'William Fairbairn and Mechanical Properties of Materials: The Effect of Repeated Loading on Strength', *The Engineer*, 26 June 1964, 1133-6.

⁶⁷ Walker, *Unwin*, p.211. This waterwheel is more likely to have been in a basement at the Ancoats works rather than at the *Polygon*, as suggested by Walker.

⁶⁸ L Tóth and S Y Yarema, 'Formation of the Science of Fatigue of Metals, Part I. 1825-1870', *Materials Science*, 42.4, 2006, 673.

⁶⁹ F Braithwaite, 'On the Fatigue and consequent Fracture of Metals', *MPICE*, 13, 1854, 463-74.

⁷⁰ Smith, 'Effect of Repeated Loading', 1133.

strain.⁷¹ Fairbairn gave evidence to the Commissioners, as a result of which he wrote to them, referring to his impact testing of the first tubular-girder bridges at Blackburn, and suggesting three distinct types of experiment – to measure the effects of repeated stress, of vibration and of repeated blows. Details, with illustrations of the apparatus, were included in the Report.⁷² These proposals were not acted upon.⁷³

Over a decade later the Spey Bridge experiments were put in hand. A built-up wrought-iron beam 22ft long by 16in deep was subject to seven or eight loads, imposed and withdrawn, per minute. Deflection was regularly measured. The experiment continued for two years with three million cycles. Fairbairn found that girders were ‘not safe when submitted to violent disturbances equivalent to one-third the weight that would break them’ but exhibited ‘wonderful tenacity when subjected to the same treatment with one-fourth the load’. The latter would accept twelve million changes without injury and thus with 100 trains a day would require 328 years before security was impaired.⁷⁴

This work was one of only an extremely small number of tests on built-up structural components. The earlier experiments by James and Galton had a bearing on Fairbairn’s work and he summarised them in his paper;⁷⁵ but the vast majority of early work on fatigue, apart from Wilhelm Albert’s 1837 paper on conveyor chains, related to railway axles, following the Versailles rail accident in 1842.⁷⁶ Fairbairn’s findings were discussed by Benjamin Baker in 1873, but thereafter the British contribution to literature on fatigue was negligible until the start of the twentieth century.⁷⁷ The first book on fatigue, written in 1924, sixty years after Fairbairn’s

⁷¹ *Report of the Commissioners appointed to inquire into the Application of Iron to Railway Structures*, (1849), pp.x-xi, 4, 16-19, 215-49.

⁷² *Report of the Commissioners appointed to inquire into the Application of Iron to Railway Structures*, pp.324, 403-7, 410-1. On the tests at Blackburn see Chapter 7.

⁷³ Sendeciuj is apparently unaware of Fairbairn’s evidence and communications regarding fatigue in the appendices to the *Report of the Commissioners* (G Sendeciuj, ‘Early Railroad Accidents and the Origins of research on fatigue of metals’, Appendix A in T Nicholas, *High Cycle Fatigue: A Mechanics of Materials Perspective*, (2006), pp.485-8).

⁷⁴ Fairbairn, ‘Experiments to determine the effect of Impact’, 322; *BAAS1860*, pp.45-8; *BAAS1861*, pp.285-9.

⁷⁵ Fairbairn, ‘Experiments to determine the effect of Impact’, 313-5.

⁷⁶ W Schütz, ‘A History of Fatigue’, *Engineering Fracture Mechanics*, 54.2, 1996, 263-300; R A Smith, ‘The Versailles Railway Accident of 1842 and the Beginnings of The Metal Fatigue Problem’, in H Kitagawa and T Tanaka (eds.), *Proceedings Fatigue 90: The Fourth International Conference on Fatigue and Fatigue Thresholds*, (1990), Vol.4, pp.2033-41.

⁷⁷ B Baker, *Long-span Railway Bridges*, (Rev. Ed. 1873), pp.105-11; Smith, ‘Effect of Repeated Loading’, 1136.

experiments, described them as ‘deservedly famous’ and the apparatus of ‘great historic interest’.⁷⁸ The reason why full-scale fatigue tests on riveted bridge members are important is because they take into account the composite action of the different parts, showing the overall behaviour. Åkesson lists such tests chronologically, describes them, and compares their results with those from small specially fabricated specimens. He is aware of only nine full-scale tests.⁷⁹ The first is Fairbairn’s in 1864 and the next Reemsnyder’s in 1975.⁸⁰

The immediate outcome of Fairbairn’s fatigue experiments was to provide evidence that the Spey Bridge was satisfactory in respect of long-continued changes in load. The more important outcome was previously unavailable knowledge of metal fatigue, important to bridge-builders.⁸¹ Here was a case of failure, in this case the unexpected deflection, leading to new knowledge.

Fairbairn’s writings were a combination of intuitive insight into the mechanism of fatigue and correct assessment of its practical significance. Six years before the commencement of his experiments he had written,

[The] constant movement or sliding of the atoms or parts of crystalline, as well as fibrous bodies, is therefore the cause of breakage; and – assuming a change to take place in the molecules of the body – however slight the strain may be when first applied in one direction, and then changed to another direction, it only becomes a question of time how long the body will bear these continued repetitions before rupture takes place: sooner or later fracture must occur.⁸²

This idea of fatigue failure being due to exhaustion of plastic ductility was later to be the basis of theories of fatigue in 1923 and 1939.⁸³

⁷⁸ H J Gough, *The Fatigue of Metals*, (1924), pp.3-4.

⁷⁹ B Åkesson, *Fatigue Life of Riveted Steel Bridges*, (2010), pp.7-9.

⁸⁰ H S Reemsnyder, ‘Fatigue Life Extension of Riveted Connections’, *Journal of the Structural Division, ASCE*, 101.12, 1975, 2591-2608.

⁸¹ *BAAS1860*, pp.45-8; *BAAS1861*, pp.286-9; Fairbairn, ‘Experiments to determine the effect of Impact’, 311-25, and 2 Plates; Smith, ‘Effect of Repeated Loading’, 1133.

⁸² Fairbairn, *Application*, p.55.

⁸³ Smith, ‘Effect of Repeated Loading’, 1136; H J Gough and D Hanson, ‘The Behaviour of Metals Subjected to Repeated Stresses’, *Proceedings of the Royal Society A*, 104, 1923, 538-65; E Orowan, *Proceedings of the Royal Society A*, 171, 1939, 79-106.

9.6. Boilers and Boiler Safety

William Fairbairn was, during the third quarter of the nineteenth-century, the leading figure in the arena of boiler safety, with knowledge of boiler hazards greater than any other living person.⁸⁴ That knowledge had a threefold base, his experience as a boilermaker over a quarter of a century, his research into the collapse of boiler flues, and his investigations of boiler explosions. His research is exemplified in four papers to the Royal Society.

The first, 'Researches on the Resistance of Cylindrical Vessels of Wrought Iron to Collapse', relates to the tubular flues passing through cylindrical boilers, containing the products of combustion to heat the water. As steam pressures continued to rise and boiler sizes increased, catastrophic explosions were frequent. By 1857 Fairbairn saw the necessity for testing cylindrical shells to obtain factual data on the strength of boilers, for design purposes. The tests provided that data, but also demonstrated, for the first time, the collapse of cylindrical shapes due to *external* pressure. Before this work little or nothing was known as to the resistance of cylindrical vessels to an external collapsing pressure.⁸⁵ The axiom was that a cylindrical tube, such as a boiler flue, when subject to uniform external pressure, was equally strong whatever its length. Fairbairn had misgivings: hence the experiments. Wrought-iron tubes of different lengths, diameters and construction - forty in all - were inserted in turn into an 8ft long cast-iron cylinder and surrounded with water. The hydraulic pressure was increased until collapse. The results showed that the resistance of cylindrical tubes to collapse from a uniform *external* pressure varies in the inverse ratio of their lengths. Further experiments showed that the length of wrought-iron tubes had only slight influence on their resistance to *internal* pressure. As well as an empirical formula based on his results, Fairbairn added a practical application, illustrating a 30ft boiler flue divided into three, by simple curved T-iron ribs. The cost was minimal, but the strength of the tube was increased nearly threefold.⁸⁶

⁸⁴ W H Chaloner, *Vulcan: The History of One Hundred years of Engineering and Insurance 1859-1959*, (1959), p.8.

⁸⁵ Unwin, 'Resistance of Boiler Flues', 225

⁸⁶ W Fairbairn, 'On the Resistance of Tubes to Collapse', *BAAS1857*, pp.215-9; W Fairbairn, 'Researches on the Resistance of Cylindrical Vessels of Wrought Iron to Collapse', *Philosophical Transactions of the Royal Society*, 1858, 349-413 and 2 Plates; Fairbairn, *UlfE2*, pp.1-45; *MM*, 3 July 1858, 5-7, and 31 December 1858, 8-9; *The Engineer*, 7, Jan.-June 1859, 2-4.

The results were so unexpected as to suggest similar experiments with other materials. Fairbairn, aware of the influence of directional properties and joints in plates, sought to confirm the results using a homogeneous material, glass. On this occasion he worked with mathematician Thomas Tate. They found that the resistance of glass cylinders to compression followed the same pattern as wrought-iron cylinders.⁸⁷

These experiments were of major importance for boiler safety. They showed the cause of many unexplained explosions to be *external* pressure on the cylindrical fire-tubes, and provided a simple and inexpensive means of prevention, by way of T-iron ribs which were rapidly adopted throughout the industry. Fairbairn's experiments and resulting formula were the basis of boiler design for nearly half a century, and the starting point for further debate in Europe and America, leading to improved empirical formulae. These included the formulae of Grashof, Love, Nystrom, Unwin, Belpaire and Wehage.⁸⁸ These developments were reviewed by C R Roelker in 1881,⁸⁹ but no other *systematic* experiments were undertaken until 1887-92 at Danzig, and after that nothing further until Carman, and Stewart, both in America, in 1905-6.⁹⁰ In the twenty-first-century Fairbairn's experiments are referred to in major academic texts.⁹¹

⁸⁷ W Fairbairn and T Tate, 'On the Resistance of Glass Globes to Collapse from external pressure; and on the Tensile and Compressive Strength of various kinds of Glass', *Philosophical Transactions of the Royal Society*, 1859, 213-247; Fairbairn, *UlfE2*, pp.46-95.

⁸⁸ F W Grashof, 'Fairbairn's Versuche über den Widerstand von Röhren gegen Zusammendrückung', *Zeitschrift des Vereines deutscher Ingenieure*, 3, 1859, 234-43; G H Love, *Mémoire sur la Loi de Résistance des Conduits Intérieurs à Fumée dans les Chaudières à Vapeur Dédeite des Expériences de M. W. Fairbairn*, (Paris, 1859); G H Love, 'Sur la Résistance des Conduits Intérieurs à Fumée dans les Chaudières à Vapeur', *Memoirs Compte Rendu des Traveaux, Societe des Ingenieurs Civils de France*, 12, 1859, 471-500; J W Nystrom, *A New Treatise on Steam Engineering*, (1876), pp.106-7; Unwin, 'Resistance of Boiler Flues', 225-6; T Belpaire, 'Note sur la Résistance des Tubes Pressées de l'Extérieur', *Annales du Genie Civil*, 1879, 177-87; H Wehage, 'Zur Berechnung der Flammröhre von Dampfkessela', *Dingler's Polytechnisches Journal*, 242, 1881, 236-43.

⁸⁹ C R Roelker, 'Experimental Investigation of the Resistance of Flues to Collapse', *Van Nostrand's Magazine*, 34, 1881, 208-220.

⁹⁰ C Bach, 'Die auf der kaiserlichen Werft in Danzig von 1887-1892 ausgeführten Versuche Über die Widerstandsfähigkeit von Flammrohen', *Zeitschrift des Vereines deutscher Ingenieure*, 38.23, 1894, 689-96; A P Carman, 'Resistance of Tubes to Collapse', *Physical Review*, 21, 1905, 381-7; R T Stewart, 'Collapsing Pressure of Bessemer Steel Lap-Welded Tubes, Three to Ten Inches in Diameter', *Transactions of the American Society of Mechanical Engineers*, 27, 1906, 730-822.

⁹¹ J Singer, 'Experimental Studies in Shell Buckling', in N F Knight, Jr and N P Nemeth (eds.), *Stability Analysis of Plates and Shells: A Collection of Papers in Honor of Dr Manuel Stein*, (1998), p.21; J Singer, 'Stiffened Cylindrical Shells' in J G Teng and J M Rotter, *Buckling of Thin Metal Shells*, (2004), p.287; J Singer, J Arcocz and T Weller, *Buckling Experiments: Experimental Methods in Buckling of Thin-Walled Structures: Volume 2, Shells, Built-up Structures, Composites and Additional Topics*, (2002), p.624.

Another area of Fairbairn's research exemplified in his papers to the Royal Society is the Bakerian Lecture of 1860, 'Experimental Researches to determine the Density of Steam at different Temperatures and to determine the Law of Expansion of Super-heated Steam'. This was again co-authored with Thomas Tate who provided the mathematics.⁹² At the time there was a well-known formula that was the basis of the tables of the density of steam, on which calculations of the energy efficiency of steam-engines were founded. The formula was questioned by Joule, William Thomson and Rankine but there was no reliable experimental knowledge to verify the position. Fairbairn and Tate appear to have worked together on building the quite complicated apparatus, and in undertaking the experiments.⁹³ The major result showed that the density of saturated steam was invariably greater than that which was devised from the previous formula. Tate provided a new formula.⁹⁴ No less an authority than Rankine wrote that Fairbairn and Tate had 'for the first time determined directly the density of steam through an extensive range of pressures and temperatures, thus making a contribution to physical knowledge of the highest order, both as to practical utility and scientific importance'.⁹⁵ The results enabled the designers of high-pressure steam-engines to base their calculations on more accurate and reliable data, enhancing both safety and economy. The part each man played in these experiments is unclear, except that Tate did the mathematics. Two years later there was a further paper providing data for steam at higher temperatures, the results being in line with the previous ones.⁹⁶

⁹² W Fairbairn and T Tate, 'Experimental Researches to determine the Density of Steam at different Temperatures and to determine the Law of Expansion of Super-heated Steam', *Philosophical Transactions of the Royal Society*, 1860, 185-222 and 3 Plates. A similar paper was read to BAAS at Oxford (W Fairbairn, 'On the Density of Saturated Steam and on the Law of Expansion of Superheated Steam', *BAAS 1860*, p.s210; *CE&AJ*, 23, 1860, 230).

⁹³ The method involved a known weight of water in a glass globe of known capacity and devoid of air, uniformly heated in a steam bath. The temperature at which the whole of the water was just vapourized was recorded. Measurements of the volume of the steam were made by reference to a column of mercury in the stem of the globe. Then, knowing the weight, volume and temperature of the steam, its specific gravity could be calculated.

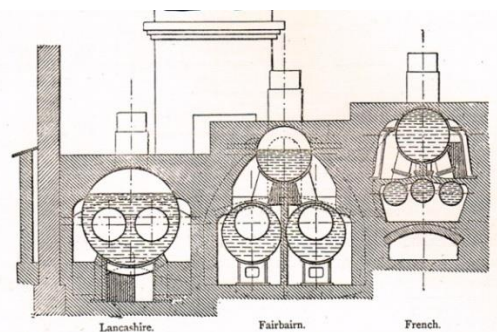
⁹⁴ Fairbairn and Tate, 'Experimental Researches', 220. The paper was translated into Italian (W Fairbairn, 'Ricerche sperimentali per determinare la densità del vapore a tutte le temperature e la legge di dilatazione del vapore soprariscaldato', *Il Nuovo Cimento*, 12.1, 1860).

⁹⁵ W J M Rankine, 'Fairbairn, Sir William', in *The Imperial Dictionary of Universal Biography*, Vol.2, (1863).

⁹⁶ W Fairbairn and T Tate, 'On the Law of Expansion of Superheated Steam', *Proceedings of the Royal Society of London*, 12, 1862, 53-7.

Fairbairn's research had shown him that larger diameter boilers, for which there was a continual call, were more susceptible to explosion, particularly when used with high pressure steam, of which he had long been an advocate. He gave practical effect to these issues by designing a new boiler, patented in 1870. It had two flues each closely surrounded by its own shell, with pipes connecting these shells to a third shell above. The three shells, of lesser diameters than a single shell, reduced the risk of explosion.⁹⁷ Its first use was for his friend Thomas Ainsworth at Cleator Moor, Cumbria, in 1872 when Fairbairn, aged eighty-three, was on site undertaking tests and experiments on the boiler.⁹⁸

In 1874, with a view to settle the debated question of the relative merits of the inside-flue boiler and the French boiler with outside flues, a committee of nine members of the Société Industrielle de Mulhouse was appointed to test a double-flued Lancashire boiler against a French boiler. To these was added a Fairbairn five-tube boiler, which proved to be the most efficient, followed by the Lancashire boiler.⁹⁹ That of three leading boilers trialled in the heartland of the French textile industry, two were Fairbairn patents – and these two were the more efficient – highlights the importance of William Fairbairn in the field of steam boilers.



Illus. 9.7: Experimental Boilers at Mulhouse 1874¹⁰⁰

⁹⁸ Patent No. 801, 18 March 1870; *The Engineer*, 33, Jan-June 1872, 273-4, 276; *Engineering*, 13, Jan-June 1872, 298 and plate.

⁹⁸ Walker, *Unwin*, p.60; Fairbairn Engineering Co Ltd and Thomas Beeley, *The Fairbairn Five-Tube Boiler*, (nd but c1873), pp.5-6; C Caine, *Cleator and Cleator Moor: Past and Present*, (1916), p.378. The boiler was installed in conjunction with a triple-expansion Crosland engine, built by Fairbairns, replacing a Fairbairn beam engine of 1857. J S Crosland was a Manchester consulting engineer who had previously been a manager with Fairbairns, which was one of the first firms to build a triple expansion engine for use on land – a Crosland engine at Calder Wharf Mill, Dewsbury in 1868. (D A Collier, *A Comparative History of the Development of the Leading Stationary Steam Engine Manufacturers of Lancashire, c.1800-1939*, (PhD Thesis, Manchester University 1985), Vol.1, pp.42, 61).

⁹⁹ *Bulletin de la Société Industrielle de Mulhouse*, 1875, 241; D K Clark, *The Steam Engine: A Treatise on Steam Engines and Boilers*, (1891), Vol.1, pp.228-32; D K Clark, 'The Evaporative Performance of Steam Boilers', *MPICE*, 46, 1875-6, 261-2.

¹⁰⁰ Clark, *The Steam Engine*, Vol.1, p.229.

With this success one might have expected the new boiler to have been universally adopted. It was not, apparently because it primed badly. Thomas Beeley, a boilermaker who had commenced business in Hyde in 1867, suggested fitting uptake pipes to aid circulation, and lengthening the lower shell, with smoke tubes connecting the rear of the fire-tube to the back-plate as in a multi-tube boiler.¹⁰¹ How Beeley and Fairbairn came to be working together is unclear, but in 1873 they took out a joint patent for the changes - hence 'the Fairbairn-Beeley boiler'.¹⁰² A prototype was built in 1874 for the Manchester Steam Users' Association to test to destruction.¹⁰³ Beeley manufactured several hundred Fairbairn-Beeley boilers over the next twenty years, with exports to Russia, Finland, France and India,¹⁰⁴ but they never replaced Fairbairn and Hetherington's Lancashire boiler of three decades earlier, albeit with continuous incremental improvements, as the most popular boiler, particularly in the textile districts.

In the fifteen years 1856-1870 there were 2,163 boiler explosions in Britain. Fairbairn told the Social Science Congress in Manchester in 1866, 'There is no mystery in steam boiler explosions; they are all traceable to causes', and elsewhere he expressed the view that such explosions were 'for the most part preventable'.¹⁰⁵ For many years he had been appalled at the fatalities from these explosions, a concern focussed by preparing reports for inquests.¹⁰⁶ One of these involved a locomotive built by Sharps which exploded whilst being tested, with nine fatalities. *The Engineer* published a wood-cut - as below - taken from a photograph provided by Fairbairn.¹⁰⁷ It does not say who took the photograph or if it was used at the inquest, nevertheless it seems likely that this was a very early example of the forensic use of photography, three years after the formation of the Manchester Photographic Society, of which

¹⁰¹ J P Glithero, 'The history of engineering in Hyde to 1914', (PhD thesis, UMIST, 2002), p.4.3.

¹⁰² Patent No. 270, 23 January 1873; Fairbairn and Beeley, *Five-Tube Boiler*.

¹⁰³ *The Engineer*, 41, 1876, 213-6.

¹⁰⁴ Glithero, 'Engineering in Hyde', p.4.10; *The Engineer*, 75, 1893, 43-6, 51; E B Ellington, 'Hydraulic Power Supply in Towns: Glasgow, Manchester, Buenos Aires, etc.', *MPIME*, 1895, 356 and Plate 89.


¹⁰⁵ W Fairbairn, 'Casualties Arising from Some Boiler Explosions', *Transactions of the National Association for the Promotion of Social Science, Manchester Meeting, 1866*, (1867), pp.605-6;

W Fairbairn, 'On Steam Boiler Legislation', *Quarterly Journal of Science*, 8 (old series), 1871, 214-27; *MG*, 7 October 1866.

¹⁰⁶ Including at Rochdale, Darwen, Huddersfield, Bacup, Stockport, Blackburn and Manchester. Rochdale: Fairbairn, *UIfE*, pp.lxxv-lxxxii; *MG*, 22, 26 and 29 July 1854; *Manchester Times*, 29 July 1854; *Mining Journal*, 9 September 1854; A McEwan, *Historic Steam Boiler Explosions*, (2009), pp.15-19. Darwen: *MG*, 2 February 1857. Huddersfield: *Observer*, 6 December 1857. Bacup: McEwan, *Historic Explosions*, pp.36-9.

¹⁰⁷ *The Engineer*, 6, July-Dec.1858, 37-8.

Fairbairn was a vice-president, at a time when Manchester was 'the photographic capital of the world'.¹⁰⁸



Illus. 9.8: Fatal Explosion at Sharp Stewart & Co, Atlas Works, 2 July 1858.¹⁰⁹

During inquests at Stockport and Blackburn in 1853 Fairbairn recommended regular boiler inspections, but the catalyst for action was an explosion at Rochdale in July 1854 when ten people died.¹¹⁰ He called for the establishment of associations whose members 'should appoint inspectors to take cognizance of the boilers within their respective precincts'.¹¹¹ With Henry Houldsworth and Joseph Whitworth, Fairbairn convened a meeting to establish a 'Steam Users' Association for the Prevention of Steam Boiler Explosions and the Economical Working of Boilers'. By April 1855 three inspectors had been appointed.¹¹² Houldsworth was President, followed in 1859 by Fairbairn who held the office, and attended committee meetings assiduously, until 1874. Apart from technical matters, two issues caused concern. The first was that the Association did not provide insurance, because it was thought insurance would

¹⁰⁸ *MG*, 27 July 1855; D S L Cardwell, 'Two Centuries of the Manchester Lit. & Phil.', *Manchester Literary and Philosophical Society, Manchester Memoirs 1 (1980-81)*, 1982, 132; D S L Cardwell, *James Joule: A Biography*, (1989), p.239.

¹⁰⁹ *The Engineer*, 6, July-Dec. 1858, 37.

¹¹⁰ Anon., *A Sketch of the Foundation and of the Past Fifty Years' Activity of the Manchester Steam Users' Association for the Prevention of Steam Boiler Explosions and for the Attainment of Economy in the Application of Steam, together with an account of the Jubilee Celebration on the 14th February, 1905*, (1905), p.5: *MG*, 16 November 1853; McEwan, *Steam Boiler Explosions*, pp.15-9. Not 9 September as stated in Chaloner, *Vulcan*, pp.5-6, following Anon., *Sketch of the Foundation*, p.5. Fairbairn passed his fee to the Fund for the Relief of the Sufferers (*MG*, 29 July 1854), as he had done at Blackburn (*MG*, 16 November 1853).

¹¹¹ *MG*, 29 July 1854; *Mining Journal*, 9 September 1854; Fairbairn, *UIfE*, p.lxxx. It is said in that the idea initially came from Richard Johnson in a letter to Fairbairn (Anon., *Sketch of the Foundation*, p.5).

¹¹² *MG*, 16 September 1854, 20 September 1854; Anon., *Sketch of the Foundation*, pp.22-3.

induce carelessness. This caused loss of members to the Steam Boiler Assurance Company, a Manchester company founded 1858 and the first to insure boilers against explosion.¹¹³ Fairbairn proposed converting the Association to a mutual insurance society; then he proposed insurance by an outside insurance company, based on the Association's inspections, but neither proposal was accepted. To counter the loss of business, Fairbairn suggested a 'guarantee system' for boilers under the Association's care. This found favour and thirteen committee members, led by their President, put up £1,000 each to underwrite a guarantee in respect of explosions arising following negligent inspections. Remarkably, given the limited safeguard, 'the effect was electric'. New members joined the Association and an additional inspector was appointed.¹¹⁴

The second issue was that of legislation. The Association advocated prevention of explosions by regular inspections. By 1863, with an annual average of 1,600 boilers under inspection, only three accidents, involving two fatalities, had occurred during the eight years of the Association's existence. Fairbairn was against Government taking over the Association's role, believing this would inhibit progress. This view was not held by all.¹¹⁵ A proposed Bill in 1869 would have transferred the Association's methods to the Board of Trade, but was unsuccessful.¹¹⁶ The British Association set up a committee, which Fairbairn chaired, and of which several of his friends from Manchester were members.¹¹⁷ It recommended that inquests should have reports from two competent engineers, and expressed a 'dread of any Government interference' believing it would be 'a barrier to progress'.¹¹⁸ The Bill was

¹¹³ Anon., *Sketch of the Foundation*, pp.26-8; Chaloner, *Vulcan*, pp.7-9. It was followed by the National Boiler Insurance Company (1864) and British Engine Insurance Company (1878). See Anon., *100 Years of British Engine Insurance Ltd. Founded in Manchester 12 November 1878*, (1978).

¹¹⁴ Anon., *Sketch of the Foundation*, pp.34-9.

¹¹⁵ To a French engineer Fairbairn wrote, 'I am quite aware of the regulations which exist in France as regards the construction of boilers, but in this country we prefer that the owners of boilers should be responsible in every instance where loss of life or injury to the person arises from any neglect on their part. This is the extent of the English law, and every man is at liberty to make any description of boiler he pleases, but he must be answerable for the results. It is true, and we admit it to be the duty of every Government to afford protection to life and property, but not to interfere so as to cramp the energies and enterprise of individuals in their pursuit of knowledge, and the advancement of industrial resources', W Fairbairn to C Combes, 28 March 1863, quoted in *Life*, pp.275-6.

¹¹⁶ Anon., *Sketch of the Foundation*, p.52.

¹¹⁷ Joseph Whitworth, John Hick MP, Hugh Mason, Lavington Fletcher and C F Beyer (*BAAS1869*, p.47; *BAAS1870*, p.1).

¹¹⁸ *BAAS1869*, pp.53-4; *The Engineer*, 28, July-Dec.1869, 238.

re-introduced in 1870 and Fairbairn successfully lobbied for a Select Committee instead, but this did not take the matter much further.¹¹⁹ The Manchester Association called for compulsory inspections controlled by boards elected by steam users. By 1879, Government having done nothing, Hugh Mason, who followed Fairbairn as President of the Manchester Association and had become an MP, successfully introduced the Boiler Explosions Act (1882). For the first time boiler explosions had to be reported, and Board of Trade surveyors had to investigate and report. The number of boilers continued to increase, but the number of deaths from explosions fell.¹²⁰ More than any other, Fairbairn had driven boiler safety in the third quarter of the nineteenth-century and, eight years after his death, his approach was reflected in legislation which enhanced public safety with minimal government involvement.

Fairbairn's influence through the Manchester Steam Users' Association went beyond Britain, and not only in the field of boiler safety. In 1866, 'the most celebrated of [the Association's] offsprings came into existence' – the Alsace Association. By 1905 there were 57 similar associations in Continental Europe, and others as far afield as Calcutta.¹²¹ In 1877 Fleeming Jenkin's campaign for healthier homes inspired the Edinburgh Sanitary Protection Association, set up to inspect domestic drains, and modelled on Fairbairn's Steam Users' Association. Many cities, including London and Glasgow, set up Sanitary Protection Associations.¹²²

9.7. Patents and Patent Law Reform

Fairbairn had no aspirations to become a Member of Parliament, or to become Mayor, as his brother who became Mayor of Leeds and nephew who became an MP. However where there was legislation afoot on engineering issues that affected him, he was a campaigner, as the boiler legislation issue has shown. The patent controversy had similarities.

¹¹⁹ *Life*, pp.27-8; *The Engineer*, 30, July-Dec.1870, 206.

¹²⁰ Anon., *Sketch of the Foundation*, pp.53-5 and Fold-out chart 2.

¹²¹ Anon., *Sketch of the Foundation*, pp.67-9.

¹²² G Cookson and C A Hempstead, *A Victorian Scientist and Engineer: Fleeming Jenkin and the Birth of Electrical Engineering*, (2000), pp.165-6.

That an heroic ideology of invention continues to inform popular understanding partly results from the celebration of inventors stimulated by the outcome of the patent controversy during the third quarter of the nineteenth-century. From 1837 to 1873 Fairbairn filed nine patents, as Table 9.1.

Table 9.1: Fairbairn's Patents.

Date	No.	Patentee(s)	Brief Description
1837	7,302	Robert Smith*	riveting machine
1841	9,072	William Fairbairn	improvements in marine steam engines - direct action
1842	9,409	William Fairbairn	construction of metal ships
1844	10,166	William Fairbairn John Hetherington	Lancashire boiler
1844	10,181	William Fairbairn	mode of driving screw propellers
1846	11,401	William Fairbairn Robert Stephenson	tubular girders
1850	13,317	William Fairbairn	tubular crane
1870	810	William Fairbairn	five-tube boiler high-pressure
1873	270	William Fairbairn Thomas Beeley	Improvements to high-pressure boiler

* paid for by Fairbairn.¹²³

Historians have discussed the use of patent statistics as an indicator of invention, and as a starting point for tracking the transfer of innovations across sectors, but have faced the difficulty of not knowing how many never got beyond the drawing-board, and of those that did, how many did not work.¹²⁴ Of Fairbairn's patents, the riveting machine, Lancashire boiler, tubular girder bridge and tubular crane were eminently successful. The five-tube boiler was only successful with Beeley's later improvements. The proposed mode of constructing metal ships failed, the mode of driving screw propellers appears to have been a non-starter and it is unclear what the improvements in marine engines were. This indicates a success rate of around 55 per cent.

Patents were expensive and procedures were archaic and cumbersome. The National Association for the Reform of Patent Laws was formed in 1847. Pressure mounted as exhibitors at the Great Exhibition feared unprotected exhibits would

¹²³ *Life*, p.164.

¹²⁴ J Tann, 'Borrowing Brilliance: Technology Transfer Across Sectors in the Early Industrial Revolution', *The International Journal for the History of Engineering & Technology*, 85.1, 2015, 96-8; C MacLeod, *Inventing the Industrial Revolution*, (1988), p.5.

allow competitors free access to their designs.¹²⁵ In Manchester the Patent Reform Committee dating from 1828 was re-formed in December 1850 as the Manchester Patent Law Reform Association with Fairbairn chairing the meeting.¹²⁶ A Provisional Act was passed and the matter referred to a Select Committee which received evidence from thirty-three witnesses, including Fairbairn.¹²⁷ The outcome was uncertain as there was a strong lobby to abolish the patent laws, including leading engineers Isambard Brunel, William Armstrong and William Cubitt.¹²⁸ The debate in some ways foreshadowed that at Harvard in the mid twentieth-century where Schumpeter distinguished between invention and the entrepreneurial function of 'innovation'.¹²⁹ Others took the view that major innovations are built up of numerous incremental improvements, made over lengthy periods of time, the cumulative importance of which is of decisive economic significance.¹³⁰ There were also affinities to the debate in the 1990s between Christine Macleod and Gillian Cookson.¹³¹ Brunel's belief was,

that the most useful and novel inventions and improvements of the present day are mere progressive steps in a highly wrought and highly advanced system, suggested by, and dependent on, other previous steps, their whole value and the means of their application probably dependent on the success of some or many other inventions, some old, some new.¹³²

This was not the view of Fairbairn and the Manchester engineers who believed in a right to the ownership of intellectual property. Even in the citadel of free trade, they were not in favour of 'a fee trade in inventions'.¹³³ They pressed to retain legislation

¹²⁵ H I Dutton, *The patent system and inventive activity during the industrial revolution 1750-1852*, (1984), pp.58, 66n10.

¹²⁶ *MG*, 11 December 1850.

¹²⁷ 'Report of Select Committee of House of Lords to consider Bills for Amendment of Law touching Letters Patent for Inventions', *Parliamentary Papers*, (1851), XVIII, pp.169-182.

¹²⁸ Dutton, *Patent system*, pp.58-65.

¹²⁹ V W Ruttan, 'Usher and Schumpeter on Invention, Innovation, and Technological Change', *The Quarterly Journal of Economics*, 73.4, 1959, 597; J A Schumpeter, *Business Cycles*, (1939), Vol.1, p.84; N Rosenberg, *Perspectives on Technology*, (1976), p.67. On the time-lag between invention and innovation see the table reproduced in Rosenberg, *Perspectives*, pp.69-70, from J Enos, 'Invention and Innovation in the Petroleum Refining Industry', in *The Rate and Direction of Inventive Activity: Economic and Social Factors*, (National Bureau of Economic Research Conference Papers, 1962), pp.307-8.

¹³⁰ F Redlich, 'Innovation in Business: A Systematic Presentation', *American Journal of Economics and Sociology*, 10.3, 1951, 290; N Rosenberg, *Schumpeter and the Endogeneity of Technology: Some American Perspectives*, (2000), p.61.

¹³¹ C MacLeod, 'Strategies for Invention: the diffusion of new technology in nineteenth-century British industry', *Economic History Review*, 45.2, 1992, 290; G Cookson, 'Innovation, diffusion, and mechanical engineers in Britain, 1780-1850', *Economic History Review*, 47.4, 1994, 751-2.

¹³² I Brunel, *The Life of Isambard Kingdom Brunel, Civil Engineer*, (1870), p.492.

¹³³ W Fairbairn, 'Presidential Address', *BAAS1861*, p.lxvi.

but with patents more easily obtainable, whilst appreciating that in return for a period of monopoly, a published patent allows others to build upon it. The reformers were largely successful and the Provisional Act was replaced by the Patent Law Amendment Act 1852.

Two years later the British Association set up a committee to review patent laws. Fairbairn presented its reports in 1858 and 1859.¹³⁴ There was a very public exchange in 1861 when the President of the British Association (Fairbairn) 'rebuked' the President of the Institution of Mechanical Engineers (Armstrong) 'for his unwarranted and groundless attack on the patent system'.¹³⁵ In 1864 Fairbairn was appointed to a Royal Commission on the Working of the Patent Law. It made relatively modest proposals, one of which Fairbairn dissented from – he believed that in some cases the time for which a patent was granted should extend beyond fourteen years.¹³⁶ In 1870 the Manchester Patent Law Reform Association, under Fairbairn's presidency, petitioned Parliament.¹³⁷ In 1871 there was another Select Committee.¹³⁸ This eventually led to the Patent Law Amendment Act 1883. The patent system had survived. The controversy had affirmed 'an individualistic understanding of invention'.¹³⁹ Fairbairn, the great admirer of Watt, was one of the leaders of opinion who, along with Woodcroft and Brougham, had worked for this outcome. Nine years after his death, his views had prevailed by way of legislation.

9.8. The British Association for the Advancement of Science.

In both his boiler and patent campaigns, Fairbairn had utilised the British Association for the Advancement of Science. This was but one of the learned and professional societies in which he actively networked. In Manchester he was a member of the Literary and Philosophical Society and President 1855-60. Nationally he was a member of the engineering Institutions and President of the Mechanicals 1854-5,

¹³⁴ *BAAS1858*, pp.164-7; *BAAS1859*, pp.191-3.

¹³⁵ *MM*, 6, 1861, 141.

¹³⁶ 'Report of the Commissioners appointed to inquire into the Working of the Law relating to Letters Patent for Inventions', *Parliamentary Papers*, (1864), XXIX, p.17.

¹³⁷ *MG*, 17 March 1866, 15 August 1868, 26 January 1870; *English Mechanic and Mirror of Science*, 20 May 1870, pp.202-3.

¹³⁸ *Engineering*, 11, Jan-June 1871, 173,191-2.

¹³⁹ C MacLeod, 'Concepts of Invention and the Patent Controversy in Victorian Britain', in R Fox (ed.), *Technological Change: Methods and themes in the History of Technology*, (1996), pp.141-53.

and a Fellow of the Royal Society from 1850.¹⁴⁰ To all of them he read papers. Notable meetings of the Mechanical Engineers were in Manchester in 1857 – to coincide with the Art Treasures Exhibition - when Fairbairn unveiled the statue of James Watt which he had first advocated in 1836, and in Newcastle in 1858 when he visited the scene of his apprenticeship at Percy Main.¹⁴¹

The organisation to which Fairbairn made the greatest contribution was the British Association for the Advancement of Science, which met for an annual congress each summer in a different location. The Association influenced by the Whig spirit of reform, 'fulfilled Bacon's dream of applying knowledge to the benefit of mankind'.¹⁴² The relationship between Fairbairn and the Association was symbiotic. He gave much to it, reading papers, serving on committees and undertaking research projects. From the Association he received research grants, but by far the primary benefit was the opportunity to mix with men of scientific renown, absorbing their approach to science, and ultimately filling the Association's highest office, with all the accompanying prestige. During his 'retirement' he presented papers or reports in all but one year up to 1872, and from 1853 to 1870 he was President or a Vice President of the Mechanical Sciences Section in all but two years. Here he was amongst many of Britain's leading engineers - the names of Nasmyth, Whitworth, Vignoles, George Rennie, Armstrong, J Scott Russell, and son-in-law J F Bateman, regularly appeared. Officers of the Section included academics - Professors Rankine, Willis, Moseley, and Fairbairn's former pupil Professor James Thomson, as well as Thomas Romney Robinson of Armagh Observatory. He knew them all, and many more.

Manchester had welcomed Fairbairn and he had become a through and through Mancunian. It was he who was the driving force in wooing the BAAS to Manchester

¹⁴⁰ *Life*, pp.130, 241-2, 371, 383-4; R H Parsons, *A History of the Institution of Mechanical Engineers 1847-1947*, (1947), p.287.

¹⁴¹ Manchester: *The Engineer*, 3, Jan.-June 1857, 511; *Life*, pp.377-8; T Wyke with H Cocks, *Public Sculpture of Greater Manchester*, (2004), pp.117-8; W Fairbairn, *Observations on Improvements of the Town of Manchester*, (1836), pp.16-7. Newcastle: *The Engineer*, 6, July-Dec.1858, p.172.

¹⁴² J Morrell and A Thackray, *Gentlemen of Science. Early Years of the British Association for the Advancement of Science*, (1981), p.266; J Mokyr, *The Enlightened Economy: Britain and the Industrial Revolution 1700-1850*, (2009), p.53.

in 1861, only achieved after seven consecutive invitations.¹⁴³ For the first time, and only two years after Prince Albert had occupied the position, the President was an engineer without benefit of university education or aristocratic connections, or as *Chambers's Journal* put it,

The selection of one of the *illustrissimi* of the town, Mr William Fairbairn, Mechanical Engineer, as President, was an interesting circumstance: ... all felt how right and fitting it was that so admirable a specimen of the self-made men of industry should be put into the place of honour on such an occasion.¹⁴⁴

His Presidential Address stressed the integration of science and technology: 'If the British Association had effected nothing more than the removal of the anomalous separation of theory and practice, it would have gained imperishable renown in the benefit thus conferred'. He referred to,

the present epoch as one of the most important in the history of the world. At no former period did science contribute so much to the uses of life and the wants of society. And in doing this it has only been fulfilling that mission which Bacon, the great father of modern science, appointed for it, when he wrote that 'the legitimate goal of the sciences is the endowment of human life with new inventions and riches'.

Fairbairn may not have been a 'man of science', and may have expressed scepticism about some theoretical approaches, but he espoused and admired science and its application. It was 'engineering science' that had 'pre-eminently advanced the power, the wealth, and the comforts of mankind'. It was 'the application of science to the useful arts' which had resulted in, and would continue to result in 'the improvement of the condition of society'. He took his listeners on a tour of progress in science and engineering with accolades for his hero James Watt, his friend George Stephenson and for Manchester engineers Richard Roberts and Joseph Whitworth. There was mention of his brother, Peter Fairbairn, with reference to flax machinery; and to son-in-law J F Bateman's Glasgow water supply. He referred to the Britannia Bridge – but no mention of Robert Stephenson!¹⁴⁵

¹⁴³ L Miskell, *Meeting Paces: Scientific Congresses and Urban Identity in Victorian Britain*, (2013), pp.63-4.

¹⁴⁴ Morrell and Thackray, *Gentlemen of Science*, p.410; *Chambers's Journal of Popular Literature, Science and Art*, 28 September 1861, p.208.

¹⁴⁵ Fairbairn, 'Presidential Address', pp.li-lxiv. Did Fairbairn attend Robert Stephenson's funeral at Westminster Abbey? Julia Elton suggests not (J Elton, 'Robert Stephenson in Society' in M R Bailey (ed.), *Robert Stephenson – The Eminent Engineer*, (2003), pp.236-7, probably following the list of attendees in *The Observer*, 24 October 1859 which does not include him). However he does appear in the list of attendees in *The Engineer*, 8, July-Dec.1859, 309).

With over 3,000 attending, the Manchester meeting was a success.¹⁴⁶ At the Polygon the Fairbairns entertained five former Presidents of the Association, Sir David Brewster, Rev Vernon Harcourt, Rev Dr Robinson, Major General Sabine and Lord Wrottesley.¹⁴⁷ His Vice Presidents included the cream of Manchester's science, engineering and commercial life – Joule, Whitworth, Sir Benjamin Heywood, Thomas Bazley MP, and would have included Hodgkinson had he not recently died.¹⁴⁸ In recognition Fairbairn was offered a knighthood, which, surprisingly for one with 'an appetite for distinction', he declined.¹⁴⁹ He did however accept a baronetcy eight years later. In the meantime, as one of the city's 'most senior figures', he had unveiled its grandest public monument, the memorial to Prince Albert.¹⁵⁰

9.9. Spreading Influence – the Written Word

Whilst Fairbairn's knowledge and experience was diffused through papers to the British Association and engineering institutions, his books and other publications were also a major channel for the diffusion of useful and reliable knowledge in the third quarter of the nineteenth century, covering the fields of iron, the application of iron to construction, and the design of mills, millwork, prime movers and shipbuilding. He wrote ten books and was a significant contributor to at least five others, in addition to his many papers and reports.¹⁵¹ To his writings he brought decades of practical engineering experience as he shared and showcased his knowledge and achievements. His writing was done late into the night in his library. He could not, he noted, 'suppress the desire I always had of giving to the world such information as I had collected in the varied forms and pursuits of my profession', and he was, he added, 'pleased to see myself in print'.¹⁵² His books were generally well-received, widely read, and influential, at the same time raising the profile of their author.

¹⁴⁶ *Chambers Journal of Popular Literature*, 28 September 1861, p.208.

¹⁴⁷ *MG*, 3 September 1861.

¹⁴⁸ *BAAS1861*, p.xxviii; Morrell and Thackray, *Gentlemen of Science*, p.410.

¹⁴⁹ Fairbairn, *UFE3*, p.68; *Life*, pp.390-1.

¹⁵⁰ T Wyke, 'The Albert Memorial and the making of civic Manchester', in C Hartwell and T Wyke (eds.), *Making Manchester: Aspects of the history of architecture in the city and region since 1800. Essays in honour of John H G Archer*, (2007), p.106; *MG*, 14 January 1867; *Manchester Examiner and Times*, 24 January 1867; Wyke with Cocks, *Public Sculpture*, pp.11-6; A J Pass, *Thomas Worthington: Victorian Architecture and Social Purpose*, (1988), pp.40-52.

¹⁵¹ Appendix 9.1.

¹⁵² *Life*, pp.468, 157.

Fairbairn's two most influential books were those related to construction. *On the Application of Cast and Wrought Iron to Building Purposes* (1854) was well-received and ran to four editions, becoming a standard text for the British construction industry.¹⁵³ It was translated into French and Spanish, published in America, and available in Australia.¹⁵⁴ His *Treatise on Mills and Millwork* was originally published in two Parts (1861 and 1863). The first included water and steam power; the second power transmission and descriptions of various types of mills. *The Mechanics' Magazine*, unenthusiastic about some sections of the first Part - 'even a third- or fourth-rate man ... would have produced a much better history of mills' – nevertheless concluded that for engineers 'to neglect it is to fall behind the age'.¹⁵⁵ Part II fared better, being 'fully equal to anything Mr. Fairbairn has ever written'.¹⁵⁶ The books ran to four editions - the fourth, published in 1878, contained both Parts in one volume. There was a pirated American edition, with extracts from both Parts, published in 1867 in Philadelphia and reprinted at least five times, up to as late as 1903.¹⁵⁷ *Mills and Millwork* superseded Robertson Buchanan's earlier standard work on the subject and its continuing demand for over two decades is evidence of its wide recognition as a standard text.¹⁵⁸ W H G Armytage, choosing four books from around the mid-nineteenth-century 'which synthesized progress to date' in engineering, included *Mills and Millwork*, of which he wrote that it 'should be read by any student of the history of engineering'.¹⁵⁹

Fairbairn's third most influential work was *Iron – Its History, Properties, and Processes of Manufacture*, an expansion of his article 'Iron' in the eighth edition of

¹⁵³ C Condit, 'Buildings and Construction' in M Kranzberg, and C W Pursell Jr, (eds), *Techology in Western Civilisation*, (1967), Vol.1, p.376.

¹⁵⁴ W Fairbairn, *De l'Application de la fonte, du fer et de la tôle dans les constructions*, (translated by L Perret-Porta, 1857); W Fairbairn, *Aplicacion del hierro a las construcciones*, (translated by D E Saavedra, 1857), with *Suplemento*, (1859). The American edition was published in New York by J Wiley. *Sydney Morning Herald*, 28 July 1858; *South Australian Register* (Adelaide), 6 April 1857.

¹⁵⁵ *MM*, 19 April 1861, 273-4.

¹⁵⁶ *MM*, 9 October 1863, 700.

¹⁵⁷ W Fairbairn, *The Principles of Mechanism and Machinery of Transmission, comprising the principles of mechanism, wheels and pulleys, strength and proportions of shafts, couplings for shafts, and engaging and disengaging gear*, (1867) - comprising extracts from Part I and more extensively from Part II of Fairbairn, *M&MW*.

¹⁵⁸ R Buchanan, *Practical Essays on Mill Work and other Machinery with Notes and Additional Articles ... by Thomas Tredgold ... revised into a Third Edition by George Rennie*, (3rd ed. 1841).

¹⁵⁹ W H G Armytage, *A Social History of Engineering*, (1976), p.152.

Encyclopaedia Britannica. It ran to three editions, each revised and enlarged, and was translated into French.¹⁶⁰

9.10. Looking Ahead - Submarine Cables, Steel and Aeronautics

Fascinated as he was with engineering history, on which he wrote and lectured,¹⁶¹ Fairbairn's experimental engineering in 'retirement' looked forward. Besides his experiments assisting the building of safer and more powerful boilers, and on metal fatigue relevant to the safety of bridges, there was work in three newer fields of engineering – submarine telegraphy, steel and aeronautics.

Fairbairn brought his expertise to bear on two aspects of the great engineering achievement of the 1860s, the successful Atlantic cable. Following the failure of the 1858 attempt, Government set up a ten-strong Commission, which took evidence from forty people, and produced a comprehensive and optimistic report.¹⁶² One of its members was William Fairbairn.¹⁶³ The Commission, needing to know the most effective insulating material for the cable, given the pressures involved, requested Fairbairn to investigate. Fairbairn's Lever was used with a modification similar to that used by Hopkins.¹⁶⁴ A more complex experiment was also attempted, to compare the loss of electric charge through different insulators under pressure. The results, whilst lacking conclusivity, were sufficient to endorse a system of alternate coats of Chatterton's compound and gutta-percha. Four layers of each were used in both the

¹⁶⁰ W Fairbairn, *Iron -Its History, Properties, and Processes of Manufacture*, (1859); W Fairbairn, *Le Fer – Son Histoire, ses Propriétés et ses Différents Procédés de Fabrication*, (translation by G Maurice, 1864).

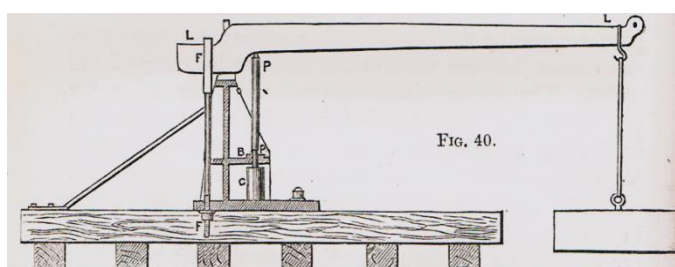
¹⁶¹ W Fairbairn, *Three Lectures on the Rise and Progress of Civil and Mechanical Engineering and on Popular Education*, (1859); Fairbairn, *UlfE2*, pp.187-243; Fairbairn, 'Presidential Address'; W Fairbairn, 'The Rise and Progress of Manufactures and Commerce and of Civil and Mechanical Engineering in Lancashire and Cheshire', forming Division IV of T Baines, *Lancashire and Cheshire, Past and Present*, (1869).

¹⁶² 'Report of the Joint Committee appointed by the Lords of the Committee of the Privy Council for Trade and the Atlantic Telegraph Company to inquire into the Construction of Submarine Telegraph Cables; together with the Minutes of Evidence and Appendix', *Parliamentary Papers*, 1860[2744], p.xxxvi.

¹⁶³ G Seward, *The Trans-Atlantic Submarine Telegraph: A Brief Narrative of the Principal Incidents in the History of the Atlantic Telegraph Company*, (1878), pp.44-5. Robert Stephenson died and James Wortley became ill, leaving eight. In the same year, 1861, that the Committee presented its Report, the Saturday evening soirée at the British Association meeting in Manchester – Fairbairn's presidential year – was devoted to 'electric telegraphs' (*MM*, 6, 1861, 125).

¹⁶⁴ See Chapter 7. Dry samples of insulators were weighed, subjected to pressure in a cylinder of water, surface-dried, and re-weighed to determine the amount of water absorbed. Measurements were recorded at pressures equivalent to a depth of 8.72 miles and at different temperatures.

1865 and the successful 1866 cables. The Commission's Report sets out details of Fairbairn's experiments.¹⁶⁵



Illus. 9.9: Fairbairn's Lever as used for testing insulating materials for the Atlantic Cable¹⁶⁶

The Atlantic Telegraph Company set up its own Scientific Committee comprising Douglas Galton, William Fairbairn, Charles Wheatstone, Joseph Whitworth and William Thomson (later Lord Kelvin).¹⁶⁷ When tenders for a new cable were invited, about sixty different samples by Glass Elliot & Co and some by other firms, were delivered to Fairbairn's Ancoats works where Fairbairn and Whitworth instituted tests to determine the weight, breaking strain, and specific gravity of each cable, together with tests on each component of the cables. On the results of their tests, the Committee recommended cable No.46 of Glass Elliot & Co.¹⁶⁸ However, Glass Elliot could not afford to finance the work, including the gutta-percha insulation and, driven by John Pender, merged with the Gutta Percha Company to form the Telegraph Construction and Maintenance Co Ltd ('Telcon'), which entered a contract with Daniel Gooch's Great Eastern Steamship Co to lay the 1865 cable.¹⁶⁹ The *Great Eastern* sailed from the Nore to Valencia, in south-west Ireland, where cable-laying was to commence. Fairbairn was on board as far as Valencia.¹⁷⁰ The attempt failed when the cable broke and could not be recovered.¹⁷¹ The Atlantic Telegraph Company's Act of Parliament would not allow it to raise money as intended, by way

¹⁶⁵ 'Report of the Joint Committee', pp.xx, 342-9; Fairbairn, *UIFE3*, pp.244-75. Chatterton's compound was constituted from three parts gutta-percha, one part rosin and one part Stockholm tar. Gutta-percha is natural latex produced from the sap of a tropical tree, *palaquium gutta*, native to southeast Asia and northern Australasia.

¹⁶⁶ Fairbairn, *UIFE3*, p.256.

¹⁶⁷ Seward, *Trans-Atlantic Submarine Telegraph*, p.48; *UIFE3*, p.275.

¹⁶⁸ 'Report of the Scientific Committee appointed to consider the best form of Cable for submersion between Europe and America', (21 October 1863), reproduced in Seward, *Trans-Atlantic Submarine Telegraph*, pp.50-1; Fairbairn, *UIFE3*, pp.276-89; *MM*, July-Dec.1864, 204.

¹⁶⁹ G Cookson, *The Cable. The Wire That Changed the World*, (2003), pp.137-40

¹⁷⁰ W H Russell, *The Atlantic Telegraph*, (1865), pp.42-3.

¹⁷¹ W Fairbairn, 'On Some of the Causes of Failure of Deep Sea Cables', *BAAS1865*, pp.178-84; Fairbairn, *UIFE3*, pp.317-25; *CE&AJ*, 28, 1865, 298.

of Preference Shares. Gooch and Pender established a new company to take over the project, new cable was obtained, and the *Great Eastern* left Greenwich on 30 June 1866 on the successful attempt - and the 1865 cable was recovered, a feat which Fairbairn considered 'one of the most successful triumphs of marine engineering'.¹⁷² By this time William and Thomas Fairbairn and Pender were on the board of the newly-incorporated Fairbairn Engineering Co Ltd, and in 1870 Thomas would join the Telcon board.¹⁷³

If the world was waiting for one key invention in the mid-century, it was a way of mass manufacturing malleable steel, and famously Henry Bessemer found it. Fairbairn was at the British Association meeting in 1856, when Bessemer announced, to some scepticism, his new system for the manufacture of malleable steel.¹⁷⁴ Both Bessemer and Fairbairn had been searching for this - Fairbairn by the fusion of malleable scrap with the pig iron, in a cupola furnace, but this had failed. Bessemer was aware that this was so, and wrote, 'In my experiments I avoided the difficulties inseparable from Fairbairn's method, by employing a reverberatory furnace'.¹⁷⁵ Bessemer was by no means the first to make steel, but before his process its hardness and brittleness rendered it 'unfit to take the place of [wrought] iron for general purposes'.¹⁷⁶ Fairbairn celebrated Bessemer's achievement. In September 1858 he was the recipient of 'a first sample order' of Bessemer steel boiler-plates, and in 1861 he devoted a whole chapter of the first edition of *Iron* to 'Bessemer's Process'.¹⁷⁷ In 1865 Bessemer estimated steel production would be

¹⁷² *The Observer*, 1 July 1866; Fairbairn, *UlfE3*, pp.324-5; Cookson, *The Cable*, pp.145-9.

¹⁷³ See Chapter 10.

¹⁷⁴ H Bessemer, 'On the Manufacture of Malleable Iron and Steel without Fuel', *The Times*, 14 August 1856; H Bessemer, *Sir Henry Bessemer, FRS. An Autobiography*, (1905), pp.154-61; Fairbairn, *Iron*, p.131; Smiles, *James Nasmyth*, pp.353-4.

¹⁷⁵ Bessemer, *Bessemer*, pp.138-9. In a reverberatory furnace the metal is not in contact with the fuel, whereas in a cupola furnace it is.

¹⁷⁶ Steel is an alloy of iron and a small amount of carbon, with sometimes other trace elements. Before Bessemer steel was relatively expensive and difficult to make. It was made in small quantities and used for tools, swords and cutlery. Krupp exhibited steel axles at the 1851 London Exhibition (E H Ahrons, *The British Steam Railway Locomotive 1825-1925*, (1927), p.165; Fairbairn, *Iron*, p.149).

¹⁷⁷ Bessemer, *Bessemer*, pp.180, 220-1; Fairbairn, *Iron*, pp.131-68.

6,000 tons per week, up from 400 tons per week fifteen years earlier.¹⁷⁸ Steel was *the* new material, and engineers were crying out for reliable knowledge about it.¹⁷⁹

The British Association's 1866 Committee appointed Fairbairn and Tate 'to test the improvements in the manufacture of iron and steel'.¹⁸⁰ The following year Fairbairn presented the results of 1,915 experiments on 52 steel samples, from nine Sheffield manufacturers, including Bessemer. It tabulated the transverse, tensile and compressive strains of each sample. Tate produced the formulae in the paper and the results were widely disseminated.¹⁸¹ Fairbairn and Tate were reappointed and at the 1869 BAAS meeting Fairbairn reported on another 45 samples, plus tests on a steel girder.¹⁸² There was little that was novel about these experiments, apart from the material. They followed a similar pattern to earlier experiments on cast-iron and wrought-iron. But, with the flow of steel increasing and replacing wrought-iron, Fairbairn and Tate served the engineering industry by making useful and reliable knowledge of its properties available, thus further accelerating steel's widespread adoption. For Rosenberg and Vincenti, steel, which came into structural use later than the Britannia Bridge about which they write, played 'no role in our story'. Had they looked ahead to the engineering industry's use of the results of Fairbairn & Tate's experiments with steel they would have found them to undermine the thesis that technology did not involve the application of knowledge derived from science.

¹⁷⁸ H Bessemer, 'On the Manufacture of Cast Steel, its Progress, and Employment as a Substitute for Wrought Iron', *BAAS1865*, p.172.

¹⁷⁹ Available information included a few tests on Bessemer steel by Wilmot, which Fairbairn included in the first edition of *Iron* (Fairbairn, *Iron*, pp.213-4) and tests on axle steels by Wöhler in Germany (Ahrons, *British Steam Railway Locomotive*, p.165).

¹⁸⁰ *BAAS1866*, p.xliii.

¹⁸¹ W Fairbairn, 'Experimental Researches on the Mechanical Properties of Steel', *BAAS1867*, pp.161-274; *The Engineer*, 13, July-Dec.1867, 233-7; W Fairbairn, 'On the Mechanical Properties of Iron and Steel', *Quarterly Journal of Science*, 5, 1868, 10-14; Fairbairn, *Iron*, (3rd ed. 1869), pp.310-32 and Tables I - III.

¹⁸² *BAAS1867*, p.lxiv; W Fairbairn, 'Experimental Researches on the Mechanical Properties of Steel', *BAAS1869*, pp.96-150. The samples were from the Barrow Haematite Company, and the Heaton Steel and Iron Company. *The Engineer*, 28, July-Dec.1869, 130-6; *Engineering*, 8, July-Dec.1869, 152-3; W Fairbairn, *An Experimental Enquiry into the Strength, Elasticity, Ductility, and other properties of Steel manufactured by the Barrow Hæmatite Steel Company*, (1869). Aged 80 one might have expected that this would be Fairbairn's last paper on steel. It was not. Following a fatal rail accident near Hatfield in 1870 caused by the breaking of a steel tire (sic), the inquest found that it was 'caused by the intensity of the frost'. It was not, and Fairbairn, in a paper read to the Manchester Literary and Philosophical Society in January 1871, set out the reasons why it was not and advised how such accidents could be avoided (W Fairbairn, 'On the Properties of Iron and Steel as applied to the Rolling Stock of Railways', *Proceedings of the Literary and Philosophical Society of Manchester*, 10, 1870-1, 86-91). This was endorsed by James Joule in a following paper (J P Joule, 'On the Alleged Action of Cold in rendering Iron and Steel Brittle', (*Proceedings of the Literary and Philosophical Society of Manchester*, 10, 1870-1, 91ff).

They would also have seen that Fairbairn was a transitional figure, not just from cast-iron to wrought-iron, but from cast-iron to the advent of steel, via wrought-iron of which he was an acknowledged master.¹⁸³

Fairbairn remained at the forefront of the transport revolution. In 1862 he was appointed to the British Association's Balloon Committee. Grants enabled a programme of scientific ascents on a scale never previously attempted.¹⁸⁴ But it is not for his part in this, that Fairbairn is remembered in the context of aeronautics. The Aeronautical Society of Great Britain was founded in 1866 and Fairbairn joined its Council later that year. The first Aeronautical Exhibition was held in 1868, when the Jurors' Report stated that 'with respect to the abstract question of mechanical flight ... we are still ignorant of the rudimentary principles which should form the basis and rules of construction'.¹⁸⁵ The minutes of early meetings of the Society show that Fairbairn urged experiments to provide data of the reactions and forces on surfaces in atmospheric currents.¹⁸⁶ He did not think it would be difficult to obtain this data.¹⁸⁷ An Experimental Committee was formed and by the end of 1870 the first wind tunnel in the world had been built at Penn's works at Greenwich.¹⁸⁸ The Society's 1870 Report referred to the inauguration of systematic experiments on the connection between the pressure and velocity of air, which, it was believed, was the only data 'on which a true science of aeronautics can be founded ... and Sir William Fairbairn, FRS, will afford all the aid in his power' to these tests.¹⁸⁹ The following year Fairbairn's age and health forced his retirement from the project.¹⁹⁰

¹⁸³ Rosenberg and Vincenti, *Britannia*, pp.73, 82n4; H J Hopkins, *A Span of Bridges: An Illustrated History*, (1970), p.128, 'Fairbairn, the greatest of the Victorian Ironmasters'.

¹⁸⁴ *BAAS1864*, pp.iv, 193-326; L T C Rolt, *The Aeronauts: A History of Ballooning 1783-1903*, (1966), p.192.

¹⁸⁵ J L Pritchard, 'A century of British Aeronautics: the Royal Aeronautical Society, 1866-1966', *Journal of the Royal Aeronautical Society*, 70.661, 1966, 7-11.

¹⁸⁶ Thirty years earlier he had constructed an apparatus fitted to the front of a train to measure air resistance (E Hodgkinson, 'Report on Experiments on the Resistance of Air, *BAAS1842*, p. 211).

¹⁸⁷ Pritchard, 'Century of British Aeronautics', 11.

¹⁸⁸ Smith, *Contribution*, p.6; *Journal of the Royal Aeronautical Society*, 61, 1957, pp.160-1; R Hartree, *John Penn and Sons of Greenwich*, (2008), p.73. (Fairbairn was not President of the Aeronautical Society, as stated by Hartree. The Duke of Argyll was President from 1866-1895).

¹⁸⁹ 'Annual Report of the Aeronautical Society of Great Britain, 1870', quoted in Smith, *Contribution*, p.6.

¹⁹⁰ Smith, *Contribution*, p.6.

9.11. The End of a Full Life

In October 1873, Fairbairn, in his capacity as a Governor, played host to the Duke of Devonshire at the opening of Owens College - the future Manchester University. It was a cold day and Fairbairn caught bronchitis from which he never recovered. In the following July, he was at Moor Park, Farnham with his daughter, Anne, and son-in-law, J F Bateman, to whom Fairbairn was closer than to any of his sons. There, on 18 August 1874, William Fairbairn died, aged 85.¹⁹¹ The cortege from the Polygon passed through Piccadilly and down Market Street to Prestwich Parish Church, where the tomb remains.¹⁹² That tens of thousands of Mancunians turned out for the funeral is witness to his standing in the city he had made his home.¹⁹³ His national and international repute and influence were attested to by the many obituaries, including portraits in *The Illustrated London News*, *Allgemeine Deutsche Polytechnische Zeitung*, and on the title page of *Scientific American*, which described him as ‘the author of experiments and works which have changed the whole practice of iron construction: to few men do the engineering profession and the great metal industries of the world owe so large a debt’.¹⁹⁴

William and Dorothy had been married for 58 years, and the Polygon had been their home for 35 of them. His personal estate was ‘sworn under £120,000’, equivalent to around £7.5M in 2015. This figure may be misleading as much of his wealth would previously have been in the firm, which he had passed to his sons. His will made provision for Dorothy: £500, use of the Polygon and the interest from £25,000 for life. He left £18,000 to the surviving sons, William Andrew and Adam, £16,000 to his daughter Anne, and £6,000 to his grandson Edward Cleather Fairbairn (whose father, Peter, had died whilst Edward was an infant) with the residue of the estate to his eldest son Thomas.¹⁹⁵ The family engaged William Pole to write a biography.¹⁹⁶

¹⁹¹ *Life*, pp.428-31. On Bateman, see Russell, ‘John Frederick La Trobe-Bateman’, 119-138.

¹⁹² Prestwich churchyard visited 2013.

¹⁹³ *Life*, p.433.

¹⁹⁴ *ILN*, 29 August 1874, p.205; *Allgemeine Deutsche Polytechnische Zeitung*, 12 September 1874; *Scientific American*, 5 September 1874, p.143.

¹⁹⁵ *MG*, 2 October 1874. The evidence suggests that Edward Cleather in fact died a few months before his grandfather (<http://fairbairn.lornahen.com/lineages/defairbairnjohndersonhelen.htm> (accessed 10 February 2014)).

¹⁹⁶ *Life*, p.v.

The Fairbairn Memorial Committee commissioned a statue by the relatively unknown E E Geflowski.¹⁹⁷

9.12. Conclusion

All the indications are that Fairbairn thoroughly enjoyed his retirement, meeting engineering challenges, experimenting and writing, without the day-to-day pressures of contracting and management. The chronology of this phase of his career, and in particular that Fairbairn was active in retirement for twenty years, has not been adequately appreciated. Thus Musson implies that a factor in the demise of the firm was that 'in later life' Fairbairn 'was perhaps too much concerned with being a public figure and establishing his status as a scientist and writer', apparently not appreciating that in these later years he had no significant part in the management of the firm.¹⁹⁸

Fairbairn's achievements in retirement were more than most people achieve in a lifetime and his influence was never greater than during these two decades. His advice was sought, his publications were read, his talks were listened to, and his peers heaped honours upon him. The breadth of his interests was wide, encompassing buildings, bridges, boilers, cables, steam, steel, patents, public health and education, yet all linked together by the common thread of engineering. His research provided useful and reliable knowledge for boilermakers, steam-engine builders, and bridge builders; and there were important contributions to submarine cables and the properties of Bessemer steels. Some of Fairbairn's major research took place in these later years - research giving him 'a unique place' as a nineteenth century experimental engineer.¹⁹⁹


¹⁹⁷ *Life*, p.446. Pole incorrectly refers to Emanuel Edward Geflowski as 'G E Geflowski'. By commissioning Geflowski, after much acrimony, the Committee dealt a blow to Thomas. The Committee's decision appeared irregular and was surprising given that Hugh Mason, a Committee member, mobilised support amongst subscribers for Woolner. That Geflowski was to charge £840 compared with Woolner's £1,500 is unlikely to have been an issue as the Committee had raised £2,700 (Wyke, with Cocks, *Public Sculpture of Greater Manchester*, pp.41-2). Much more likely is that Thomas Fairbairn and his Pre-Raphaelite friends were still treated with suspicion by many in Manchester (see Chapter 10). Thomas had to make do with a plaque by Woolner in Cross Street Chapel (*Life*, pp.457-8). The plaque was destroyed in the blitz.

¹⁹⁸ A E Musson, 'Introduction' to 1970 facsimile edition of *Life*, p.xx.

¹⁹⁹ Smith, *Contribution*, pp.6-7.

His scheme for boiler inspections was widely adopted, reducing boiler explosions and the fatalities and injuries caused by them. His approach was incorporated into legislation eight years after his death. Similarly his approach to patent law influenced the Patent Law Amendment Act of 1883. Having ascended to the height of his profession by the time of his 'retirement', Fairbairn remained there for the rest of his life, as he remained within walking distance of Ancoats. The large crowds of ordinary Mancunians witnessing his funeral was a mark of the esteem in which he was held in the city which he had made his home for sixty years. His effusive worldwide obituaries were evidence of the high international reputation of his diverse engineering achievements.

Chapter 10: Thomas Fairbairn and the Demise of a Great Company



William Holman Hunt, *Thomas Fairbairn* (1873)¹

10.1. Introduction.

This thesis is about William Fairbairn and the company he founded. One of the main questions addressed is why the company failed only twenty-one years after Fairbairn retired from its management, and within a year of his death. In order to answer this it is essential to understand his son Thomas Fairbairn. Secondary material shows no awareness that by 1859 Thomas was the sole owner of the Fairbairn company, nor of his early use of the 1862 Companies Act to realise capital from the company to become a country landowner. While a number of reasons have been put forward for the demise of the Fairbairn concern, none of them refer to the role played by Thomas. What little has been written about him is almost all confined to his important roles in the art world for which he was offered a knighthood at age 34.²

This chapter describes the activities of the Fairbairn company from William's retirement at the beginning of 1854 to its voluntary liquidation in 1875 and final winding up in 1899. During these years Thomas successively occupied the roles of partner in the family business, sole proprietor, chairman of the limited company and joint liquidator. The chapter contains material about Thomas's roles in the art world

¹ J Bronkurst, *William Holman Hunt: A Catalogue Raisonné*, (2006), Vol.1, p.236.

² He is the subject of an entry in the *Oxford Dictionary of National Biography* where the index describes him as 'art administrator and patron' (J Bronkurst, 'Fairbairn, Sir Thomas, second baronet (1823-1891)', *Oxford DNB on-line*, (2004), (accessed 1 October 2015)).

and his 'gentlemanly capitalism' because this is needed to understand the decline and demise of the company.

We have seen that Thomas was denied a university education by the firm's financial problems in the early 1840s. It has also been shown that Thomas proved himself by 'bringing the disastrous Millwall concern to a close'.³ He spent eight years there, excepting ten months in 1841-2 which he spent in Italy. We know nothing about that Italian period, of where he went or whom he met, but it appears to have been immensely formative.⁴ His subsequent love of art and his organisational brilliance are both illustrated by the Manchester Art Treasures Exhibition.

10.2. Exeat the Family

Thomas returned to Manchester in 1848 with his new wife, Allison Callaway, daughter of a Chiselhurst surgeon.⁵ He was soon active in Manchester life, but that included neither Cross Street Chapel nor the Literary and Philosophical Society.⁶ By 1857 the Thomas Fairbairns had moved to Northwood, Sedgley Park – a villa far more grandiose than his parents' home at the Polygon.⁷ At the Ancoats works Thomas appears to have looked after the locomotive department. By the late 1840s the family firm was successful and prosperous, with steam engines and tubular-girder bridges to the fore, and the Millwall losses made good. When William Fairbairn stood down from the management of the firm in favour of his sons Thomas, William Andrew and George at the beginning of 1854, it was on the crest of a wave of success and renown.

For the following twenty years William retained his office at the works and for most of those years had a personal assistant who was based there. There is no evidence of

³ See p.159.

⁴ *Life*, p.342.

⁵ J Bronkhurst, 'Fruits of a Connoisseur's Friendship: Sir Thomas Fairbairn and William Holman Hunt', *The Burlington Magazine*, 125, 1983, 587n9.

⁶ He was on the Council of The Manchester School of Art (*Manchester Times*, 2 August 1864) and on the committee of The Patriotic Fund, to support dependants of servicemen killed in the Crimea (*MG*, 11 November 1854) and was a Magistrate (*MG*, 10 January 1855). The first of Thomas's nine children was born in 1850 and baptised at Manchester Cathedral – the Unitarian roots had been cut (G J Eagling, and A F Dimmock, *Sir Arthur Henderson Fairbairn 1852-1915*, (2006), pp.4-5).

⁷ Almost opposite the main gate to Heaton Hall, it no longer exists but clearly was a splendid house, with lodge and drive, and extensive gardens. No photograph of it has been found.

his intervening in the running of the company during those years, although he clearly took an interest in the engineering work – for example in 1862 he tested a model of a bridge to cross the Tay at Dalguise,⁸ and 1869, when the roof of the Albert Hall was pre-assembled in Fairbairns' yard, he is said to have 'modified some of the details'.⁹ The research and consultancy work William undertook did generate some commissions for the company, but they were mainly discrete one-off commissions such as the Dinting and Mottram viaducts. More important to the company was William Fairbairn's name and high profile, particularly through his Presidency of the British Association, giving potential customers the feeling of on-going stability and reliability. When the company was floated in 1864 his name was high on the list of directors (despite his reservations about limited liability)¹⁰ but he played no part in its management. When, aged eighty-three, he retired from the board, the company stressed that he had not retired from 'his interest in the establishment'.¹¹

All the indications are that the relationship between William and Thomas was cool. Father and son, both endowed with great gifts, were very different in everything else. William invested in the latest machine tools; Thomas, with acute perception, in avant-garde art. William attended Cross Street Chapel; Thomas did not. William lived all his life within walking-distance of his works; Thomas moved to a landed estate in Hampshire. William's friends were leading engineers and scientists; Thomas's friends included bohemian artists. William conducted experiments and wrote books; Thomas did neither. It was perhaps in their approach to business that father and son differed most significantly. Whereas William had developed his business through innovative engineering, which had made and lost fortunes, Thomas's approach was that of a trader, which sought to ensure that money was made and retained. But this was a short-term approach which left the company starved of innovation and investment, which boded badly for the future.

By the mid-1850s all was not well at Ancoats. In 1856 George resigned from the partnership, aged only 26.¹² The reasons for this are not known but the indications

⁸ Fairbairn, *Application*, (3rd ed. 1864), pp.123-36; Walker, *Unwin*, p.49.

⁹ *RIBA, Sessional Papers, Session 1871-2*, p.90.

¹⁰ *MG*, 19 January 1864; *MPICE*, 11, 1852, 475.

¹¹ *The Times*, 17 April, 1872.

¹² *London Gazette*, 15 August 1856; *Manchester Times*, 16 August 1856.

are that he had few abilities, and he had poor health which may have been a factor.¹³ In 1859 William Andrew retired, aged 35, to become a 'private gentleman' in London.¹⁴ Again there is no hard evidence why this occurred but Thomas's virtual absence from the business for the two years 1856-7 may have caused more than a little tension with William Andrew. The presumption is that Thomas bought out George and William Andrew. In any event, by 1860 the Fairbairn company had but one owner, Thomas Fairbairn.

Thomas chose not to engage in hands-on management at Ancoats. In 1860 he appointed Henry Harman (1815-1875) as Manager, a post which Harman held until ill-health forced his retirement in 1873.¹⁵ He had served an apprenticeship with Maudslay & Field and was a competent engineer, but no entrepreneur.¹⁶ Prior to joining Fairbairns he had been Chief Engineer of the Manchester Steam Users' Association.¹⁷

10.3. Art and Exhibitions

Thomas's activities during his two-year virtual absence from the firm in 1856-7 provide evidence of his outstanding organisational and entrepreneurial abilities.¹⁸ They also show where his interests and priorities lay. Thomas had developed a thirst for art without which it is unlikely that either the Manchester Art Treasures Exhibition or his fruitful friendship with John Pender would have occurred. Visiting the Royal Academy in 1853 he encountered Holman Hunt, resulting in his commissioning *The Awakening Conscience* - which excited comment then, as now - and a lifelong friendship with Hunt.¹⁹ Through Hunt he commissioned a marble group of his two

¹³ He died in 1868 at Offenbach, aged only thirty-eight (*MG*, 7 December 1868).

¹⁴ *Life*, pp.330-1; G B Smith, *Leaders of Modern Industry, Biographical Sketches*, (1894), p.371. From around 1870 William Andrew lived in Holland Park. This was not his father's house as suggested by R Dixon and S Muthesius, *Victorian Architecture*, (1978), pp.61-2, following F H W Sheppard (ed.), *Survey of London: volume 37: Northern Kensington*, (1973).

¹⁵ Hayward, 'Fairbairns', p.3.1; Anon., *A Sketch of the Foundation and of the Past Fifty Years' Activity of the Manchester Steam Users' Association for the Prevention of Steam Boiler Explosions and for the Attainment of Economy in the Application of Steam*, (1905), pp.32-3.

¹⁶ *MPIME*, January 1876, 20-1.

¹⁷ *MG*, 19 January, 1864.

¹⁸ B Bolton and J Thompson, *Entrepreneurs: Talent, Temperament, Technique*, (2nd ed. 2004), pp.16-7, where the definition of entrepreneur is broadened from the purely commercial.

¹⁹ Bronkhurst, 'Fruits', 588; W H Hunt, *Pre-Raphaelitism and the Pre-Raphaelite Brotherhood*, (1905), Vol.1, pp.347-8; C Arscott, 'Employer, Husband, Spectator: Thomas Fairbairn's Commission of the *Awakening Conscience*' in J Wolff and J Seed, (eds.), *The Culture of Capital: Art, Power, and the*

youngest surviving children, from the Pre-Raphaelite sculptor, Thomas Woolner.²⁰ That four paintings from Thomas's collection are in the Tate today, and others are displayed in major galleries, is a telling testimony, as Holman Hunt put it, to his 'immense instinct for what is good in Art'.²¹

Fairbairns exhibited a high-pressure engine and a tubular crane at the Dublin Exhibition in 1853.²² There Thomas met J C Deane, an Assistant Secretary to the Exhibition.²³ It was Deane who had the vision of an exhibition of the Art Treasures of England, identified Manchester as the venue, and Thomas Fairbairn as the man to make it happen.²⁴ Thomas raised guarantees of £74,000 'from some of Manchester's leading citizens', obtained estimates for the building, and helped obtain Prince Albert's support.²⁵ In May 1856 Thomas was appointed Chairman with Deane as Commissioner.²⁶ They faced a daunting task – the Exhibition was to open in fifty weeks. A site was obtained in Old Trafford, the building erected and loans of 16,000 exhibits organised.²⁷ On 5 May 1857 Albert opened the Exhibition, with Thomas

Nineteenth-century Middle Class, (1988). Having lived with the picture, Thomas prevailed on Hunt to repaint the girl's face. It was further modified in 1879 at the insistence of Allison, who perhaps did not wish her home decorated with a picture of someone with Annie Miller's reputation (Bronkhurst, 'Fruits', 588, 594, 597. See also D Holman-Hunt, *My Grandfather, His Wives and Loves*, (1969)).

²⁰ Hunt, *Pre-Raphaelitism*, Vol.2 .p.160-2. William Bell Scott, the painter, dropping in at Woolner's in February 1864, 'came upon a large party over their wine after dinner. Tennyson, Holman Hunt, the two Palgraves, Fairbairn, Spedding, and a lot more' (A Woolner, *Thomas Woolner, RA, Sculptor and poet: His Life and Letters*, (1917), pp.148, 158.

²¹ The four in the Tate are: William Holman Hunt, *The Awakening Conscience*; Augustus Egg, *Beatrix Knighting Esmond*; W F Witherington, *The Hop Garland*; and John Brett, *Glacier of Rosenloui* (Hunt to Lear, February 1860, quoted in Bronkhurst, 'Fruits', p.597).

²² The Exhibition was financed (at personal loss) by William Fairbairn's friend William Dargan, on whom see F Mulligan, *William Dargan: An Honourable Life 1799-1867*, (2013); *Official Catalogue of the Great Industrial Exhibition 1853*, (1853), p.48. The steam-engine was ordered by the committee - effectively Dargan - to drive exhibited machinery. Thomas loaned J B Pyne's *View of Palanza on the Lake Maggiore*, which featured a Fairbairn iron steamboat, (MG, 26.08.1848; <http://www.gac.culture.gov.uk/work.aspx?obj=29747> (accessed 07.04.11)).

²³ Deane was not 'a wealthy cotton manufacturer' (T Hunt, *Building Jerusalem: the Rise and Fall of the Victorian City*, (2004), p.163). Son of the Irish architect Sir Thomas Deane, he was a non-practicing barrister, who later became Secretary to the Anglo-American Telegraph Company and chronicler of the successful 1866 Atlantic Telegraph expedition. Described by W H Russell as 'a colourful character', he was a bankrupt for some years. He died in poverty in Italy in 1887 (S Roberts, 'John Connellan Deane', at <http://atlantic-cable.com/CablePioneers/Deane/index.htm> (accessed 11 April 2015).

²⁴ *Exhibition of Art Treasures of the United Kingdom held at Manchester in 1857. Report of the Executive Committee*, (1859), p.2.

²⁵ *Report of the Executive Committee*, pp.2, 6. Thomas, his father William, brother William Andrew and brother-in-law J F Bateman guaranteed £500 each, Thomas's art-collecting friends Augustus Novelli and John Pender, £1,000 and £500 respectively, Thomas Bazley £1,000. (*Report of the Executive Committee*, Appendix XX).

²⁶ *Report of the Executive Committee*, p.6.

²⁷ E A Pergam, *The Manchester Art Treasures Exhibition of 1857: Entrepreneurs, Connoisseurs and the Public*, (2011), pp. 26-7.

reading an address to the Prince.²⁸ On 29 June Victoria and Albert visited, staying with the Earl of Ellesmere, whilst Thomas and Allison hosted Lord Palmerston, the Prime Minister, and Lady Palmerston.²⁹ The Queen knighted the Mayor but Thomas declined the offered knighthood.³⁰ It was an exhibition of international importance, larger and of higher quality than anything previously staged in Britain.³¹



Illus. 10.2: Louis Haghe, *Thomas Fairbairn handing over the address to the Prince Consort* (detail), at the opening of the Manchester Art Treasures Exhibition, 1857.³²

Thomas Fairbairn was the entrepreneurial force behind the Manchester Art Treasures Exhibition, but there was a heavy cost.³³ On 30 December, at a déjeuner for the Executive Committee and others (including Fairbairn's art-collector friend John Pender) the new Mayor, Ivie Mackie, had some observations,

²⁸ *The Observer* 10 May 1857.

²⁹ *MG*, 30 June 1857.

³⁰ *MG*, 5 July 1857. One explanation was: 'It was not because he undervalued honours bestowed by the hand of royalty; but he held that such honours can answer their proper end only in being discriminative. At present knighthood is vulgarised in England. Gained by persons whose sole claim is money or mayoralty, and whose chief function in society is to vend this bane or the other, knighthood can be desired by none who are conscious of solid worth' (*Cassells Illustrated Family Paper*, New Series 2.31, 3 July 1858, 71-2).

³¹ F M L Thompson, *Gentrification and the Enterprise Culture: Britain 1780-1980*, (2001), p.116; Pergam, *Manchester Art Treasures Exhibition*, p.277; G Waterfield, 'A culture of exhibitions: the Manchester Art-Treasures Exhibition in context', *Bulletin of the John Rylands University Library of Manchester*, 87.2, 2005, 36. For a different and adverse view of the Exhibition see M T W Plampin, 'From Rio to Romola: Morality and Didacticism in the English Appreciation of Early Italian Art 1836-1863 (University of Plymouth PhD Thesis 2001), pp.172-295. Plampin's later historical novel, *The Street Philosopher*, (2009) confuses Thomas Fairbairn with his father. Thomas lived at Northwood, not the Polygon. Paintings were not loaned to the Exhibition from the Polygon, and William did not hold balls at the Polygon. Nor was the Polygon ever associated with 'immeasurable complacency'.

³² T Hunt and V Whitfield, *Art Treasures in Manchester: 150 years on*, (2007), front cover.

³³ U Finke, 'The Art-Treasures Exhibition', in J H G Archer (ed.), *Art and architecture in Victorian Manchester*, (1985), p.124.

The time that these gentlemen had devoted to the undertaking was not, perhaps, sufficiently known to many members of the community; but he knew for himself, that Mr. Fairbairn and others had devoted their whole time to the work throughout; and most of those present knew enough of the active management of a large business to be able to appreciate the sacrifice involved in being absent from it so long and continuously.

It is unlikely that the Mayor appreciated just how pertinent his words were. Apart from everything else, the Executive had 327 formal meetings.³⁴

10.4. Set-backs and Opportunities: Thomas Fairbairn leaves Manchester

In the wake of the success of the Art Treasures Exhibition, Thomas experienced three setbacks in the following three years. First, he inaugurated an unsuccessful appeal to assist the swashbuckling adventurer, Sir James Brooke, with whom Thomas had become friendly.³⁵ Brooke had cleared the Borneo coast of pirates but the way this was done raised opposition from Cobden, Hume, Bright and others, forcing him to relinquish his position as Consul.³⁶ Thus, support for Brooke in Manchester was inevitably muted.

Second Thomas's aspiration to become a Member of Parliament in 1858 was thwarted by the Liberal electors of the Chorlton-on-Medlock and Collegiate Church wards who, having read Thomas's address, deemed him 'unfit to be representative of the City of Manchester', and supported Thomas Bazley.³⁷ Thomas's failure resulted from his opposition to the secret ballot and to universal suffrage. Manchester had moved from the radicalism of Cobden and Bright, but it had not moved very far.

³⁴ MG 31 December 1858.

³⁵ S St John, *The life of Sir James Brooke, Rajah of Sarawak: from his personal papers and correspondence*, (1879), p.326. Fairbairn's closest friend, Augustus Novelli was involved (C Y Lang, *The Letters of Alfred Lord Tennyson: 1851-1870*, (1987), p.217). On Brooke see N Barley, *White Rajah: A Biography of Sir James Brooke*, (2002) and J H Walker, 'This Peculiar Acuteness of Feeling": James Brooke and the Enactment of Desire', *Borneo Research Bulletin*, 29, 1998, 150-89. The present 6th Baronet is named after Brooke.

³⁶ J Morley, *The Life of Richard Cobden* (1903 ed.), pp.519-20. 'It shocks me to think what fiendish atrocities may be committed by English arms without raising any conscientious resistance at home. We cannot go before the world with clean hands on any other question if we are silent spectators to such atrocities' (*Manchester Examiner & Times*, 12 December 1849).

³⁷ MG, 5 and 11 August 1858; 16 November 1858. See also *Daily News* (London) 2 and 4 August 1858.

The third set-back occurred in 1860 when Thomas campaigned unsuccessfully for a Free Art Gallery for Manchester.³⁸ In spite of his triumph with the Art Treasures Exhibition, Thomas had lost his support.

Deane's next proposal was that an International Exhibition of Arts be held in London.³⁹ The outcome was the 1862 Exhibition. The Queen appointed five Commissioners, including Thomas Fairbairn.⁴⁰ He had taken on another virtually full-time job. The Commissioners met in London two or three times a week.⁴¹ Thomas was responsible for the Fine Art Gallery and was on the Building Committee. Fairbairns exhibited a goods engine designed by Matthew Kirtley of the Midland Railway.⁴² William was also on the Building Committee, president of the Machine-tool Jury, and the author of a report on the Machinery Department.⁴³

From 1861 Thomas took on yet another role, joining the Commissioners of the 1851 Exhibition who administered the invested surplus fund from that event.⁴⁴ One of the Commission's tasks was building the Royal Albert Hall as a memorial to Prince Albert. Thomas was not on the committee for this, prudently so, given that Fairbairns constructed its iron roof.

Spurned by Mancunians, but with these appointments in London, and the lure of Pre-Raphaelite friends, Thomas turned his back on Manchester in 1861, moving to 23

³⁸ *The Art-Journal*, February 1860, 54, and March 1860, 72; *MG*, 1 February 1860, 6 March 1860. T Fairbairn et al, *Free Art Gallery and Museum for Manchester*, (1860). Supporters included John Pender, Elkanah Armitage, Rev William Gaskell, Thomas Wrigley and Edmund Potter.

³⁹ H T Wood, *A History of the Royal Society of Arts*, (1913), p.416.

⁴⁰ E Bonython, and A Burt, *The Great Exhibitor. The Life and Work of Henry Cole*, (2003), pp.202-4. On the building see also H Hobhouse, *The Crystal Palace and the Great Exhibition: Art, Science and Productive Industry. A History of the Royal Commission for the Exhibition of 1851*, (2002), pp.118-40; W Fairbairn, 'The Great Exhibition Buildings', *Popular Science Review*, 1863, 324-6; F H W Sheppard, (ed.), *Survey of London: Volume 38: South Kensington Museums Area*, (1975), pp.137-147,

⁴¹ 'Court Circular', *The Times* - see, for example, 22 January 1861.

⁴² D K Clark, *The Exhibited Machinery of 1862: A Cyclopaedia of the Machinery represented at the International Exhibition*, (1862), pp.14-5; D K Clark, 'The Locomotive Engines in the International Exhibition of 1862', *CE&AJ*, 27, 1864, 18.

⁴³ W Fairbairn and W Baker, 'Report to the Commissioners of the International Exhibition', *Popular Science Review*, 1863, 324-5; *Life*, p.394; Fairbairn, *UffE3*, pp.180-203.

⁴⁴ Hobhouse, *Crystal Palace*, p.403. He joined, amongst others, Thomas Bazley. Lord Derby succeeded Prince Albert as chairman and, during his time as Prime Minister, the Commissioners met at 10 Downing Street. Fairbairn was still attending Commissioners' meetings into the 1880s (*The Morning Post*, 13 July 1881).

Queens Gate, London.⁴⁵ He also purchased Burton Park, near Chichester, a classical building set in parkland.⁴⁶

10.5. The Demise of the Locomotive Department

During the 1850s many fine locomotives were built, predominantly to the designs of railway company locomotive engineers, such as Clark of the Great North of Scotland Railway, Kirtley of the Midland Railway, and Sinclair of the Great Eastern Railway.⁴⁷ Engines were exported to Italy, Australia, Portugal, India, Canada, Sweden, Egypt and Spain.⁴⁸ There were also numerous engines for Ireland, mainly tanks.⁴⁹ But there was little in-house innovation, and investment in new machine tools was meagre. In 1856 an informed observer noted that the firm's machines were no longer up to date.⁵⁰ When Peter Carmichael visited the north of England in 1837, Fairbairn's works was on his itinerary: when he visited with his son and nephew in 1866, it was not, although Whitworth's, Platt's and Peter Fairbairn's at Leeds were.⁵¹

Thomas's approach, in contrast to his father's innovative engineering, was that of a trader. The L&NWR required twenty goods engines. Fourteen were to be built in-

⁴⁵ M Hewitt and R Poole, (eds.), *The Diaries of Samuel Bamford*, (2000), p.13n9, where the influence of the disappointments was first suggested; Bronkhurst, 'Fruits', p.523.

⁴⁶ Built 1830. Architect Henry Bassett. Now Listed Grade 1. Here Hunt painted the family picture, *The Children's Holiday*, Torre Abbey Gallery, Torquay, depicting Allison and the five younger children (J H Coombs, A M Scott, G P Landow and A A Sanders, (eds.) *A Pre-Raphaelite Friendship. The Correspondence of William Holman Hunt and John Lucas Tupper*, (1986), pp.71-2), and met Edward Trelawny who had been a friend of Shelley and Byron (Hunt, *Pre-Raphaelitism*, Vol.2, pp.240-2).

⁴⁷ M Barclay-Harvey, *A History of the Great North of Scotland Railway*, (2nd ed. 1949), p.180. E L Ahrons, *Locomotive and Train Working in the Latter Part of the Nineteenth Century*, Vol.1 (1952), pp.97-9; E L Ahrons, *The British Steam Railway Locomotive from 1825 to 1925*, (1927), p.144; S Summerson, *Midland Railway Locomotives: Volume 2 : The Kirtley Classes*, (2007), p.146; Clark, *Exhibited Machinery*, pp.14-5.

⁴⁸ Italy: Ahrons, 'Famous Firms', p.185; J Davies, 'Fairbairn Works List' (Typescript). Australia: L Oberg, *Locomotives of Australia 1854-2007*, (4th ed. 2007), p.18; J Broadley, *Making go – Australia's Early Locomotive Engineers*, (2010); Ahrons, 'Famous Firms', p.185. Portugal: 'Liste der portugiesischen Lokomotiv – und Triebwagenbaureihen' at http://66.102.9.104/search?q=cache:SyFUWVPVjoJ8J:de.wikipedia.org/wiki/Liste_der (accessed 02.06.08). India: H Hughes, *Indian Locomotives: Part 1 – Broad Gauge, 1851-1940*, (1990), pp.39-40. Canada: *The Engineer*, 1, Jan.-June 1856, 324; Davies, 'Fairbairn Works List'. Sweden: *The Engineer*, 1, Jan.-June 1856, 324 and 7, Jan.-June 1859, 403; E Sundström and R Sten, 'Anglok i Sverige tillverkade i utlandet' at historyiskt.nu/normalsp/.../okj_rullande.html (accessed 20 December 2010). Egypt: Ahrons, 'Famous Firms', p.185. Spain: F Wais, *Historia de los ferrocarriles Españoles*, Vol.1. pp.210-4; F Fernando Sanz,, *Historia de la vapour traccion en España*, Vol.2, pp.83-91.

⁴⁹ Appendix 6.1

⁵⁰ *The Engineer*, 1, 1856, 324.

⁵¹ E Gauldie, *The Dundee Textile Industry 1790-1885, from the papers of Peter Carmichael of Arthursstone*, (1969), pp.68-9, 184. Note that the quotation on p.69 is incorrect.

house and tenders were obtained for the other six. At £2,170 each Fairbairns was the lowest tender and they were called to a meeting, at which point Thomas offered to reduce the price to £2,100 each for an order for twenty. His offer was accepted – all to be delivered that year.⁵² The L&NWR also decided to invest in ten McConnell express passenger locomotives. Fairbairns did not submit the lowest price but won the contract by agreeing to take ten old engines at £450 each in part payment.⁵³ On another occasion Thomas wrote, albeit unsuccessfully, to the Lancashire & Yorkshire Railway seeking to persuade the company to increase its order for four 2-4-0 tanks to fifteen or twenty, as ‘prices will rise in the next couple of years’, and offering to accept part payment in L&Y’s five-year bonds.⁵⁴ In 1860 when the Midland Railway accepted Fairbairn’s tender for ten 0-6-0 goods engines, Thomas offered another twenty at £2,350 each, to be delivered within twelve months. Here he was successful, but there were delivery problems – thirteen of the thirty were up to 12 months late. The reasons for these major delays are not recorded. However, an unsuccessful request for payment on account suggests there may have been cash-flow problems,⁵⁵ 1861 was a busy year, and the death of Richard Clark at the start of 1860, after fourteen years managing the locomotive department, is likely to have had an adverse effect.⁵⁶ This first order from the Midland Railway was also the last.

On at least one occasion, it appears that Thomas may have resorted to a bribe. Sixteen locomotives had been built for the Great North of Scotland Railway. Although one had given trouble, John Ruthven, the locomotive superintendent, persuaded his directors to order three more. Fairbairns offered a fourth at a reduced price, and a contract was signed for four in August 1856. In December, Ruthven visited Manchester to inspect the work. As he was leaving, Thomas gave him a Christmas box of £50 – about £3,000 at 2015 values, which he accepted, but on returning to Scotland he handed it to his directors.⁵⁷ The GNSR ordered no further locomotives from Fairbairns.

⁵² H Jack, *Locomotives of the LNWR Southern Division*, (2001), pp.49-70, 177.

⁵³ Jack, *Locomotives of the LNWR*, pp.189-93.

⁵⁴ T Fairbairn to G Wilson, 7 March 1854, M20/1, Wilson Papers, Manchester Central Reference Library.

⁵⁵ S Summerson, *Midland Railway Locomotives: Volume 2: The Kirtley Classes*, (2007), p.146-7.

⁵⁶ *The Engineer*, 9, Jan.-June 1860, 52.

⁵⁷ *Great North Review*, 6.22, 1969, cited by Hayward, *Fairbairns*, p.2.58.

In 1863 Thomas ceased locomotive building and disposed of this part of the Fairbairn business to Sharp Stewart & Co.⁵⁸ The Mill Street works was demolished and the materials sold.⁵⁹ So ended one of the 'best known locomotive builders' of the 1840s and 1850s.⁶⁰

The most likely reason for Thomas's closure of the locomotive department was an inadequate rate of return, caused by increasing competition as more railway companies built their own locomotives, and the growing number of Continental locomotive works.⁶¹ The need for major investment in design engineers and the latest machine tools may have been an influence, as might having no railway access to the works, the death of Richard Clark, the somewhat erratic flow of orders,⁶² and the loss of at least three important clients, the Great Northern Railway and the Midland Railway through late deliveries, and the Great North of Scotland Railway.

That there were opportunities is demonstrated by the Manchester firms of Sharp Stewart, Beyer Peacock and Nasmyth Wilson, as shown in Table 10.1.⁶³

Table 10.1. Major Locomotive Builders in Manchester (excluding railway companies)

Company	Building locos in M/cr from :	Building locos in M/cr until :	No. of locos built in M/cr :
Sharp Roberts & Co. From 1847: Sharp Brothers From 1852: Sharp Stewart & Co. [Moved to Glasgow 1888]	1833	1888	3,442
William Fairbairn From 1846: William Fairbairn & Sons From 1859 Fairbairn & Company	1838	1863	c.500
Nasmyth Gaskell & Co. From 1850: James Nasmyth & Co. From 1860: Nasmyth Wilson & Co.	1838	1939	1,531
Beyer Peacock	1854	1966	c.8,000

⁵⁸ J W Lowe, *British Steam Locomotive Builders*, (1975), p.168. Two 0-4-2s which were under construction for the Newry & Armagh Railway were finished by Sharps.

⁵⁹ *MG*, 9 April 1864.

⁶⁰ Ahrons, 'Famous Firms', p.184.

⁶¹ *CE&AJ*, 30, 1867, 240.

⁶² See Appendix 6.1, which is built up from many sources to get as near as possible to a 'Works List'.

⁶³ But note that Nasmyths built very few locomotives in the late 1850s and early 1860s (J Cantrell, *Nasmyth, Wilson & Co. Patricroft Locomotive Builders*, (2005), p.138).

10.6. The Companies Act of 1862 and the Fairbairn Engineering Company Limited

The Companies Act 1862 allowed the formation of companies on the principle that the liability of members was limited to the amount unpaid on their shares. Before this Act business growth could be seriously restrained by discontinuity when a partner died, by difficulties in raising capital, and by each partner being liable for the debts of the partnership. This had tended to restrict businesses which involved more than minimal risk.⁶⁴

The 1862 Act dramatically changed the scene. By floating a company, capital could not only be raised, it could be realised. There were downsides - reckless risk-taking might be encouraged, the Act could be misused by the unscrupulous, owners were increasingly distanced from the operations of a business, and loyalty to long-serving employees might be reduced. William had no enthusiasm for limited liability companies.⁶⁵ Fairbairns was the only company of which he is known to have been a director, although he must have had many invitations to join boards.

It has been claimed that the limited liability company is 'the greatest single discovery of modern times',⁶⁶ and it has been referred to as a 'Victorian invention that ... changed the world'.⁶⁷ Nevertheless the move to limited liability was slow. After twenty years fewer than ten per cent of firms had become limited liability companies.⁶⁸ In January 1864, Thomas floated The Fairbairn Engineering Company Limited. The signatories of the new Fairbairn company included Thomas Fairbairn (7,000 shares), Augustus Novelli (1,000 shares),⁶⁹ and James McConnell (100 shares)⁷⁰ who were to be directors, Henry Harman (250 shares) who 'for some years has been the principal manager of the business' and whose services 'have been

⁶⁴ S G Checkland, *The Rise of Industrial Society in England 1815-1885*, (1964), p.107.

⁶⁵ Discussion following B Poole, 'The Economy of Railways as a means of transit, comprising the Classification of the Traffic, in relation to the most appropriate Speeds for the conveyance of Passengers and Merchandise', *MPICE*, 1852, 475. Whilst many liberals were unhappy with it, Cobden argued that limited liability would help the poor to set up businesses (J Micklethwait and A Wooldridge, *The Company: A Short History of a Revolutionary Idea*, (2003), p.56).

⁶⁶ N M Butler, quoted in J Dine and M Koutsias, *Company Law*, (7th ed. 2009), p.1.

⁶⁷ Micklethwait and Wooldridge, *The Company*, pp.2-3.

⁶⁸ F Crouzet, *The Victorian Economy*, (English Translation, A. Forster, 1982), p.339.

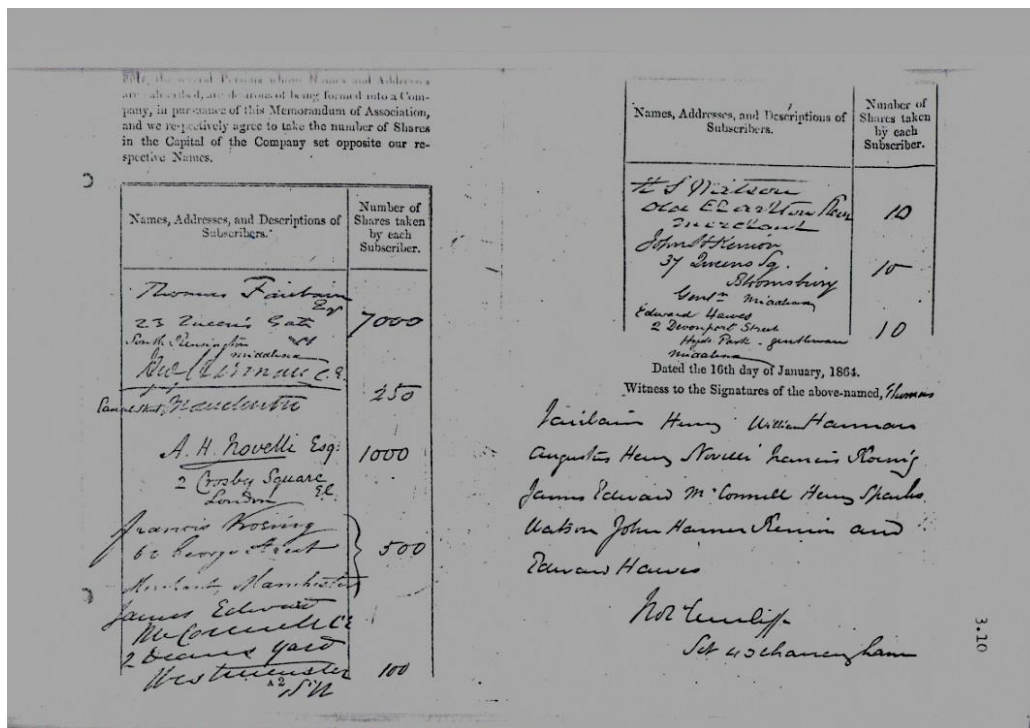
⁶⁹ Novelli was from the Italian immigrant family of successful merchants in Manchester and Thomas's closest friend.

⁷⁰ McConnell was a locomotive engineer who, until two years previously, had been Locomotive Superintendent of the LNWR, Southern Region (Jack, *Locomotives of the LNWR*, pp.49-70).

secured', and four others.⁷¹ The other two directors were to be William Fairbairn and John Pender. It is notable that William was not a signatory.

There were 25,000 £10 shares - £1 payable on application and £2 on allotment. It was not intended to call up more than £5 per share. 23,220 shares were taken up.⁷² The notice advised that the Directors had agreed to purchase the premises and equipment of Fairbairn & Co 'on which ... large sums have been expended in the erection of new workshops and machinery'. In fact only two of the original four Fairbairn sites were transferred to the new company, the main Canal Street works and the Back Mather Street works.⁷³

The flotation, together with the sale of the premises and equipment, enabled Thomas to realise capital which had been tied up in the company - even though he retained 28 per cent of the shares - and to invest the money where rates were higher, and in a landed estate. The total sum realised is not known but was several million pounds in current figures.



Illus. 10.3: Signatures to The Fairbairn Engineering Company Limited Memorandum of Agreement⁷⁴

⁷¹ Hayward, 'Fairbairns', pp.3.8-3.10.
⁷² MG, 19 January 1864, 23 January 1864.
⁷³ Hayward, 'Fairbairns', pp.3.11-3.13.
⁷⁴ National Archives: BT 31/879/909c.

The type of work undertaken at Ancoats was gradually moving from the firm's traditional base of millwork, steam engines and boilers, to concentrate on iron bridges and structural ironwork. Reports become scanty as Fairbairns' work, with notable exceptions such as the roof of the Royal Albert Hall and the iron cladding to the Spithead forts, was no longer at the leading-edge of engineering and thus less newsworthy. Table 10.2 gives a flavour of the type and scale of work undertaken by the company and indicates its movement in the direction of structural engineering, notably lattice and plate-girder bridges, and roofs. These commissions represent only a small fraction of the work the firm must have undertaken during its eleven years as a public company. The final commission, extending into 1875, appears to have been the roof of the Library of Parliament in Ottawa.⁷⁵

Table 10.2: Some commissions undertaken by The Fairbairn Engineering Company Limited

1864	Plate girder bridge over Wyre Estuary. 16 spans. ⁷⁶ Hauling engines for the São Paulo Railway. ⁷⁷
1865	¼ mile bridge. Hertford and Newhaven Railroad. ⁷⁸ Logierat lattice Bridge, Highland Railway. ⁷⁹ Horbury Viaduct, L&Y Railway. ⁸⁰ Fairbairn Crane, West India Dock. ⁸¹
1866	Windsor Locks Bridge over the Connecticut River. ⁸²
1867	Tubular girder bridge over Leeds & Liverpool Canal for L&Y Railway. ⁸³ Bridge over occupation road, Halifax. ⁸⁴

⁷⁵ <http://www.canadianarchitect.com/news/parliamentary-briefing/1000206736/?&er=NA> (accessed 27 December 2013).

⁷⁶ *MM*, New Series 12, July-Dec.1864, 173.

⁷⁷ P C da S Telles, *A History of Brazilian Railways. Part 1 – The First Railways*, (ET by P E Waters, nd), pp.41-4 and Plate; M Cooper, 'Railway Museums in Brazil: State Politics and the Rise of the Volunteer Movement', *Journal of the International Association of Transport and Communications Museums*, 28, 2009, 52; P Catchpole, *A Very British Railway*, (2003),p.182; T T dos S Cruz, 'Paranapiacaba: A arquitetura e o urbanismo de uma Vila Ferroviária', (MA Thesis, University of São Paulo, 2007), p.59; Darwin Correspondence project, Letter 4129 – Aubertin to Darwin 27 April 1863 at <http://www.darwinproject.ac.uk/darwinletters/calendar/entry-4129.html> (accessed 1 November 2008); *Engineering*, 1, 2 February 1866.

⁷⁸ *Engineering*, 5,1868, 279;H M Burt, *Burt's Illustrated Guide to the Connecticut Valley*, (1867), pp.60-2.

⁷⁹ J Mitchell, 'On the Construction and Works of the Highland Railway', *BAAS1867*, pp.154-5; *ILN*, 5 August 1865, 104.

⁸⁰ J Marshall, *The Lancashire and Yorkshire Railway, Volume 1*, (1969), p.217.

⁸¹ British History Online, 'The West India Docks: Power and transport', at <http://.102.9.104/search?q=cache:Vs8yWKEA3IUJ:www.british-history.ac.uk/repo> (accessed 15 March 2007).

⁸² H G Tyrell, *History of Bridge Engineering*, (1911), p.174.

⁸³ J Marshall, *The Lancashire and Yorkshire Railway, Volume 2*, (1970), p.15.

⁸⁴ National Archives, RAIL 343/897.

1868	Calder Bridge for the L&Y Railway. ⁸⁵ Fairbairn Crane, Dover. ⁸⁶ Ironwork for Manchester Police Courts. ⁸⁷ Royal Albert Hall – roof and columns. ⁸⁸ Crosland engine, Dewsbury. ⁸⁹ Corn mill. Small steam engines for Jamaica. A wrought-iron target. Treadmill for Belle Vue Prison, Manchester. ⁹⁰
1870	Spithead forts and fortlets. ⁹¹
1871	61 lattice and girder bridges for Intercolonial Railway of Canada. ⁹² Ironwork for basement of Manchester Town Hall. ⁹³ Sugar Refinery, Egypt. ⁹⁴
1872	5-Tube boiler and 3-cylinder engine, Cleator. ⁹⁵ Ironwork for incline at Oldham Goods Yard for L&Y Railway. ⁹⁶
1874	Ironwork for extension to Broad Street Station, London. ⁹⁷ Ironwork for roof at Liverpool Street Station, London. ⁹⁸

For the first two years the company paid a 10 per cent dividend. In 1867 the dividend dropped to 7.5 per cent and the orders on the books were ‘much below the usual average.’ A year later it was 6 per cent and in 1869 down to 5 per cent, with the Company facing a crisis.⁹⁹ Business ‘scarcely exceeded one third’ of its previous average and prices had been ‘lower than in all previous experience’. Looking ahead, work in hand was meagre and remunerative rates ‘almost impossible to secure’. The board forewent all remuneration and issued a profits warning: ‘Shareholders must

⁸⁵ Marshall, *Lancashire and Yorkshire Railway, Volume 1*, p.260.

⁸⁶ A J Hazelfoot, *The Batsford Guide to the Industrial Archaeology of South-East England*, (1978), pp.37-8.

⁸⁷ Hayward, ‘Fairbairns’, p.3.19.

⁸⁸ *Engineering*, 5, 1868, 176, and 8, 1869, 117-24; *The Engineer*, 31, 1871, 10,221; R W Clark, *The Royal Albert Hall*, (1958), pp.46-7.

⁸⁹ D A Collier, *A Comparative History of the Development of the Leading Stationary Steam Engine Manufacturers of Lancashire, c. 1800-1939*, (PhD Thesis, Manchester University 1985), Vol.1, pp.42,61.

⁹⁰ J A Bennison, ‘Prize Essay’ (1869, Lancashire Record Office, DDX/184). Fairbairn had recently designed a treadmill for 216 men at Walton Prison, Liverpool, (which C J Appleby & Associates had constructed) and which powered a weaving shed, and pumped all the water for the prison (*Engineering*, 6, July-Dec.1868, 181, 209). This can be viewed as a transference of waterwheel technology.

⁹¹ *Engineering*, 9, 1870, 72; *The Times*, 11 January 1872; *Manchester City News*, 17 June 1871; G Mitchell with A Cantwell and P Sprack, *Spit Bank and the Spithead Forts*, (2003 ed.).

⁹² S Fleming, *The Intercolonial. A Historical Sketch of the Inception, Location, Construction and Completion of the line of Railway uniting the Inland and Atlantic Provinces of the Dominion*, ... (1876).

⁹³ Hayward, ‘Fairbairns’, p.3.19.

⁹⁴ *Manchester City News*, 17 June 1871.

⁹⁵ Walker, *Unwin*, p.60.

⁹⁶ Marshall, *Lancashire and Yorkshire Railway, Vol. 2*, p.46; National Archives, RAIL 795/543.

⁹⁷ *The Maitland Mercury*, 23 April 1874.

⁹⁸ S Bradley and N Pevsner, *Buildings of England: London I – The City of London*, (1997), p.311; *The Times*, 9 July 1875; A T Walmisley, *Iron Roofs. Examples of Design. Description, Illustrated with Working Drawings*, (2nd ed. 1888), Plates 61-3; G Biddle, *Great Railway Stations of Britain: Their Architecture, Growth and Development*, (1986), pp.124-6.

⁹⁹ Hayward, ‘Fairbairns’, pp.3.15-3.16.

not be astonished if little or no profit be realised in the coming year'.¹⁰⁰ The Companies Act of 1867 permitted companies to reduce their capital and in 1869, as only half of the £10 shares had been called, the Company reduced the capital value of each share to £6.¹⁰¹ By 1871 the dividend was back up to 5 per cent and the Company 'conceded to their hands the nine hours system'.¹⁰² The 1872 dividend was increased to 10%, with the firm 'fully and profitably employed, the works in progress being more extensive than at any time since 1866'. William, now 83, retired from the board, but not, it was stated, 'from his interest in the establishment'.¹⁰³ Clearly his name was still of marketing value to the company. The new profitability was short-lived. 1873 brought 'an enormous rise' in the costs of iron, coal, and all other materials which 'seriously diminished the profits of the year' and would probably 'be felt for some time to come'.¹⁰⁴ With Harman's failing health forcing him to retire, Charles Allott, chief draftsman since 1862, was left to cope. The dividend slid back to 7.5 per cent in 1873. The next report referred to the unsettled state of the market during the year. The balance in hand was insufficient for a dividend to be paid, 'other than the 2.5 per cent distributed the previous October'.¹⁰⁵

By 1874 Thomas had sold sixty per cent of his shares.¹⁰⁶ It appears he had lost confidence as well as interest in the firm. With no apparent attempt to replace Harman or promote Allott, and Thomas resident in Hampshire, the company was bereft of leadership. Thomas had shown by his leadership of the Art Treasures Exhibition that he had the necessary administrative ability and drive, but he had chosen to distance himself from the smoke, the noise and the hassle of an Ancoats factory, and to pursue the more gentlemanly activity of non-executive directorships on London boards. The end was near.

¹⁰⁰ *The Times*, 26 April 1869.

¹⁰¹ *MG*, 3 July 1868; *The Times*, 1 February 1869.

¹⁰² *MG*, 15 April 1871, 27 October 1871. 'The workpeople intend to show their appreciation of the concession by walking in procession on Saturday afternoon from the Company's works to the residences of Sir William Fairbairn and Mr. Harman, in Ardwick and Longsight respectively'.

¹⁰³ *The Times*, 17 April 1872.

¹⁰⁴ *The Times*, 18 April 1873.

¹⁰⁵ *MG*, 24 April 1874.

¹⁰⁶ Hayward, 'Fairbairns', p.3.26.

10.7. Gentrification in Hampshire

In 1866 the Thomas Fairbairns, wealthy from the flotation, relinquished Burton Park and their London home at Queen's Gate. They moved to Brambridge House, Twyford, near Winchester, where they lived for twenty-five years until Thomas's death in 1891. Around the same time they also acquired a new London residence, 42 Wilton Crescent. An estate of around 500 acres has been identified as a prerequisite for entry into Burke's *Landed Gentry*.¹⁰⁷ With 600 acres, including four farms, Brambridge falls comfortably within this criterion.¹⁰⁸

Brambridge House was built in the eighteenth century. In 1872 it was damaged by fire, but the pictures were rescued. Thomas engaged the architect Matthew Digby-Wyatt, who incorporated a large entrance-hall and staircase into the repairs.¹⁰⁹ The house then contained 'seven reception rooms and 23 bedrooms' with interior decorations, 'of a refined character ... with no expense spared'.¹¹⁰ The 1891 census showed eight resident staff.¹¹¹



Illus. 10.4: Brambridge House, Hampshire ¹¹²

¹⁰⁷ Thompson, *Gentrification*, pp.46-7.

¹⁰⁸ *The Standard*, 15 July 1893, 13 June 1896; <http://www.parksandgardens.org/places-and-people/site/4973?preview=1> (accessed 20 October 2013).

¹⁰⁹ *Hampshire Advertiser*, 17 February 1872; *MG*, 17 February 1872; <http://www.britishlistedbuildings.co.uk/en-145762-brambridge-house-colden-common> (accessed 24 January 2012).

¹¹⁰ *The Standard*, 15 July 1893; 13 June 1896; <http://www.parksandgardens.org/places-and-people/site/4973?preview=1> (accessed 20 October 2013). The house is now listed Grade II*.

¹¹¹ Eagling and Dimmock, *Arthur Henderson Fairbairn*, p.16.

¹¹² P Facey, 'Brambridge House, looking W', at <http://.geograph.org.uk/reuse.php?id=63994> (accessed 28 December 2013).

Thomas became High Sheriff for the County of Southampton in 1869.¹¹³ The Assize sermons in Winchester Cathedral were preached by his brother, Adam.¹¹⁴ On the Monday morning of the Assizes, the judges were conveyed to Court in Thomas's carriage, described in a local newspaper as:

equipage ... of a very handsome kind; the coach has mounted panels, painted dark carmine, silver-beaded, and globe lamps; the wheels and underbed-work are in Chinese vermilion suitably picked out in blue and black; on the pannels [sic] are emblazoned the family arms ... The carriage was built by Peters and Sons, London. The servants' liveries, made by Poole, of London, were drab with scarlet facings, and the whole turn-out is very elegant.¹¹⁵

At the close of the Summer Assizes, there was a garden party at Brambridge for over a hundred local worthies to meet the Judge.¹¹⁶ William, writing to his grandson, Arthur, was 'glad your papa is the High Sheriff but it costs a great deal of money'.¹¹⁷ Children Arthur and Constance, who had neither hearing nor speech, were educated at Rugby College for the Deaf whereas Thomas Gordon, Reginald and James went to Eton and Cambridge.¹¹⁸ When his father died in 1874, Thomas accepted the baronetcy.

The medieval church at Twyford required rebuilding. Thomas offered £1,000 towards the work on condition that either Waterhouse or Scott was architect.¹¹⁹ Waterhouse was chosen. Patronage of the established church marked another aspect of gentrification.¹²⁰ The new church building was Gothic Revival in style and the south

¹¹³ *Morning Post*, 13 November 1868; *The Times*, 13 November, 1869.

¹¹⁴ *Hampshire Advertiser*, 26 February, 1870; 2 March 1870; A H Fairbairn, *An Assize Sermon preached in Winchester Cathedral, on the Second Sunday in Advent, 1870, before the Hon. Sir Robert Lush, Knight, one of the Justices of the Court of Queen's Bench*, (1870).

¹¹⁵ *Isle of Wight Observer*, 5 March, 1870.

¹¹⁶ *Hampshire Advertiser*, 23 July 1870.

¹¹⁷ William Fairbairn to Arthur Henderson Fairbairn, 24 February 1870. Copy in the author's possession, courtesy of Julia Elton. The 1870 Lent Assizes is the only occasion of which there appears to be any record of William visiting Brambridge. In contrast he regularly visited his daughter, Anne, and her husband, J F Bateman (*Life*, pp.430-1).

¹¹⁸ Eagling and Dimmock, *Arthur Henderson Fairbairn*, p.8.

¹¹⁹ S Crooks, *Alfred Waterhouse in Twyford*, (2003), p.11. This was towards an estimate of £6,000. The final cost was £9,000.

¹²⁰ There is no evidence, and it is improbable, that Thomas ever became a communicant member of Twyford church, which would have involved Confirmation, and probably, given his Unitarian background, Trinitarian Baptism.

transept was to form the Fairbairn chapel.¹²¹ Culturally this was light-years distant from William and the residual puritanism of Cross Street Chapel.¹²²

In 1885 *The Hampshire Advertiser* reported that Sir Thomas Fairbairn had seceded from the Liberal party, resigned from the Reform Club, and would be voting Conservative.¹²³ Surely no example could better illustrate Martin Weiner's gentrification thesis for the decline of Britain than Thomas Fairbairn. Is he not the epitome of the businessman who 'increasingly shunned the role of industrial entrepreneur for the more socially rewarding role of gentleman'?¹²⁴ The answer is not so simple.

10.8. 'Gentlemanly Capitalism' and John Pender's Companies

John Pender, one of the foremost entrepreneurs of the second half of the nineteenth-century, played a major role in Thomas Fairbairn's career.¹²⁵ Pender was a main driver of the great engineering achievement of the 1860s, the Atlantic Telegraph Cable. Before that he was a textile merchant in Manchester, where he was one of the guarantors of the Art Treasures Exhibition, spoke in support of James Brooke, and supported Thomas's call for a Free Art Gallery.

Pender founded numerous telegraph companies. By the time of his death in 1896, he controlled the largest and most successful international telegraph business, with 73,640 nautical miles of submarine cables – about one third of all the world's cables.¹²⁶ Like Thomas, Pender was an art collector; like Thomas he had a country estate and a London house; but there the similarity stopped. Pender may fairly be

¹²¹ Crooks, *Alfred Waterhouse in Twyford*, pp.57, 72. The original plan showed what appear to have been additional choir pews in the south transept.

¹²² It provides an illustration of the wide influence of the Tractarians, whose 'ideas were taken over and translated into bricks and mortar by people who had no use for the theology that animated it' (H Schlossberg, *The Silent Revolution and the Making of Victorian England*, (2000), p.283).

¹²³ *Hampshire Advertiser*, 2 December 1885. Thomas did not in fact join the Conservative party. The issue that concerned him was the matter of home rule for Ireland and on 22 May 1886 he attended a large meeting in London from which sprang the Liberal Unionists (*Birmingham Daily Post*, 24 May 1886). Later in the year when the National Union Club was formed, Thomas was one of the vice-presidents (*Morning Post*, 28 December 1886).

¹²⁴ Wiener, *English Culture*, p.97.

¹²⁵ A McConnell, 'Pender, Sir John (1816-1896)', *Oxford DNB on-line*, (2004), (accessed 02 December 2011); Macleod, *Art and the Victorian Middle Class*, pp.215-21, 459-60.

¹²⁶ http://en.wikipedia.org/wiki/John_Pender (accessed 12 November 2011); McConnell, 'Pender'.

described as a 'gentlemanly entrepreneur'.¹²⁷ To a meeting of Eastern Telegraph shareholders, he said,

The greatest pleasure of my life is to attend to the interests and duties devolving on me as your chairman ... and I have made submarine telegraphy to a great extent my hobby.¹²⁸

Some industrialists, like Thomas, did purchase country estates, but only a minority. Lancashire cotton masters preferred suburban mansions, within easy access of the mill.¹²⁹ F M L Thompson identifies three possible relationships of the 'new men to the land'. First, the stereotypical successful businessman who, having purchased a country estate, ceased to be a businessman and became its antithesis, a landed gentleman of leisure. Second, the 'life-cycle' purchase - the rich man's version of acquiring a retirement home. The third case is 'a hybrid type of landed businessman', who sought to combine a landed position with continued activity in the business from which he had sprung.¹³⁰ This has some affinity with Thomas, but Thompson does not adequately allow for the profound effect of the introduction of limited companies. Not only did limited companies enable owners to realise tied-up assets and spread their risk more widely, but they facilitated investment from a distance without hands-on management. They allowed some to become company directors, as Thomas did, with the advent of railways making attendance at board meetings, usually in London, reasonably easy, and providing the opportunity to avoid the intense full-time involvement in industry which was incompatible with the gentlemanly ideal.¹³¹ This does not resonate with Wiener and, while it has some affinity with F M L Thompson's 'pseudo-gentry' who made some show of having a gentleman's concern with farming and estate management but lived mainly on profits

¹²⁷ Macleod, *Art and the Victorian Middle Class*, pp.216, 220-1.

¹²⁸ H Barty-King, 'Pender, Sir John (1816-1896)', in Jeremy, *Dictionary of Business Biography* (referring to Cable & Wireless Archives, Report of AGM, 25 January 1894).

¹²⁹ A Howe, *The Cotton Masters*, (1984), pp.252-3. Around 500 country houses were built or substantially remodelled in Britain in the fifty-five years between 1835 and 1889, about half by men of new wealth (F M L Thompson, *The Rise of Respectable Society: A Social History of Victorian Britain 1830-1900*, (1988), p.155).

¹³⁰ Thompson, *Gentrification* pp.84-5.

¹³¹ S Nenadic, 'Businessmen, the urban middle classes, and the "dominance" of manufacturers in nineteenth-century Britain', *Economic History Review*, 44.1, 1991, 79; P J Cain and A G Hopkins, 'Gentlemanly Capitalism and British Expansion Overseas: I. The Old Colonial System, 1688-1850', *Economic History Review*, 39.4, 1986, 505.

and dividends,¹³² Thomas more accurately exemplifies the ‘gentlemanly capitalism’ described by Martin Daunton:

Finance and commerce were removed from production; they involved personal contact with members of one’s own class rather than direct control of a large workforce; offered freedom from daily cares; were carried out in fashionable areas rather than in a grimy industrial environment; and were reconcilable with the gentry ideal.¹³³

A ‘gentlemanly capitalist’ did not despise the market economy, but he did hold production in low regard and avoided full-time work.¹³⁴

Thomas joined the boards of several companies. He provides an early example of networking amongst directors of limited companies. In 1862 the board of the Bank of Manchester was augmented by Fairbairn, Pender and J Aspinall Turner.¹³⁵ In 1863 it amalgamated with a London bank, forming the Consolidated Bank, with directors including Fairbairn, Pender, Turner, William Smith and Ivie Mackie.¹³⁶ Subsequently Thomas’s friend, Augustus Novelli, was appointed. On 10 May 1866 panic followed the collapse of Overend Gurney, with the Bank of London sinking in the wake. The Consolidated Bank’s directors announced that the Bank of London had transferred its customers’ accounts to the Consolidated, with ‘assets to cover the same’.¹³⁷ Four days later, a notice was published closing the Consolidated Bank following the discovery of ‘serious errors’ in the submitted list of assets.¹³⁸ However, the problems were not fatal and the bank reopened. At the end of the 1870s Thomas was still on the board of the Consolidated Bank,¹³⁹ where unsurprisingly the Fairbairn Engineering Company banked.

¹³² Thompson, *Respectable Society*, p.160.

¹³³ M Daunton, “Gentlemanly Capitalism” and British Industry 1820-1914’, *Past and Present*, 122, February 1989, 125.

¹³⁴ Daunton, “Gentlemanly Capitalism”, pp.125-6.

¹³⁵ *The Times* 30 May 1862. J Aspinall Turner was a Manchester cotton manufacturer and merchant. He and John Potter were elected in 1857 as ‘Palmerstonian Whigs’, when tactical voting unseated Bright and Gibson. He was also a renowned etymologist. In 1829 the Bank of Manchester became the first joint stock bank in Manchester. It failed in 1842, and was re-formed in 1852.

¹³⁶ *The Times*, 14 August 1863.

¹³⁷ *The Times*, 24 May 1866.

¹³⁸ *The Times*, 28 May 1866. Of the board *The Spectator* wrote: It would scarcely be possible ... to frame an imaginary board better or more trustworthy than that which governed this ill-fated concern.... All were solid, responsible men, rich and up to their eyes in large affairs, men, some of them who, like Mr. Smith, had managed millions, or like Mr. Pender, had built up first class fortunes by their own skill and daring. (*The Spectator*, 39, 1866, 599-600).

¹³⁹ *The Morning Post*, 19 January 1877; *The Pall Mall Gazette*, 16 January 1879.

The directors of the Consolidated Bank were involved in the flotation of the wholesale drapery business of Morrison Dillon & Co - as the Fore-street Warehouse Company - enabling the sons of one of the richest men in the country, James Morrison, to secure fortunes from their late father's drapery business, for which they had no enthusiasm.¹⁴⁰ In contrast to Fairbairns, two active partners from Morrison, Dillon & Co joined the Fore-street board, with the other initial directors from the Consolidated Bank.¹⁴¹ Later Thomas Fairbairn and Augustus Novelli were added.¹⁴² The company traded until around 1940.¹⁴³

In 1870 Thomas Fairbairn joined Pender's 'Telcon' Board.¹⁴⁴ Unsurprisingly, the company banked with the Consolidated Bank.¹⁴⁵ Work flowed in, the majority from other Pender companies. There were many significant submarine cable contracts during the time Fairbairn was a director.¹⁴⁶ 'Telcon' was paying dividends of 25 per cent in the early 1870s, when railways were paying around 7 per cent.¹⁴⁷ In 1880 the Chairman wrote, 'our difficulty ... has been to keep the dividend down', and during the 1880s, it was a matter of 'our usual dividend of 20 per cent'.¹⁴⁸ For over two decades, 1870-1891, Thomas Fairbairn was a director of this hugely successful company which, until well into the twentieth century, led the world in the manufacture and laying of submarine cables.¹⁴⁹ Other Pender companies of which Thomas was a

¹⁴⁰ C M Leaf, *Walter Leaf 1852-1927*, (1932), pp.112-3, quoted in S Chapman, *Merchant Enterprise in Britain From the Industrial Revolution to World War I*, (1992), p.218. One of the sons, Charles, left an estate larger than any ever previously left by a British businessman (W D Rubinstein, 'Morrison, Charles (1817-1909)', *Oxford DNB on-line*, (2006), (accessed 17 January, 2012)).

¹⁴¹ *The Times*, 16 March 1864. It is unclear who was chairman.

¹⁴² *The Times*, 16 January 1875, 16 July 1877, 20 January 1883.

¹⁴³ <http://cosgb.blogspot.com/2011/10/fore-street-warehouse-company-ltd.html> (accessed 14 January 2012).

¹⁴⁴ *The Times*, 2 March 1892.

¹⁴⁵ *The Times*, 9 April 1864.

¹⁴⁶ G L Lawfoot and L R Nicholson, *The Telcon Story 1850-1950*, (1950), pp.174-5. These included the following cables: Suez-Aden-Bombay; Madras-Penang-Singapore; Singapore-Hong Kong; Brazil (Pernambuco) via Madeira and St Vincent; another Atlantic cable: Australia-New Zealand; Rangoon-Penang; Aden-Bombay, East coast of Africa (Aden to Cape Town); renewal of the 1866 Atlantic cable; and to the West coast of Africa.

¹⁴⁷ *The Times*, 27 February 1872; R B Wilson (ed.), *Sir Daniel Gooch Memoirs & Diary transcribed from the original manuscript and edited with an introduction and notes*, (1972), p.206.

¹⁴⁸ Wilson, *Gooch*, pp.270, 280, 296, 308, 319, 341.

¹⁴⁹ K R Haigh, *Cableships and Submarine cables*, (1968), p.96; K G Beauchamp, *History of Telegraphy*, (2001), pp.167-171.

director were The Eastern Extension, Australasia and China Telegraph Company Limited,¹⁵⁰ and The Brazilian Submarine Telegraph Company Limited.¹⁵¹

Thomas Fairbairn's second chairmanship was of Eley Brothers Ltd, a company founded in 1828 and famed for sporting ammunition.¹⁵² In 1874 Eley Brothers incorporated to raise money to fund expansion.¹⁵³ Three of the former proprietors became executive directors, in contrast to Fairbairns.¹⁵⁴ The company's bankers were the Consolidated Bank.¹⁵⁵ The reports suggest Thomas was a prudent chairman of a successful company. At the 1879 AGM he announced 'the usual dividend' of 15 per cent for the year plus a bonus of the same amount. He referred to a reserve fund of £40,000 which he wanted to see invested in an immediately available security, to meet any contingency that might arise.¹⁵⁶ At the 1886 meeting, notwithstanding 'the utter stagnation of trade', the balance-sheet was as good as they had ever presented. He saw no reason why the company should not continue to be successful, as it still is.¹⁵⁷

The striking linkages between the directors of these early public companies are shown in Table 10.3, providing an insight into the networking of the new genus of gentlemanly director. The roots of the network were amongst Thomas's friends who supported the Art Treasures Exhibition, with the dual hubs of the Consolidated Bank, which held the accounts of most of the companies, and John Pender.

¹⁵⁰ *The Times*, 6 May 1873; Haigh, *Cableships*, pp.116-8. Cables laid whilst Fairbairn was a director included: duplicate cable Penang-Malacca-Singapore; duplicate cable Singapore-Darwin; Philippines - Hong Kong; duplicate cable Singapore-Batavia; Hong Kong -Shanghai; and a new cable Hong Kong-Singapore.

¹⁵¹ Haigh, *Cableships*, p.23.

¹⁵² <http://www.eley.co.uk/en/history-of-eley/> (accessed 16 January 2012).

¹⁵³ D Thomas, *The Eley Story 1828-1978*, (1978), p.10.

¹⁵⁴ <http://www.eley.co.uk/en/history-of-eley/> (accessed 16 January 2012); *The Morning Post*, 28 February 1874.

¹⁵⁵ *The Morning Post*, 28 February 1874. In the press notice, Fairbairn's address was given as 1^A, Crosby-square, London, the address of the Fairbairn Engineering Co's London office. Amongst the other directors were the three Eley Brothers and William Smith.

¹⁵⁶ *The Morning Post*, 30 January 1879.

¹⁵⁷ *The Morning Post*, 28 January 1886. A hundred years later Eley won a Queen's Award for technological achievement, and in 2011, 705 World Cup and European shooting medals were won with Eley ammunition (<http://www.eley.co.uk/en/history-of-eley/> (accessed 16 January 2012)).

Table 10.3: Thomas Fairbairn and Directors' Linkages

Thomas Fairbairn : Art Treasures Guarantors and Subsequent Directorships									
	Thomas Fairbairn	John Pender	Augustus Novelli	J A Turner	William Smith	Ivie Mackie	Thomas Hankey	J C Pickersgill	William Fairbairn
Art Treasures Exhib Guarantor	X	X	X	X		X			X
Bank of Manchester	X	X		X		X			
Consolidated Bank	X	X	X	X	X	X	X	X	
Fairbairn Engineering Co	X	X	X						X
Fore-street Warehouse Co	X	X	X	X	X		X	X	
Telegraph Const & Maintenance Co*	X	X							
Eastern Extension A & C Tel. Co*	X	X							
Brazilian Submarine Telegraph Co*	X	X							
Eley Brothers*	X				X				
Metropolitan Artizans' & Lab's' Dwellings A.	X								

* probably incomplete

10.9. The Demise of the Fairbairn Engineering Company Ltd

Sir William Fairbairn died in 1874. Nine months after his funeral, the Directors of The Fairbairn Engineering Company Ltd regretted that,

the years working had resulted in the loss of £9,874. This loss had been mainly incurred in connection with one large contract, which was now all but completed. Competition had been keener than ever ... The relations with the workmen, moreover, had in no wise improved; Already foreigners were taking no inconsiderable portion of the work. Under these circumstances it would be for the consideration of the shareholders whether, before greater mischief be done, it would not be the wisest plan to abandon a business which the present Board do not see its way to carry on profitably. The Board recommended that this course should be adopted, and that the ... assets of the company should be realised as speedily as possible.¹⁵⁸

On 25 May 1875 an Extraordinary General Meeting of the Company, held in London, resolved that the Company be wound up. Fairbairn and Novelli were appointed liquidators.¹⁵⁹ This was a terrible blow to long-term employees. The extent which realised assets were able to reimburse shareholders is not known but, with subsequent calls on shareholders, it is clear they lost money.¹⁶⁰

¹⁵⁸ *The Times*, 4 May 1875; *MG*, 4 May 1875.

¹⁵⁹ *London Gazette*, 18 June 1875.

¹⁶⁰ Shareholders included Holman Hunt who had £750 (c.£45,000 in 2014) invested in the company (Bronkhurst, *Catalogue*, Vol.1, pp.19, 38n148).

Why did the company cease trading? What was the large loss-making contract to which the directors referred? Gordon Biddle identifies it as the roof of Liverpool Street Station in London.¹⁶¹ This is unlikely - it was probably the Intercolonial Railway bridges contract in Canada. This contract was beset by delays, not of Fairbairns' making, and in 1878 the liquidators sent an agent to Ottawa to obtain a settlement. After several months he was constrained to accept an offer which was very much less than the liquidators felt was due.¹⁶² Whilst a loss-making contract may have caused financial difficulties, it did not bankrupt the company, and appears to have been a pretext. Three other reasons were given by the directors: keen market conditions, difficult labour relations and foreign competition. These too appear to be excuses. Of thirty-two leading North-west firms of mechanical engineers active during the years of the Fairbairn firm, 1817-1875, only one, Fairbairns, ceased trading during the 1870s. Twenty-two (almost 70%) continued into the twentieth century. These included older firms such as Whitworths, Nasmyths, Hicks, Galloways, Hetheringtons and Lairds, as well as firms founded in the 1850s such as Daniel Adamson, Beyer Peacock, Craven Brothers (two of whom had worked for Fairbairns) and George Saxon (who was an apprentice at Fairbairns).¹⁶³ These firms covered a wide range of work – boilers, steam engines, locomotives, machine tools, textile machinery, cranes and shipbuilding. A more poignant parallel is the Leeds engineering firm founded by William's brother Peter which, on Peter's death in 1861, was inherited by his son, Andrew, and continued well into the twentieth century.¹⁶⁴

The decision to major on structural ironwork did not help Fairbairns, but the causes for the demise were more fundamental and stretched back over two decades. They were fourfold and interwoven: succession, leadership, lack of innovation and lack of investment. Chapter 6 discussed William bringing in his sons as successors in what

¹⁶¹ G Biddle, *Great Railway Stations of Britain: Their Architecture, Growth and Development*, (1986), pp.124-5.

¹⁶² Chrysler & Bethune, Solicitors, 'Memorial in respect to the Unpaid Claim of Mr H Bingham Higginson, in connection with Iron Bridges on the Intercontinental Railway', (1897), p.8. Higginson was Fairbairns' subcontractor, who was left to pursue a claim in equity against the Canadian Government, still ongoing in 1903.

¹⁶³ Craven Brothers: R E Green, 'Craven Brothers (Manchester) Ltd., Vauxhall Works, Reddish, Stockport', *Machinery*, 3 February 1965, pp.237-48. Saxon: D A Collier, *A Comparative History of the Development of the Leading Stationary Steam Engine Manufacturers of Lancashire, c. 1800-1939*, (PhD Thesis, Manchester University 1985), Vol.1, pp.221-6.

¹⁶⁴ *Fortunes Made in Business*, pp.284-8; E Connell, 'Fairbairn, Sir Andrew (1828-1901)', in D J Jeremy (ed.) *Dictionary of Business Biography. A Biographical Dictionary of Business Leaders Active in Britain in the Period 1860-1980*, (1984-6). The firm majored on flax machinery and machine tools.

he must have hoped would be a dynastic company. John disappeared. George and William Andrew did not have the abilities to lead a major company. Thomas certainly had the abilities, but had no interest in engineering. There were men who could have taken Fairbairns on into the next century. John Haswell, who set up the Vienna locomotive works for Fairbairn and stayed on to become one of the best known locomotive builders in Europe, was one.¹⁶⁵ William Unwin who was Fairbairn's personal assistant from 1856 to 1862, was possibly another. Three years after Unwin had moved to be works manager for Williamson Brothers, William Fairbairn initiated his return to Ancoats as Manager of the Engine Department. However Unwin stayed less than a year, leaving without a job to go to - the probability is that Unwin and Thomas were incompatible.¹⁶⁶ The desirability of bringing extra-familial talent to substitute for absent or withdrawing talent is illustrated by Thomas's cousin, Andrew Fairbairn, in Leeds. He formed Fairbairn, Naylor & Kennedy, majoring on flax machinery and machine tools, with on-going success, and allowing Andrew to pursue his interests as Mayor of Leeds and Member of Parliament.¹⁶⁷ In contrast to William Fairbairn, the two other members of the Manchester engineering triumvirate, Whitworth and Nasmyth, had no sons to enter their firms. They brought in partners and their firms continued into the twentieth century.

Succession and leadership go hand in hand. An absent partner, an absent proprietor, and then an absent chairman, with no executive manager on the board, are unlikely to nurture a successful company. Thomas was absent for the most part of two years for the Art Treasures Exhibition, absent in London from 1862, and absent in Hampshire from 1866. With a 600-acre estate and shrieval duties at the other end of the country, plus meetings of commissioners and boards in London, he had little time for Ancoats and he failed to bring in executive directors to drive forward the day-to-day business of the company.

¹⁶⁵ *Austrian Imperial Railways – Exhibition Catalogue*, (2009), pp.4-5; www.biographiea.ac/oebi_2/206.pdf (accessed 6 October 2010).

¹⁶⁶ Walker, *Unwin*, pp.51-2.

¹⁶⁷ Connell, 'Fairbairn, Sir Andrew', p.311; *Fortunes Made in Business*, pp.288-92. Andrew did, however, make sure he understood flax machinery, visiting the United States, and Hanover where he studied German and familiarised himself with flax mills. Later he investigated the industry across Europe.

Coupled with the lack of leadership, a primary cause of the Fairbairn company's demise was the lack of innovation after William's retirement. Thomas never took out a patent, he undertook no research, and he read no papers to learned societies. Gone were the days when William had innovated in whatever field he was working. Now as windows of opportunity for a product closed, new windows were not being opened. Two pairs of examples illustrate William Fairbairn's achievements, their subsequent decline, and the absence of replacements.

William Fairbairn brought the waterwheel and the flour mill to their zeniths – the culmination of two thousand years of development. But, following developments by Poncelet and Fourneyron in France, and Francis in America, greater efficiencies were being achieved from turbines.¹⁶⁸ Unwin had left Fairbairns to build turbines designed by Fairbairn's former pupil, James Thomson.¹⁶⁹ The engineering division of Escher Wyss, developed in Zurich by Fairbairn's former pupil Albert Escher, manufactured turbines from 1839.¹⁷⁰ Yet Fairbairns continued to build only vertical waterwheels, for which demand decreased and gradually petered out. So too with millstones: before the end of the nineteenth century millstones were finished. Roller milling was faster, used less power and provided a better product. There were experiments with roller mills in Switzerland as early as 1825 and roller milling was used in Budapest in 1839, with roller mills on a larger scale established there in 1874.¹⁷¹ In Britain Fisons at Ipswich used roller milling for semolina in 1862, and several mills introduced the Hungarian system.¹⁷² This was followed by a system developed by Daverio in Zurich and Henry Simon in Manchester.¹⁷³ The Daverio-Simon system was first used in England at McDougalls, a couple of miles from Ancoats.¹⁷⁴ Yet Fairbairns took no part in the rise of of roller-milling.

¹⁶⁸ T S Reynolds, *Stronger Than a Hundred Men: A History of the Vertical Water Wheel*, (1983), pp.338-47.

¹⁶⁹ *M&MWI*, pp.166-75; C Smith, 'Thomson, James (1822-1892)', *Oxford DNB on-line*, (2004), (accessed 9 April 2012). James Thomson was the brother of William Thomson, Lord Kelvin. Crosbie Smith summarises the differences between Thomson's turbine design and the French designs.

¹⁷⁰ J Moser, *Escher Wyss, a Century of Water Turbines*, (1940); <http://www.andritz.com/hy-history-andritz-hydro> (accessed 27 February 2012).

¹⁷¹ H Simon, 'Modern Flour-Milling in England', *MPICE*, 70, 1882, 199-203.

¹⁷² Simon, 'Modern Flour-Milling', 215.

¹⁷³ Anon., *The Simon Engineering Group*, (1947).

¹⁷⁴ Simon, 'Modern Flour-Milling', 216.

The tubular-girder bridge and the tubular crane, in contrast to waterwheels and millstones, were innovations in the 1840s. Tubular-girders were used for some of the longest bridges but, by the mid-1860s, lattice and trussed girders had become the preferred option. Whilst Fairbairn's built lattices they were no longer leading designers and the Intercolonial Railway's choice of pin-jointed trusses from a firm in Philadelphia for long spans was understandable.¹⁷⁵ Fairbairn cranes enjoyed a slightly longer window of opportunity. For heavy loads they were the crane of choice for docksides for twenty-five years from 1850. But by the mid-1860s lattice jibs were the norm for all but the largest cranes, which had to wait until the mid-1870s for more radical solutions by such as Armstrong Mitchell and James Taylor.¹⁷⁶ It was not just the structure of the cranes that was changing. Their means of power were changing too. As early as 1846 William Armstrong had introduced hydraulic cranes and, in the latter quarter of the century, manufacturers such as Stahl built electrically-operated cranes.¹⁷⁷ Fairbairns continued to build decreasing numbers of the same cranes they had built since 1850, with the same manual or steam powered operation. They were left behind.

It was not that there were no new opportunities. They were legion. A section of Chapter 9 focuses on William Fairbairn's involvement with steel. It was soon in use for railway lines, axles, boilers, beams, ships and cables, as it flowed from the new Bessemer furnaces, replacing wrought-iron. But the Fairbairn company was not involved in the manufacture or use of steel. Only two miles from Ancoats, at Knott Mill Ironworks, Fairbairn's boiler-making competitors, W and J Galloway & Sons, were securing orders for Bessemer steel-making plants for firms which were to operate them under licence from Bessemer. The Galloway sons were active partners in the business, which did not become a public company until 1899, and continued until 1932.¹⁷⁸ Musson identifies many new opportunities in this period – steelmaking, the turbine, marine engines, hydraulic machinery, machine tools, rotary and

¹⁷⁵ See Chapter 7.3.

¹⁷⁶ See Chapter 7.4.

¹⁷⁷ O Bachmann, H-H Cohrs, T Whiteman and A Wislicki. *The History of Cranes*, (1997), p.53. An existing Stahl electrically-powered 'Fairbairn' crane at Rorschach on the Bodensee was visited in 2012.

¹⁷⁸ W H Chaloner, 'John Galloway, 1804-1894, engineer, of Manchester and his reminiscences', in D A Farnie and W O Henderson (eds.), *Industry and Innovation. Selected Essays: W H Chaloner*, (1990), pp.116-7; R M Birse, 'Galloway, John (1804-1894)', *Oxford DNB on-line* (2004), (accessed 18 February 2013).

composing machines in printing, the Siemens tank-furnace in glassmaking, roller flour milling, the combine harvester, and the sewing machine.¹⁷⁹

Innovation and the seizing of opportunities usually require considerable capital investment, in machines and in design engineers. Steel-making, turbines, roller-milling, trussed girder bridges, hydraulic machinery and a new generation of cranes could not be introduced without high calibre design engineers, and to secure their services would require either very high salaries or a share in the business. In the absence of company accounts there is little hard evidence but all the indications are that once Thomas was in control there was little investment. This is consistent with Thomas investing his money elsewhere.

Musson suggests five reasons for Fairbairns' demise – loss of pioneering drive, 'too many irons in the fire' (following Ahrons), the onset of a serious trade depression, William Fairbairn's too great a concern about being a public figure coupled with establishing his status as a scientist and writer, and that the sons were less able men.¹⁸⁰ Hayward's reasons for the demise are the loss of Harman in 1873, the lack of proximity to a railway, unsuitable multi-storey buildings, high port charges at Liverpool, and primarily the economic depression extending to 1896, visible in the run-down state of Ancoats.¹⁸¹ Collier's reasons are lack of pioneering drive (following Musson),¹⁸² too much diversification across general mechanical engineering (following Ahrons), increasing local competition, the general down-turn in trade, the retirement of Harman, and management problems.¹⁸³ There are no references from any scholar to the role of Thomas or the lack of investment.

The loss of pioneering drive is absolutely right, as is management problems, but what was the cause of that loss and those problems? The other reasons are questionable. By the time of the demise, Fairbairns had ceased shipbuilding and locomotive building and were concentrating on steam engines and, particularly, structural ironwork. By the time of demise there was only one son in the business

¹⁷⁹ A E Musson, 'The Great Depression in Britain, 1873-1876: A Reappraisal', *The Journal of Economic History*, 19.2, 1959, 206-8.

¹⁸⁰ A E Musson, 'Introduction to the 1970 facsimile Edition' of *Life*, p.xx; Ahrons, *Famous Firms*, 185.

¹⁸¹ Hayward, 'Fairbairns', pp.3.30-1, 3,36-7.

¹⁸² A E Musson and E Robinson, *Science and Technology in the Industrial Revolution*, (1969), p.489n1; Musson, 'Introduction' to *Life*, p.xx.

¹⁸³ Collier, *Stationary Steam Engine Manufacturers*, pp.42-4.

and it had been a public company for over ten years. The ‘serious trade depression’ did not dislodge other leading north-west engineering firms in the 1870s. Saul and Chaloner both believe the ‘Great Depression’ to be a myth, and Emma Griffin has provided evidence that there was a two per cent annual growth rate in both manufacturing output and GDP between 1873 and 1913.¹⁸⁴ Crouzet simplifies the position to ‘two long phases, on each side of a watershed situated around 1865-75 – one of “rapid growth” and one of “slower growth”’.¹⁸⁵ In an earlier paper Musson wrote that it was not expansion of production that had ceased, but that the annual rate of expansion of production had declined.¹⁸⁶ It is true that for William Fairbairn fame was a spur, but it spurred the innovations and projects that drove his ascendancy. It does not appear to be appreciated that William was 65 when he withdrew from the day-to-day management of the firm, and that it was two decades later that the demise of the firm took place – the two decades within which William wrote most of his books and took on his more important public roles. This illustrates the common failure to appreciate Fairbairn chronology. Staffing, location, buildings, transport charges, competition and the general economic climate are matters faced by almost every on-going company and the North-west’s other leading mechanical engineers survived.

Hayward considers the firm was right in the early 1860s to concentrate on structural iron fabrication and erection because it did not require a large design staff, even though ‘it turned out to be an unfortunate decision’.¹⁸⁷ It was the wrong decision. Structural ironwork was an area where consulting engineers were increasingly involved in design. For most contracts the work was relatively simple to fabricate and erect. The result was that many fabricators were able and eager to price the work. This is illustrated by Fairbairns’ tender of £11,500 in 1868 for ironwork for a bridge at Nottingham. Of twenty-four tenders, twenty were lower, the lowest being £7,072.¹⁸⁸ Fairbairns appear to have only come into their own on large, unusual and complex

¹⁸⁴ S B Saul, *The Myth of the Great Depression, 1873-96* (2nd ed.1985); W H Chaloner, ‘Was there a Decline in the Industrial Spirit in Britain 1850-1939?’, *TNS*, 55, 1983-4, pp.211-18; E Griffin, ‘Patterns of Industrialisation’ in M Hewitt (ed.) *The Victorian World*, (2012)pp.90-1.

¹⁸⁵ F Crouzet, *The Victorian Economy*, (English Translation by A. Forster, 1982), p.63.

¹⁸⁶ S B Saul, *The Myth of the Great Depression, 1873-96* (2nd ed.1985); W H Chaloner, ‘Was there a Decline in the Industrial Spirit in Britain 1850-1939?’, *TNS*, 55, 1983-4, pp.211-18; E Griffin, ‘Patterns of Industrialisation’ in M Hewitt (ed.) *The Victorian World*, (2012)pp.90-1.

¹⁸⁷ Hayward, ‘Fairbairns’, pp.3,36-7.

¹⁸⁸ *The Engineer*, 25, 1868, 162.

projects such as the Royal Albert Hall and the iron frameworks for two Spithead Forts.¹⁸⁹ In earlier days Fairbairn's ascendancy was fuelled by innovative designs, rather than the execution of the designs of others.

The tools, plant, machinery and stores were auctioned. The company's creditors were all paid in full. In January 1876 the land and premises were advertised for sale, but could not be disposed of at an acceptable price, and were retained.¹⁹⁰ Some of the premises were let to tenants. Novelli resigned as liquidator in 1882, and was replaced. There was a problem: the rental income was less than the outgoing chief rents. In January 1889 Fairbairn resigned as liquidator and was replaced; and in February the Back Mather Street works was mortgaged to him for £6,000, probably explaining his resignation as a liquidator. In December he advanced a further £500. A year later the Company made a call on shareholders of 10s. per share, and in February 1891 Fairbairn's mortgage was repaid. Six months later he died. The liquidators made another attempt to sell in April 1892. In October 1892 a further call was made of 5s.6d. per share. Due to the unusually long time that had elapsed since the company went into liquidation, some of the shareholders were dead, with insolvent estates, some had disappeared, some were abroad, and some declined to pay. In August 1893 the liquidators went to Court and established that in the event of non-payment of a call they could sell a share or make it forfeit.¹⁹¹ Finality came at a meeting on 26 April 1899. Resolutions were passed that the account of the winding up be received and adopted and that 'the books accounts and documents of the Company and of the Liquidators be destroyed by burning or otherwise'.¹⁹²

¹⁸⁹ Royal Albert Hall: *RIBA Sessional Papers*, 1871-2, 84-90; F H W Sheppard (ed.), *Survey of London, Volume 38: South Kensington Museums Area*, (1975), pp.177-95; Hayward, 'Fairbairns', pp.3.19-3.20. At the time this roof, designed by Ordish & Glover, was the largest in the world without internal support. The framework was tested by assembling it at Fairbairns' works.

Spithead Forts: *Engineering*, 9, 1870, 72; *The Times*, 11 January 1872. Each fort was 200ft in diameter and 26ft high, designed to take 49 large guns in two tiers. Fairbairns incurred a large outlay in fitting up a workshop for this project with the latest Whitworth tools, including several drills capable of drilling 30 holes at once. The specification required all parts of the outer surface to be shaped to a true circle. The framework of the first fort was tested by assembling it at Fairbairns' works, and when delivered to site it fitted together perfectly. The armour-plated cladding was by others. For background see Mitchell with Cantwell and Sprack, *Spit Bank and the Spithead Forts*.

¹⁹⁰ *MG*, 18 September 1875; 15 January 1876.

¹⁹¹ Hayward, 'Fairbairns', pp.3.32-3.

¹⁹² *London Gazette*, 24 March 1899.

Fairbairns was not unique – there were others with some similarities - Marshalls of Leeds is the classic example.¹⁹³ Yet more often than not in family businesses, the second, and sometimes the third, generation rose to the challenge. Howe points out that by 1830 the nucleus of the cotton industry was ‘relatively stable family firms’.¹⁹⁴ In the highest echelons of engineering, Robert Stephenson, I K Brunel, brothers George and John Rennie, and John Penn II, were all second generation; and amongst the majority of Fairbairn’s contemporary leading North-west engineering firms the immediate successors to the founders were hereditary. Thomas died on 12 August 1891 aged 68 and was buried at Twyford.¹⁹⁵ His decease was scarcely noticed in Manchester, where, at the time of the Art Treasures Exhibition, he had enjoyed fame and prestige. The *Manchester Guardian* devoted all of twenty lines of one column to his obituary, and the *Manchester Times* a mere fourteen lines.¹⁹⁶ The contrast with his father’s passing could hardly have been starker. The Fairbairns do not mirror the Buddenbrooks, but there are many similarities

10.10. Conclusion

The demise of the Fairbairn company was brought about by lack of leadership – initially an absentee proprietor, and then, after the flotation, by absentee directors. There was no executive on the board and the employed management, whilst sound engineers, were neither innovators nor entrepreneurs, and were almost certainly given no opportunity to be so. There was neither innovation nor sufficient investment for the future. The contrast with Pender’s leadership of his companies is obvious and both Fore-street and Eley Brothers had previous partners as executive directors. The engineering industry was changing rapidly but Fairbairns was not moving with it. The many new opportunities, which would have needed investment in highly-paid engineers and expensive machinery, were not taken. Whilst in previous decades

¹⁹³ Marshalls: W G Rimmer, *Marshall's of Leeds, Flax-spinners 1788-1886*, (1960), Chapter V, especially p.297, ‘having made their fortunes, Marshall’s sons thought in the 1840’s that they could safely neglect the mills and, instead of searching methodically for profit and improvement as their father had always done, they collected whatever the mills had to offer, regarding profits with the fatalism of a peasant awaiting the harvest’. The Gregs and the Rathbones are also relevant (M B Rose, *The Gregs of Quarry Bank Mill: The rise and decline of a family firm 1750-1914*, (1986), pp.92-3; S Marriner, *Rathbones of Liverpool, 1845-73*, (1961), p.131). These were all originally Unitarian families.

¹⁹⁴ Howe, *Cotton Masters*, p.311.

¹⁹⁵ *Hampshire Advertiser*, 26 August 1891.

¹⁹⁶ *MG*, 15 August 1891; *Manchester Times*, 21 August 1891.

William's emphasis was on engineering achievement, and profit often (but not always) followed, with Thomas's emphasis on profit, it tended to be elusive. There were many engineering opportunities in the second half of the nineteenth-century which other North-west engineering companies took, but which Fairbairns failed to take.¹⁹⁷ The most able premium apprentices and young journeymen no longer made their way to Ancoats. Burnham and Hoskins in their study of the iron and steel industry came to the view that 'if a business deteriorates it is of no use blaming anyone except those at the top'.¹⁹⁸

Behind the immediate causes of demise there is the underlying question of why the succession failed, especially so as William, avoiding the common pitfalls, had retired and handed on the control of the company. The engineering industry was changing rapidly and rule-of-thumb had given way to a much more theoretical approach. Increasingly engineers were being trained at university level, sometimes in addition to a premium apprenticeship. The older Fairbairn boys experienced neither. They had some maths lessons from Hodgkinson and worked in the firm's office. All the indications are that Thomas was the only one of the older sons with the ability to undertake a university course, but financial circumstances at the relevant time prevented this, and he had no interest in engineering beyond the money it brought him. William took his sons into partnership too soon – before they had had a thorough engineering education. His arrangements for succession included no recruitment of people of ability from outside the family, and the firm's subsequent demise endorses Rose's argument on the need for such leavening.¹⁹⁹ Thomas could have saved the firm by bringing in competent partners as his cousin Andrew had done in Leeds, but he did not do so.

The effects of the 1862 Companies Act were far-reaching and possibly some were not anticipated when the Act was passed. 'The Act of Sixty-Two' may have changed

¹⁹⁷ Such companies included: Galloways, Whitworth, Nasmyth Wilson, Sharp Stewart, Lairds, Beyer Peacock, Hicks, Daniel Adamson, Craven Brothers.

¹⁹⁸ T H Burnham, and G O Hoskins, *Iron and Steel in Britain, 1870-1930: A comparative study of the causes which limited the economic development of the British iron and steel industry between the years 1870 and 1930*, (1943), p.271.

¹⁹⁹ M B Rose, 'Beyond Buddenbrooks: the family firm and the management of succession in nineteenth-century Britain' in J Brown and M B Rose, *Entrepreneurship, networks and modern business*, (1993), pp.133-5.

the world, but not all benefited from it.²⁰⁰ Thomas provides an early illustration of an owner realising capital through the use of the Act, a subject on which little has been written. Indeed Daunton does not mention this as a means of entry into the ‘gentlemanly economy’ when he describes the ‘gentlemanly capitalist’, removed from the grimy industrial environment to a landed estate, but living mainly on dividends, profits and fees arising from his shareholdings and directorships.²⁰¹ There could hardly be a better example than Thomas. Thomas also illustrates networking amongst directors of early limited companies – with in his case several links back to the guarantors of the Manchester Art Treasures Exhibition.

Gentrification *per se* was not necessarily the cause of company failures, as Pender showed by his gentrified entrepreneurship; nor was involvement in activities divorced from engineering, as was shown by Andrew Fairbairn. Similarly land ownership was not *per se* detrimental, as has been shown of some of the Greg family who combined successful business careers with the purchase of land, as a safe investment for surplus capital rather than for social prestige.²⁰² However Thomas Fairbairn is distinguishable from the Gregs in that one of his motives for the purchase of land was prestige, and his purchase of a landed estate was made from realised capital, rather than from surplus profits.

Thomas may be viewed in at least two disparate and contrasting ways. First, that he was a shrewd and successful businessman. Finding his assets tied into a tired and declining business, paying a dividend of around seven per cent, and with the risk that vagaries of the market or a disastrous contract could precipitate bankruptcy, he took steps to use the new legislation to move his assets out of the company – an entrepreneurial exercise in itself. He then reinvested them, partly in relatively risk-free landed property and partly in companies paying dividends of 15-25 per cent.

²⁰⁰ ‘All hail, astonishing Fact!
All hail, Invention New
The Joint Stock Company’s Act
The Act of Sixty-Two.’ (W S Gilbert and A Sullivan, *Utopia Limited, or The Flowers of Progress*, (1893), Chorus – end of Act 1).

²⁰¹ Daunton, “Gentlemanly Capitalism”, pp.125-6. He does however note that prior to 1907 there was reluctance by the merchant sector to adopt limited liability (pp.143-4).

²⁰² M B Rose, ‘Diversification of Investment by the Greg Family, 1800-1914’, *Business History*, 30, 1988, pp.79-81, 85-8; Daunton, “Gentlemanly Capitalism”, p.131.


This enabled him to live in an attractive part of the country and receive dividends and director's fees for congenial work, which involved neither the grime of the foundry nor the inevitable hassles of an engineering business with a large labour-force. Here was the free market economy at work, with Thomas Fairbairn using it with considerable astuteness.

An alternative view is that Thomas, with the privilege of wealth, had a duty towards those who had helped to generate that wealth, the skilled craftsmen and other employees, some of whom had worked for Fairbairns for decades, and a duty towards those who had placed their confidence in the firm's management by buying its shares. When William retired, the firm was far from being a tired and declining business, and opportunities in engineering were legion. If by 1860 the business had started to decline it was because Thomas had failed to provide leadership and investment. For him to take out his money, rather than invest in management, machinery and innovation, was entirely selfish, showing a contemptuous disregard for employees and shareholders alike.

The gifted Thomas sought pleasure in art and the gentility of a stately home. He died sad and forgotten.²⁰³ His father, living for sixty years within walking distance of the noise, dirt and sweat of the foundries, forges, factories and workshops of industrial Ancoats, achieved fulfilment and fame as he single-mindedly followed his calling as a millwright and engineer, bringing benefits to many throughout his long life.

²⁰³ Thomas's two eldest surviving children were without hearing or speech; two of his children died as teenagers; his daughter Mary's marriage to Sir Archibald Napier, Bt., failed; his son Thomas Gordon, after Eton and Jesus, was charged with fraud of c£80,000 and fled to America; and Thomas suffered deteriorating health in spite of visits to Continental spas. In 1887 Holman Hunt wrote to George Craik that Thomas was 'much dejected just now' (quoted in Bronkhurst, 'Fruits', p.597).

Chapter 11: Conclusion



Illus. 11.1: The header to the cover of *The Practical Mechanic's Journal*, in the mid-1850s.

The Great Exhibition Building, Saltaire and the Britannia Bridge.

William Fairbairn, an unknown apprentice millwright at a Newcastle colliery, became the best known living engineer of the 1860's. His importance is recognised today by leading historians of industrial development – thus Mokyr's description of him as 'a worthy heir to John Smeaton',¹ who was 'the first to achieve distinction as an engineering scientist';² and Rosenberg's statement that the thesis could 'readily be defended' that 'Fairbairn contributed more than any other single individual to the emergence of mechanical engineering in the first half of the nineteenth century'.³ It is therefore startling that so few today are aware of Fairbairn's work beyond his involvement in the Britannia Bridge, and that Fairbairn studies are so few, largely limited to discrete areas of his work.

This thesis has for the first time brought together Fairbairn's wide range of work, and done so within a chronological framework, in order to provide an overview of the engineer and his achievements – and failures – and to provide answers to the three questions posed at the outset: how did the unknown apprentice achieve this

¹ J Mokyr, *The Lever of Riches: Technological Creativity and Economic Progress*, (1990), p.105; J Mokyr, *Twenty-five Centuries of Technological Change: A Historical Survey*, (1990), p.69.

² A W Skempton (ed.), *John Smeaton, FRS*, (1981), p.1.

³ N Rosenberg, 'Review of *The Life of Sir William Fairbairn, Bart.* Reprint with Introduction by A E Musson', *Economic History Review*, 25.4, 1972, 712.

ascendency; in what areas was his work influential; and what was the cause of the demise of the major engineering company he founded, within a year of his death?

Ascendency

Of the many factors that contributed to Fairbairn's ascendency the evidence indicates that there are seven that predominate – time and place, innovation, experimentation, optimisation, industry, networking, and the British Association.

Settling in Manchester as a journeyman millwright, he was in the right place at the right time, with the right skills. During the 1820's, fuelled by the burgeoning cotton industry, the centre of mechanical engineering moved from London to Manchester. During Fairbairn's six decades in Manchester it became the centre of the industrial world at a time of which Checkland has written:

It is probably not far from the truth to say that the period from 1815 to 1885 in Britain represents that range of human experience in which individual economic initiative had its greatest opportunity to operate upon men and things, and in so doing to re-make an ancient society.⁴

Important also was that 1817, when Fairbairn & Lillie commenced in business, was within a limited time-span when there was a call for millwrighting skills, but before the need for major capital outlay on machine tools, which would have been required only a decade later. It was a transitional age and Fairbairn was a transitional figure who was 'one of the chief agents and eyewitnesses'⁵ of the change from hand-craft to machine tools, from rule-of-thumb to theoretical engineering, and from cast-iron, via wrought-iron, to steel.

A factor that distinguished Fairbairn from most of his contemporary millwrights and engineers was his ability to see possibilities which others either did not see, or, if they did see, did not pursue. His frequent approach was that of Schumpeter's entrepreneurial 'innovator' who takes a 'hint' from something that is out there, but which no-one else has developed:

⁴ S G Checkland, *The Rise of Industrial Society in England 1815-1885*, (1964), p.103.

⁵ A E Musson, 'Introduction to 1970 Edition' of *Life*, p.vi.

I must candidly admit that whatever improvements I have effected in practical science have originated in some useful hint which I have applied, when ruminating on the subject, for the purpose I wished to attain.⁶

This was so in power transmission, ventilated waterwheel buckets, fan-driven ventilation, the riveting machine, the Lancashire boiler, drop valves and the tank engine, all of which brought him commercial benefits. The evidence, contrary to what is suggested by Musson and Tann, indicates that the power transmission improvements first used at the Murray and Sedgwick Mills - wrought-iron line-shafting of reduced diameters turning at greater speeds - were attributable to Fairbairn, and were the foundation of Fairbairn & Lillie's success.⁷ Fairbairn also had the ability to see and grasp the potential opportunities provided by the transfer of technology from one branch of engineering to another, as the use of marine engines in textile mills and coal mines; and by derivation from one engineering product to others, as the tubular crane from the tubular-girder bridge.

Fairbairn was the great experimental engineer of his age. His involvement in experiments on the Forth & Clyde canal led him into shipbuilding. His best-known experiments, those in connection with the Britannia Bridge, besides leading to the longest railway bridge of its day, were the earliest buckling tests on thin-walled tube structures, which have been recognised by Alec Skempton as perhaps 'the most significant single piece of research in structures in the nineteenth century', and by Donald Cardwell as the most revolutionary advance in structural engineering' in that century.⁸ These experiments led to fame and, through their derivative tubular structures, to fortune.

The approach to much of Fairbairn's work was that of optimisation – bringing together the best from every source resulting in some of the most advanced machines and structures of his day, for example his waterwheels, the passenger lift and single-storey integrated textile mills. Optimisation is a term rooted in

⁶ *Life*, p.106.

⁷ A E Musson and E Robinson, *Science and Technology in the Industrial Revolution*, (1969), pp.462-3, 481; J Tann, *The Development of the Factory*, (1970), pp.103-5.

⁸ A W Skempton, *Proceedings of the Institution of Civil Engineers*, Vol.1.3, 1952, 405, cited in Smith, *Contribution*, p.4; A W Skempton, 'Discussion', following R J M Sutherland, 'The introduction of structural wrought iron', *TNS*, 36, 1963-4, 83. D Cardwell, *James Joule, A Biography*, (1989), pp.34-5. See also S P Timoshenko and J M Gere, *Theory of Elastic Stability, Second Edition*, (1961), p.432.

mathematics, but is increasingly found in economics and information technology. It is used in current engineering but is not found in the history of engineering where, in the sense of 'to make as perfect and efficient as possible', it provides a useful description of Fairbairn's work.⁹ With optimisation, advanced products of high quality were produced, enhancing Fairbairn's reputation and attracting clients who had the vision and the money to procure the best.

Fairbairn was indefatigable. Through his Scottish background, the residual Puritanism of Cross Street Chapel and the Enlightenment *Sermons* of Hugh Blair, he was imbued with the work ethic. Time was never wasted. Motivated primarily by a striving for excellence and recognition as an engineer, pecuniary incentives were never to the fore: 'Fame with him was ever before money'.¹⁰ He had many interests but, apart from reading some fiction, all were linked to the common cable of engineering.

In Chapter 4 we saw that Fairbairn's ascendancy was also fuelled by networking. Fairbairn was a consummate networker. He was drawn towards outstanding engineers – by 1824 he knew three of R C Allen's list of seventy-nine 'Great Inventors',¹¹ and from the 1830s, through the Institution of Civil Engineers and the British Association for the Advancement of Science, he established a national profile, coming to know almost all the leading engineers in Britain. No less than six of his clients were sometime Presidents of the Institution of Civil Engineers.¹² Fairbairn & Lillie's most spectacular commissions at the Murray and Sedgwick Mills came from fellow-Scots with engineering backgrounds. Their link with John Kennedy demonstrates the effect of the network of a satisfied patron. George Stephenson, whom Fairbairn had known from apprenticeship days a quarter-of-a-century earlier, was the catalyst both for Fairbairn's cast-iron girder bridge at Manchester and later for the great wrought-iron Britannia and Conway bridges. Giedion writes of 'the instinctive prescience of genius' being shown by 'turning up wherever new things were being done', and Fairbairn always seemed to appear at important landmarks in

⁹ S S Rao, *Engineering Optimization: Theory and Practice*, (1996).

¹⁰ *Life*, p.466, quoting 'a friend who knew him in business'.

¹¹ R C Allen, *The British Industrial Revolution in Global Perspective*, (2009), Appendix: A list of the great inventors [of the seventeenth and eighteenth centuries], pp.269-70.

¹² Cubitt, Bidder, Vignoles, Hawkshaw, Fowler and R Stephenson.

engineering - the Liverpool and Manchester Railway, the first iron steamships for Australia, the Britannia Bridge, the most advanced factory of the time at Enfield, the Atlantic Telegraph, the first wind-tunnel.¹³

A seventh factor that was important in Fairbairn's ascendancy was his involvement in the British Association from the mid-1830s. Here he met leading scientists and engineers. Here was a stimulus for his research and a platform for his papers. In 1861 he received the Association's highest honour, its Presidency, two years after Prince Albert, and the first engineer to hold this position.

Influence

Fairbairn's influence was extensive. In this section his six major areas of influence are summarised – power transmission, mill-building, boilers, tubular structures, shipbuilding, and experimentation – together with four ways whereby his influence was diffused – through structures and artefacts, through personal connections, through papers and books, and through employees and pupils.

The power transmission at the Murray and Sedgwick Mills, which provided the launch of the Fairbairn & Lillie partnership, also established the pattern of power transmission within factories for over a century, until steam engines were replaced by electric motors.

The work at the Murray and Sedgwick Mills began half-a-century of Fairbairn's industrial buildings which incorporated cumulative improvements in layout, structure, appearance, prime-movers and building services, to provide examples at the cutting edge of innovation across five decades. No other engineer influenced the development of industrial buildings from 1820 to 1870 to the extent that Fairbairn's did, from simple buildings in the functional tradition to the architecture of Saltaire, and the automated single-storey factory, with an increasing emphasis on building services – heating, ventilation, lifts - and safety issues including fire protection, dust control, smoke prevention and boiler safety. The list of *existing* world *textile* sites

¹³ S Giedion, *Space Time and Architecture*, (3rd ed. 1954), p.599). He was writing about the French Architect, Le Corbusier.

prepared by The International Committee for the Conservation of the Industrial Heritage contains more mills on which Fairbairn worked than any other engineer, architect, contractor or entrepreneur.¹⁴ His influence as a mill-builder was world-wide.

Fairbairn's introduction of the riveting machine in 1837 dramatically changed boiler construction, producing better boilers, more quickly, at a fraction of the cost. The Lancashire boiler, introduced by Fairbairn and Hetherington in 1844, became the most widely used boiler for the rest of the steam age. Fairbairn's Britannia Bridge experiments had some affinity to his later experiments on the Resistance of Cylindrical Vessels to Collapse, the first investigations of the conditions of rupture in vessels exposed to uniform external pressure, which immediately led to the widespread introduction of strengthening rings to boiler flues, reducing the risks of explosions. From these experiments elastic stability has developed into a major area of engineering science. Thus in 1998 Josef Singer, widely recognised as the leading authority on 'buckling', wrote of Fairbairn's work on cylindrical vessels:

Fairbairn's reports were not only the first accounts of a comprehensive program (sic) in shell stability ... but they ... present a well documented discussion of a systematic and carefully planned study, that provides enlightening reading even today.¹⁵

Fairbairn was the driving force in boiler safety, instituting boiler inspections through the Manchester Steam Users' Association, which spawned similar associations in many cities.

The evidence introduced and discussed in Chapter 5 indicates that Fairbairn's shipyard was 'the first great iron ship-building yard in Britain'¹⁶ – one of the yards which laid the keel of the British shipbuilding industry which became the greatest in the world.¹⁷ Fairbairn's major contributions to shipbuilding were his experiments on the strength of wrought-iron plates and riveted joints; and the cellular structure of ships' hulls, which followed from the Britannia experiments and was first used by

¹⁴ TICCIH, *The International Context for Textile Sites*, (2003).

¹⁵ J Singer, 'Experimental Studies in shell buckling', in N F Knight and M P Nemeth (eds.), *Stability Analysis of Plates and shells: A Collection of Papers in Honor of Dr Manuel Stein*, (1998), p.21.

¹⁶ S Smiles, *Industrial Biography*, (1863), pp.327-8.

¹⁷ L T C Rolt, *Victorian Engineering*, (1970), p.78.

Brunel and Scott Russell for the *Great Eastern*.¹⁸ Before that 'most of the ideas of the iron shipbuilder were obtained from the construction of wooden ships'.¹⁹

From Fairbairn's Britannia bridge experiments, engineers learned the importance of previously unknown buckling phenomena, how to use cells to avoid buckling in the compression flange, how to use stiffeners to avoid web buckling, and the behaviour of plates in compression and bending.²⁰ In Europe the Britannia Bridge influenced the shift from suspension-bridges to girder-bridges in the 1850s. The bridge had a major influence on shipbuilding, and its derivatives included the tubular-girder bridges and 'Fairbairn' cranes. Far from being a cul-de-sac in bridge design, Britannia was influential in its day and, as Åkesson has convincingly shown, a harbinger of the tubular bridge structures of the second half of the twentieth-century.²¹

Boilers and bridges were by no means the only fields of Fairbairn's experiments. There were many more. His early work on cast-iron provided knowledge widely relied on for the remainder of the nineteenth-century. His sustained-load experiments, over an impressive seven years, were the first 'creep' tests undertaken in this country and no equivalent work was done for another century.²² His investigation of the strength of wrought-iron plates and riveted joints, disproved a widely held view that joints with a single row of rivets were stronger than the plates. The results increased marine safety and were relied on for thirty years. He undertook fatigue tests on wrought-iron beams, conceiving fatigue failure to be caused by exhaustion of plastic ductility, which would become the basis of subsequent twentieth-century theories of fatigue.²³ By the mid-1860s, his experimental work had moved to steel. Once again he was to the fore in providing useful information as

¹⁸ *The Artizan*, July 1856, 145.

¹⁹ E C Smith, *A Short History of Marine Engineering*, (1938), p.109.

²⁰ J Singer, J Arbocz and T Weller, *Buckling Experiments: Shells, Volume 2, Shells, Built-up Structures, Composites and Additional Topics*, (2002), p.623.

²¹ B Åkesson, *Understanding Bridge Collapses*, (2008), pp.179-92.

²² See p.147; A I Smith, 'William Fairbairn and Mechanical Properties – 50,000 hours sustained-load tests on iron bars', *The Engineer*, 216, July-Dec.1963, 543-5; L Haworth, 'The Importance of Properties of Materials to the designer', in T F Roylance (ed.), *Engineering Design: Papers given at the University of Nottingham Summer School of Engineering Design, September 1964*, (1966), p.114.

²³ B Åkesson, *Fatigue Life of Riveted Steel Bridges*, (2010), pp.7-9; A I Smith, 'William Fairbairn and Mechanical Properties of Materials: The Effect of Repeated Loading on Strength', *The Engineer*, 26 June 1964, 1133-6.

steel became more readily available. The great bridge experiments, and those on canal boats, used trial-and-error or parameter variation in search of solutions, supporting the theory that technology was not the application of knowledge derived from science. But many of Fairbairn's experiments were in the Newtonian tradition where experimental observations provided the basis for mathematical generalisations. This was 'useful knowledge' on which engineers relied and which affected engineering practice, supporting the view that technology was the application of knowledge derived from science - 'the enlightened economy' of Mokyr and of Allen in full flow.²⁴

Fairbairn's experimental work was more extensive and important than that of any of his contemporary engineers, giving good grounds to endorse Macquorn Rankine's assessment, written during Fairbairn's lifetime, that he was 'one of the most eminent engineers and cultivators of mechanical science',²⁵ an assessment endorsed by the research engineer and scholar Alastair Smith in the 1960s.²⁶

Fairbairn's influence was diffused in many ways, of which this thesis has identified four that stand out. First, the buildings and machinery were visited, and often copied – Schumpeter's 'imitation'. Examples include the waterwheels at Deanston and Wesserling, transmission shafting, drop valves and tubular cranes. Mills including the Murray and Sedgwick Mills, Orrell's Mill, Saltaire and the Royal Small Arms Factory at Enfield attracted a steady stream of visitors from Britain and the Continent.

Personal connections were all-important in the diffusion of influence. Clients from Switzerland, Turkey, Germany, Sweden and elsewhere visited the Ancoats works. Fairbairn made many overseas visits, including to all these countries, as well as to France, Russia and, on many occasions, Ireland.

²⁴ J Mokyr, *The Enlightened Economy: Britain and the Industrial revolution 1700-1850*, ([2009] 2011 ed.), p.40; Allen, *British Industrial Revolution*, pp.239-41.

²⁵ W J M Rankine, 'William Fairbairn', in *The Imperial Dictionary of Universal Biography*, Vol.2. (1863).

²⁶ A I Smith, 'William Fairbairn – Experimental Engineer', in E G Semler (ed.), *Engineering Heritage: Highlights from the History of Mechanical Engineering, Volume 2*, (1966), p.20, where Smith also wrote that 'It is to ... Fairbairn and Rankine ... that we owe, perhaps more than to any others, the establishment of modern engineering science. Rankine made unique contributions on the theoretical side, and Fairbairn on the practical and experimental'.

A third route by which Fairbairn's influence diffused was by papers and books. He delivered more papers than any of his contemporary engineers, and wrote more books. His papers were largely about his experiments and his engineering projects. They were generally widely reported. His major books became standard works, running to several editions with several translated into European languages. Rankine, in his standard text, *A Manual of Machinery and Millwork* (1869), included Fairbairn's *Mills and Millwork* as one of four works 'so frequently referred to' that they were listed in the preface.²⁷

Fairbairn attracted many very able young engineers to Ancoats. Those who trained or obtained experience with him have never previously been collectively identified (and this appears to be the case with other post-Maudslay nineteenth-century engineering firms). With five who became professors of engineering and four engineers who were knighted, Fairbairn's Ancoats works was the successor to the Maudslay 'nursery'.²⁸ When these men moved on, something of Fairbairn's commitment to optimisation, education and investigation diffused with them.

Demise

In any comprehensive study of Fairbairn's life it is inevitable that much of the emphasis will be on his successes. Yet historians are increasingly appreciating the importance of the study of failure, as well as of success.²⁹ Fairbairn encountered difficult times in childhood, as an apprentice and as a journeyman, all of which influenced his later life, as discussed in Chapter 3. The Fairbairn & Lillie partnership started with set-backs, and the dissolution of that partnership was stressful. Severe financial pressures at the end of the 1830s were followed by the demise of the Millwall shipyard. There were the disagreements arising from the Britannia and Conway Bridges, and failures to secure other much-wanted commissions. Some of these difficulties and failures had positive aspects. If Fairbairn had continued in partnership with Lillie, it is likely he would have made a comfortable living,

²⁷ W J M Rankine, *A Manual of Machinery and Millwork*, (1869), p.vi.

²⁸ J A Cantrell and G Cookson (eds.), *Henry Maudslay and the Pioneers of the Machine Age*, (2002).

²⁹ Pinch and Bijker, 'The Social Construction of Facts and Artifacts', p.16; P Fridenson, 'Business Failure and the Agenda of Business History', *Enterprise and Society*, 5.4, 2004, 565; R Morris, *Time's Anvil: England, Archaeology and the Imagination*, (2012), pp.19, 319.

undertaking millwrighting work, and been forgotten. Had he not resigned from the Britannia Bridge it is unlikely that his role in it would have been appreciated to anything like the extent that it is today. Fairbairn's response to set-backs and failures was 'an indomitable spirit and unflinching industry'.³⁰ This resonates with Bolton and Thompson's assessment that overcoming adversities is an entrepreneurial trait.³¹ His deepest disappointment, although he never mentioned it, must surely have been the failure of his sons to take the company forward after he had passed its management to them – the shattering of the dynastic dream.

The decline and ultimate fate of the Fairbairn Engineering Company reinforces Rose's argument that succession 'forms the critical foundation upon which the future prosperity of a family firm rests'.³² The latter years of the family business prior to Fairbairn's retirement were successful and profitable, with the company held in high renown. Thereafter things went awry. It was probably the entrepreneurial dynastic imperative, identified by Schumpeter and Perkin, which limited Fairbairn's later partners to his sons,³³ none of whom had studied engineering at university or served a premium apprenticeship. The demise of the company had its roots there, three decades before it actually ceased trading. As we saw in the previous chapter, Thomas's success in organising the Art Treasures Exhibition highlights his abilities, while at the same time revealing interests, lifestyle and networks very different from those of his father. By 1859, six years after William's retirement, the firm was in the sole hands of Thomas who was quick to see and seize the opportunities provided by the 1862 Companies Act. The flotation of his company in 1864 provides an early example of the application of the Act by a proprietor eager to realise capital from his business, in this case to purchase a landed estate. This suggests a more immediate impact of this facet of the 1862 Act than has previously been appreciated. Thomas's action was not simple gentrification as envisaged by Wiener, but rather Daunton's

³⁰ *Life*, pp.149, 340-1.

³¹ W K Bolton and J L Thompson, *Entrepreneurs: Talent, Temperament, Technique*, (2000). p.20.

³² M B Rose, 'Beyond Buddenbrooks: the family firm and the management of succession in nineteenth-century Britain' in J Brown and M B Rose, *Entrepreneurship, networks and modern business*, (1993), pp.133-5.


³³ J A Schumpeter, *The Theory of Economic Development*, (1934), pp.93-4; H Perkin, *The Origins of Modern English Society 1780-1880*, (1969), pp.83-5.

'gentlemanly capitalism', where commerce was removed from controlling a large work-force in a grimy industrial environment to panelled boardrooms in the City.³⁴

No other leading north-west engineering company ceased to trade during the 1870's, and many continued into the twentieth century. Contrary to what has been said by Ahrons, Musson, Hayward, Collier and Biddle,³⁵ primary research into the career of Thomas Fairbairn in this thesis points to the fact that it was largely his failure to provide effective management and leadership, coupled with lack of both investment and innovation, that destroyed the company.

Summation

This thesis has shown William Fairbairn to have been one of the most versatile engineers of his time, the great mill-builder and experimental engineer of the middle-quarters of the nineteenth century, an important contributor to iron shipbuilding during the critical decade 1835-44, and to wrought-iron bridge-building during two of the most formative decades in the history of bridge-building. His obituary in *The Engineer* included the apposite words: 'it is difficult to discover a branch of the art of mechanical engineering to which Fairbairn has not contributed something. His footprints may be found on every path which the engineer can tread'.³⁶



Illus. 11.2: E E Geflowski, *Sir William Fairbairn, Bart.*, (1878), Manchester Town Hall.³⁷

³⁴ M J Wiener, *English Culture and the Decline of the Industrial Spirit, 1850-1980*, (2nd ed. 2004); M J Daunton, "Gentlemanly Capitalism" and British Industry 1820-1914', *Past and Present*, 122, 1989, 125.

³⁵ See pp.317-8.

³⁶ *The Engineer*, 38, 1874, 154.

³⁷ Photograph by Ian Coates Studios (1972-3). I am grateful to Sir James Brooke Fairbairn, 6th Bt. for this photograph.

Appendices

Appendix 4.1 : The main mill buildings with which William Fairbairn was involved.

Notes.

1. The following list is largely restricted to occasions on which mills were built, or the power transmission installed. Occasions where work was limited to the prime mover and/or boilers are omitted – see further appendices below..
2. Mills where Hodgkinson beams are known to have been used, but where there is no other evidence of Fairbairn involvement, are omitted.
3. There is no doubt that there were many other mills by Fairbairn, particularly in industrial Lancashire.

Date	Location	Owner	Purpose	Type	'Fire-proof'	Prime mover	Architect	Existing	Notes	Main References.
1818	Murray Mill, Ancoats, Manchester	A & G Murray	Cotton Spinning	Multi-storey	Yes	Steam	N/A	Yes	Fairbairn & Lillie renewed the power transmission	I Miller and C Wild (eds.), <i>A & G Murray and the Cotton Mills of Ancoats</i> , (2007), pp.77-8. See Chapter 4 of thesis.
1818-20	Sedgwick Mill, Ancoats, Manchester	McConnel & Kennedy	Cotton Spinning	Multi-storey	Yes	Steam (B&W)	None	Yes	Fairbairn prepared drawings. Fairbairn & Lillie undertook the millwork. Altered by WF, mid 1860s.	Miller and Wild, A & G Murray, pp.51-54; S Little, <i>Report on the McConnel & Co Mills. An Archaeological Survey on the Royal Mill Complex, Ancoats</i> , (2007); S Little, 'The Mills of McConnel & Kennedy, Fine Cotton Spinners', <i>Transactions of the Lancashire & Cheshire Antiquarian Society</i> , 104, 2008, 35-59; C H Lee, <i>A Cotton Enterprise 1795-1840: a history of M'Connel & Kennedy fine cotton spinners</i> , (1972).
1824 and later	Ancoats, Manchester	Own works	Engineering, inc. foundry	Various	In part	Manual then Steam	None	No		See appendix 3.1.
1824-25 & 1828	Bean Ing Mills, Leeds	Benjamin Gott	Wool Spinning & weaving	Multi-storey extension	Yes	Steam (B&W)	None	No		Letters, Fairbairn to Gott, Gott Papers, Brotherton, Library, Leeds; <i>Application</i> , p.5; R Fitzgerald, 'The Development of the Cast Iron frame in Textile Mills to 1850', <i>IAR</i> , 10,2, 1988, 138; D T Jenkins, <i>The West Riding Wool Textile Industry 1770-1835. A Study of Fixed capital Formation</i> , (1975), p.60.
1824	Caledon, Ireland	Earl of Caledon	Corn Mill	Multi-storey		Water. Steam later	None	No	Extent of Fairbairn & Lillie's involvement unclear.	M Lake, <i>Caledon Conservation Area</i> (2003), p.18; W A McCutcheon, 'Water Power in the North of Ireland', <i>TNS</i> , 39, 1966-7, 93; W A McCutcheon, <i>The Stationary Steam Engine in Ulster</i> , (reprinted from <i>Folk & Farm</i> . No date), pp.8-9, 23 and Plate 5.
1824	[Gorton Mills, Manchester]	A Lees	Cotton Spinning & weaving	Multi-storey + later additions in 1830s including single-storey weaving shed.		Steam	None	No	Circumstantial evidence only. Farnie dates this mill as 1825 and attributes it to Lillie which the 1833 extensions could have been. After extension, very similar to Orrell's Mill	D A Farnie, <i>John Rylands of Manchester</i> , (1993), p.12, Fig.3; F Wightman, <i>Gorton Mills</i> , (1980. Copy held at G M Record Office).

1825	Bradford	John Wood	Worsted spinning	Multi-storey	Yes	Steam (B&W)	None	No		Fitzgerald, 'Development of the Cast Iron Frame', 139; J Tann, <i>The Development of the Factory</i> , (1970), p.40; Jenkins, <i>The West Riding Wool Textile Industry</i> , pp.106-8; J T Ward, 'Two Pioneers of Industrial Reform', <i>Journal of the Bradford Textile Society</i> , 1964; <i>Application</i> , p.7.
1825-28	Havelock Mills Manchester	Vernon Royle	Silk spinning	Multi-storey	No	Steam	None	No	Machinery by F&L	Ure, pp.249, 266, 272-5; <i>M&MWH</i> , pp.213-6; M Williams, 'Havelock Mill, Manchester : A case-study in the emergency recording of a large urban mill complex', <i>IAR</i> , 16.1, 1993,100-10.
1826	Portlaw, Ireland	Malcolmson Brothers	Cotton spinning	Multi-storey	Yes	Water	None	Yes, In part		T Hunt, <i>Portlaw, County Waterford 1825-1876. Portrait of an Industrial Village and its Cotton Industry</i> , (2000), pp.46-8; A Bielenberg and J M Hearne, 'Malcolmsons of Portlaw and Clonmel: some new evidence on the Irish cotton industry 1825-50', <i>Proceedings of the Royal Irish Academy</i> , 106C, 2006, 342, 346-7.
Pre-1827	Pollard Street, Ancoats, Manchester	J Pollard	Cotton spinning			Steam	N/A	No	Fairbairn & Lillie were responsible for the shafting.	<i>MG</i> , 17 November 1827.
1830	Egerton, Bolton	Ashworths	Cotton spinning, weaving and dyeing	Multi- and single storey		Water + steam	None	No		R Boyson, <i>The Ashworth Cotton Enterprise. The Rise and fall of a family Firm 1818-1880</i> , (1970), pp.19-23, Plate IV; <i>Life</i> , pp.146-8; J H Longworth, <i>The Cotton Mills of Bolton: A Historical Directory</i> , (1987), pp.20-1.
1831	Macclesfield, Cheshire	Francis Brindley & Co	Corn Mill	Multi-storey	Probably	Steam	None	No	This may have been the first mill with Hodgkinson beams	N Brindley, 'Francis Brindley and the Marple Brindleys' at http://www.marple-uk.com/marple_brindleys.htm (accessed 26.03.13), p.3of12; <i>MG</i> , 22 May 1830.
Pre-1832	Knott Mill, Manchester		Cotton	Multi-storey		Steam	None	No	Fairbairn & Lillie's work probably limited to the shafting.	<i>MG</i> , 9 August 1834.
1833	Park Mill, Brereton, Cheshire.	John Howerd	Corn Mill	Multi-storey		Water + Steam	None	Yes		T Bonson, <i>Driven by the Dane : Nine Centuries of Waterpower in South Cheshire and North Staffordshire</i> , (2003), pp.175-83.
1834-37	Stockport	Ralph Orrell	Cotton spinning & weaving	Multi-storey + weaving shed.	Yes	Steam	None	No		Ure, pp.33-4 + frontispiece: A Ure, <i>The Cotton Manufacture of Great Britain</i> , (1836), Vol.1, pp.296-304, 311-2 + Plates 1 and 2; Fitzgerald, 'Development of the Cast Iron Frame', 139-41.
1835	Hammerstein, Germany	F A & W Jung	Cotton	Multi-storey		Water and steam				A Oehike, 'Das englische Vorbild: Die Einführung moderner Spinnereibauten und Textiltechnik aus Lancashire', in H Bönninghausen et al, <i>Cotton mills for the continent: Sidney Stott und der englische Spinnereibau in Münsterland und Twente</i> , (2005), p.34n5; T C Banfield, <i>Industry of the Rhine embracing a view of the social condition of the rural and manufacturing population of that district, 2, Manufactures</i> , (1848), pp.145-6).
1835	Millwall, London	Own shipyard.	Shipbuilding	Single-storey		Steam	None	No		<i>Life</i> , pp.335-42; R A Hayward, <i>The Story and Scandal of HMS Megaera</i> , (1978), pp.18-21; <i>CE&AJ</i> , 3, 1840, 397; <i>ILN</i> , June 1848, 309.

1836	Stalybridge, Cheshire.	Bailey Brothers	Cotton spinning & weaving	Two-storey		Steam	None	No	Side-lever engine.	Ure, <i>Cotton Manufacture</i> , Vol.2, p.313; I Haynes, <i>Stalybridge Cotton Mills</i> , (1990), p.33; <i>M&MWWI</i> , pp.246-8, Plate 8.
1836	Carlisle, Cumbria	Peter Dixon	Cotton spinning	Multi-storey	Yes	Steam	Rich'd Tattersall	Yes	Possibly first textile mill involving an architect.	E Jones, <i>Industrial Architecture in Britain 1750-1939</i> , (1985), pp.58-9.
Pre 1836 and c1860	Milford Mills, Carlow, Ireland.		Corn Mills.	Multi-storey.		Water	None	Part.	Reconstructed by Fairbairns c1860.	<i>The Carlow Sentinel</i> , 8 October 1836; S C Hall and A M Hall, <i>Ireland: Its Scenery, Character, &c.</i> (1841), p.405; <i>Carlow Post</i> , 11 November 1862; <i>Carloviana: Journal of the Old Carlow Society</i> , 1993-4, p.12.
Pre-1837	Glossop		Cotton spinning and weaving	4 or 5-storey		Water + steam	No		Extent of Fairbairn's work unclear. Possibly limited to gearing and shafting.	<i>MG</i> , 28 January 1837; <i>Manchester Times and Gazette</i> , 4 May 1844; <i>MG</i> , 9 November 1844.
1837	Scharfenstein, Germany	Fiedler & Lechla	cotton	Multi-storey		Steam	C F Uhlig			A Oehlke, 'Spinnmühlen in Sachsen – Technologietransfer und Architektonische Umsetzung einer neuen Bauaufgabe', <i>Mitteilungen des Chemnitzer Geschtsvereins</i> , Neue Folge VIII.69, 1999, 130-1.
1837	Northern Ireland		Flax and tow spinning			Water + steam				<i>MG</i> , 7 March 1846.
1837-38	St Petersburg, Russia.	Russian Government (per A Wilson)	cotton							<i>MPICE</i> , 29, 1875, 259; M Chrimes, "Wilson, Alexander" in A W Skempton (ed.), <i>A Biographical Dictionary of Civil Engineers in Great Britain and Ireland, Volume 1 1500-1830</i> , (2002), pp.785-6; <i>MPICE</i> , 30, 1870, 461-5
1838	Vienna	Locomotive Works	Locomotive Works			Steam				Austrian Imperial Railways Exhibition Catalogue (Vienna 2008)
1838	[Hunslet Mill, Leeds]	John Wilkinson	Flax	Multi-storey	Yes	Steam	None	Yes	Circumstantial evidence only for WF involvement.	M Binney, F Machin and K Powell, <i>Bright Future, The Re-use of Industrial Buildings</i> , (1990), pp.42-50; C Giles and I H Goodall, <i>Yorkshire Textile Mills. The Buildings of the Yorkshire textile Industry 1770-1930</i> , (1992), various refs. – see index.
1840	Victoria Mill, Wigan.		Cotton	Two-storey	Yes	Steam	None	Yes		R Pollard and N Pevsner, <i>Buildings of England. Lancashire: Liverpool and the South-West</i> , (2006), p.675; E Crowe, <i>The Dinner Hour, Wigan</i> (1874, Manchester City Art Gallery).
1840	Brunswick Mill Manchester		Cotton	Multi-storey	Yes	Steam	None	Yes	Fairbairn's role is unclear.	M Williams with D A Farnie, <i>Cotton Mills of Greater Manchester</i> , (1992), pp.154-6.
1840	Constantinople		Corn Mill	Prefabricat'd Iron. 3-storey.		Steam	None	No	First three-storey iron-framed building	<i>M&MWWI</i> , p.116; [D Scott], <i>Engineer and Machinist's Assistant</i> , (1850), Description of Plates, pp.91-8 and Plates 98-101; T C Bannister, 'Bogardus Re-visited, Part 1 : The Iron Fronts', <i>Journal of the Society of Architectural Historians</i> (American), 15.4, 1956, 15; G Herbert, <i>Pioneers of Prefabrication: The British Contribution in the Nineteenth Century</i> , (1978), pp.41-2
Pre-1841	York Street, Chorlton-on-M Manchester		Cotton (?)	Multi-storey		Steam	None	No	Fairbairn's work could be limited to gearing and shafting.	<i>MG</i> , 29 May 1841; <i>MG</i> , 18 March 1843; <i>Manchester Times and Gazette</i> , 25 November 1843.

1842-43	Robinwood Mill, Todmorden.		Cotton.	Multi-storey	No	Steam and Water.	None	Yes	Acquired by Fieldens.	<i>MG</i> , 19 October 1844; <i>Halifax Guardian</i> , 2 November 1844; Giles and Goodall <i>Yorkshire Textile Mills</i> , various refs. – see, index
1842	Cassano d'Adda, Lombardy, Italy	Battaglia & Co	Flax	Multi-storey		Water		Yes, In part	designed by Benedict Albano,	<i>CE&AJ</i> , 5, 1842, 138-9; 6, 1843, 143, 181, 191-2 + Plate VII; S B Moody, 'Description of a Water-wheel constructed by Mr. W. Fairbairn, M.Inst.C.E., and erected in Lombardy', <i>MPICE</i> , 3, 1844, 66-7; <i>Archeologia Industriale. Notiziario della Società Italiana per l'Archeologia Industriale, Sezione Lombardia</i> , 3, March 1879, 5, and 7, March 1980, 6.
1843	Izmet, Turkey.	Government	Wool spinning and weaving.	Single-storey with basement	Yes	Water	None			<i>M&MWII</i> , pp.188-92 + Plates 17 and 18; W Fairbairn, 'Description of a Woollen Mill erected in Turkey', <i>MPICE</i> , 3, 1843, 125-6; <i>MG</i> , 22 March 1843, 20 December 1843.
1843	Turkey	Government	Furnaces, forges and rolling mills							<i>Life</i> , p.172.
1843	Turkey	Government	Silk Mill							<i>Life</i> , p.172.
1843	Turkey	Government	Cotton Mill							<i>Life</i> , p.172.
1843	Alexandria, Egypt	Turkish Government	Arsenal							British Library, Add. MSS, 37461,ff.378-87, 37462,f.61.
1846	La Foudre, Rouen, France	Lebaudy Peter et Cie	Flax	Multi-storey	Yes	Steam	Yes	Yes	First 'fireproof' mill in France.	L'Association Mémoire et Patrimoine de Petit-Quevilly, 'Caserne Tallandier', (5-page leaflet, nd).
1847-9	Whittaker's Mill, Aston-u-Lyne	John Whittaker & Sons.	Cotton spinning & weaving	Multi-storey + weaving shed	Yes	Steam	No	No		<i>Application</i> , pp.58-60; I Haynes, <i>Cotton in Ashton</i> , (1987), p.39.
1849	Tampere, Finland	Finlayson & Co	Cotton			Water		Part		TICCIH, 'The International Context for Textile Sites', (2003), p.11; http://www.flickr.com/photos/36713050@N03/5248739189/in/set-72157625388834955 (accessed 19.03.13).
c1850	Old Union Corn Mill, Birmingham.		Corn Mill			Steam	None	No	Reconstruction and supply of machinery	Blackie & Son, <i>Engineer and Machinist's Assistant</i> , (1850), Description of Plates, p.98 and Plate 106; <i>UIFE2</i> , pp.336-8.
1850	Invangorod, Russia.	Alexander von Stieglitz	Flax Mill	Multi-storey	Yes	Water		Yes		<i>M&MWII</i> , pp.198-211.
1850	Gefle (Gavle), Sweden		Cotton	Multi-storey	Yes	Water				<i>UIFE2</i> , pp.229-32; P Carlberg, 'Personal Contacts Between the Manchester Area and Gefle in Sweden a Hundred Years Ago: A Communication', <i>Transactions of the Lancashire and Cheshire Antiquarian Society</i> , 70, 1960, 58; S Söderberg, <i>Förstaden vid Testeboån: arkivanteckningar och traditioner om Strömsbros uppkomst och utveckling</i> , (1966), pp.59-63; <i>MG</i> , 31 July 1850; <i>Life</i> , p.365.
1851	Wolverhampton	J & J Norton	Corn Mill	Multi-storey	Yes	Steam	None	Yes		R K Morriss, <i>The Old Steam Mill, Corn Hill, Wolverhampton. An Archaeological and Architectural Analysis</i> , (Report commissioned by Wolverhampton MBC, 1999).

1851-53	Saltaire, Yorkshire.	Titus Salt	Spinning and weaving Alpaca.	Various.	Yes	Steam	Lockwood & Mawson	Yes		<i>Life</i> , p.328; R Balfour, <i>Sir Titus Salt, Baronet: His Life and its Lessons</i> , (1877), pp.116-22; <i>Application</i> , pp.165-76, Plates I-II; <i>M&MWII</i> , pp.114-5; <i>ILN</i> , 1 October 1853, pp.287-9; <i>The Builder</i> , 12, 602, 1854, 437-9; Jones, <i>Industrial Architecture</i> , pp.95-7; J Reynolds, <i>The Great Paternalist: Titus Salt & the Growth of Nineteenth Century Bradford</i> , (1983).
1853-57	Royal Small Arms Factory, Enfield.	Government	Rifles etc.	Single-storey		Steam	Lockwood & Mawson	Yes	This was the most advanced factory in Europe when it was built.	<i>Life</i> , p.327; <i>MG</i> , 6 January 1855; <i>The Engineer</i> , 7, Jan.-June 1859, 204-5,258,294-5,348-9,422-3; <i>ILN</i> , 21 September 1861, p.298; <i>MM</i> , 6, 1861,110-1,127-8,144-5; M Bowbelski, <i>The Royal Small Arms Factory</i> , (1977); E Ames and N Rosenberg, 'The Enfield Arsenal in Theory and History', <i>The Economic Journal</i> , 78,312, 1968, 827-42; N Rosenberg, <i>The American System of Manufactures</i> , (1969); D Pam, <i>The Royal Small Arms Factory, Enfield & Its Workers</i> , (1998); B Cherry and N Pevsner, <i>Buildings of England: London 4: North</i> , (1998), pp.45,452-3; Jones, <i>Industrial Architecture</i> , p.140.
c1854	Powder Mills, Waltham Abbey.	Government	Gunpowder.	Single-storey.			None			<i>M&MWII</i> , pp.255-61.
1854	Tardeo, Bombay.	Bombay Spinning and Weaving Company	Cotton spinning & weaving	Probably single-storey.		Steam	None		This was the second cotton mill in India. Machinery by Hetherington.	S D Mehta, <i>The Cotton Mills of India 1854-1954</i> , (Bombay 1954), pp.13-7.
1855	Bombay	Oriental Spinning & Weaving Co.	Cotton spinning & weaving	Single-storey		Steam	None		The third cotton mill in India.	<i>M&MWII</i> , pp.178-87, Plates 15-16; Mehta, <i>Cotton Mills of India</i> , p.22; E Leigh, <i>The Science of Modern Cotton Spinning</i> , (3 rd ed. 1875), Vol.1, pp.49-51, Plate 14 (where the mill is described as Bombay Spinning and Weaving Company, and the design attributed to Hetherington)
	Bombay		Cotton spinning & weaving	Single-storey		Steam	None		Fairbairn refers to having built 'several of these mills for the Bombay Presidency'	<i>M&MWII</i> , pp.179.
1856	Hjula Weavery, Oslo.	Halvor Schou	Cotton spinning & weaving	Multi-storey		Water	None		There was an earlier pilot mill, the Brenneriveien Weavery (1849).	K Bruland, <i>British Technology & European Industrialization. The Norwegian textile industry in the mid nineteenth century</i> , (1989), pp.42,76,87,114-5,170.
c1860	Taganrog, Russia.	Russian Government	Corn Mill	Multi-storey.	No	Steam		No	Possibly designed before the Crimean War	<i>M&MWII</i> , 127-32, Plates 11-13.
1864	Dublin	Bewley Moss & Co,	Sugar Refinery Warehouse.	Multi-storey.	Yes		Alfred Darbyshire.	Yes	An early, possibly the first, use of a wrought iron structure	<i>Application</i> , (3 rd ed. 1864), pp.167-8; S Giedion, <i>Space, Time and Architecture</i> , (3 rd ed. 1953), p.192; A Darbyshire, <i>An Architect's Experiences</i> , (1897); T A Lockett, <i>Three Lives</i> , (1968), pp.24-45.
1871	Egypt		Sugar Refinery							<i>Manchester City News</i> , 17 June 1871.

Appendix 4.2: Known Fairbairn Waterwheels

Date	Location Client Purpose	No. of Wheels	River	Diam.	Width	HP	Existing	Notes	Main References
1822-5	Turton, Bolton H & E Ashworth New Eagley Mill (cotton spinning)	1	Eagley			45	No	Cost £880	R Boyson, <i>The Ashworth Cotton Enterprise 1818-80</i> , (1970), p.15.
1824-6	Zurich Escher Wyss & Co (cotton spinning)	2	Limmat				No	Able to be raised and lowered	<i>Life</i> , pp.124-8; W O Henderson, <i>Britain in Industrial Europe 1750-1870</i> , (1965), p.205; W O Henderson, <i>Industrial Britain under the Regency</i> , (1068), p.5.
1824	Schinznach Baths, Switzerland	1					Leat and tailrace exist	For J G Bodmer	<i>MPICE</i> , 28, 1865, 580; H Balmer, <i>Zur Geschichte von Bad Schinznach</i> , (1991) p.6.
1823	Caledon, Ireland . Earl of Caledon (corn mill)	2	Blackwater	30ft 20ft			Part of tailrace exists	Circumstantial evidence.	W A McGutcheon, 'Water Power in the North of Ireland', <i>TNS</i> , 39, 1966-7, 93; http://www.caledon.org.uk/mill.php
c1824	Portlaw, Co. Waterford. Malcolmsons. (cotton spinning)	1 (poss. 2)	Clodiah	34ft 26ft	16ft6in. 15ft			Cast in Cork. Fairbairn role is unclear	T Hunt, <i>Portlaw, County Waterford 1825-1876. Portrait of an Industrial Village and its Cotton Industry</i> , (2000), pp.46-8; A Bielenberg and J M Hearne, 'Malcolmsons of Portlaw and Clonmel: some new evidence on the Irish cotton industry 1825-50', <i>Proceedings of the Royal Irish Academy</i> , 106C, 2006, 342, 346-7.
1825	Wesserling, Alsace. Gros, Devillier, Roman & Co. (cotton spinning)	1	Thur	7.45m	6.08m	60	No	Ure describes it as 'on the ventilating principle'	A Ure, <i>The Cotton Manufacture of Great Britain</i> , (1836), Vol.I, pp.lxxvii-lxxii; Pole, <i>Life</i> , pp.77, 129; 12 drawings, 3 signed by Fairbairn, at 'Portefeuille Industriel', CNAM, Paris.
1825-8	'the Vosges, Alsace, & other parts of France'.	several							<i>Life</i> , p.129.
1825-7	Catrine, Ayrshire. James Finlay & Co. (cotton spinning)	2	Ayr	50ft	10ft6in.	120 each	Weir, sluice gate, tunnel and reservoir remain	Demolished 1945.	<i>M&MWI</i> , (1861), pp126-30 + Plates 1-2; [C Brogan], <i>James Finlay and Company Limited 1750-1950</i> , (1951), pp.61-3; W Fairbairn, 'On Waterwheels with Ventilated Buckets', <i>MPICE</i> , 1849, pp. 57-8; G D Hay and G P Stell, <i>Monuments of Industry: an illustrated historical record</i> , (1986), pp.63, 65-6; R Stenlake, <i>A Lot o Genuine Folks and A Wheen o Rogues</i> , (2011), pp.42-6; http://yesterdayrules.wordpress.com/2010/09/23/catrine-cotton-mills/

1827-8	Mr. Cooke. Could be 'Cook', in which case see below.	[1]								<i>Life</i> , p.452.
1827-8	Hagues, Cook & Wormald, Dewsbury, (blanket makers)	1					No	In use until well into the 20 th century.		F J Glover, <i>Dewsbury Mills, A History of Messrs, Wormalds and Walker Limited, Blanket Manufacturers, Dewsbury</i> , (PhD thesis, Leeds University 1959), pp.400-55; F J Glover, 'A Yorkshire blanketmaker's diary', <i>Journal of the Bradford Textile Society</i> , 1962-3, 89.
1828	Handforth , Cheshire. Duckworth & Co. (print works)	1		15ft6in.	18ft		No	Low-breast. First ventilated wheel. (without sole-plate).		<i>M&MWI</i> , 133-4 + Plate I; Fairbairn, 'On Waterwheels', 51-4.; <i>Life</i> , pp.188-90.
1828	Linwood, Paisley, Scotland. Andrew Brown.	1					No	Openings in the sole plate.		<i>M&MWI</i> , 133-4 + Plate 3; Fairbairn, 'On Waterwheels', 51-4.; <i>Life</i> , pp.188-90; [D Scott], <i>The Engineer and Machinist's Assistant</i> , (1850), p.217.
1830	Deanston, Perthshire. James Finlay & co. (cotton spinning & weaving)	2 (+2 by JSmith)	Teith	36ft		100 each	Lade exists.	Replaced by turbine forelectricity for the Grid.		<i>M&MWI</i> , pp.130-4; [Brogan], <i>James Finlay</i> , pp.68-72; <i>Life</i> , p.314; B Byrom, <i>Old Doune and Deanston</i> , (2009), pp.30-9.
c1830	Egerton, Bolton. Ashworths et al. (cotton spinning and bleaching)	1		62ft		110 - 140	No	Designed by Bodmer. Controversy re ventilated buckets.		Boyson, <i>Ashworth</i> , pp.19-22 + Plate I; B Jones, <i>Bolton's Industrial Heritage</i> , (2006), pp.47-9; <i>MPICE</i> , 28, 1868-9, 581; <i>The Engineer</i> , 5 October 1877, p.240.
	South of England. Silk Mill.	(1)		22ft	10ft			Circumstantial evidence only.		<i>M&MWII</i> , pp.216-8.
	Park Mill, Stockport.. Peter Marsland. (cotton)	1				78	No	Waterwheel also pumped water for Stockport Water Works.		<i>MG</i> , 27 June 1847; P Arrowsmith, <i>Stockport: A History</i> , (1997), p.195.
1832	Probably Ashworths.	1	Eagley	32ft			No	Tailrace an inverted siphon in a c. ¹ / ₄ m. tunnel.		<i>M&MWI</i> , pp.125-6.
1833	Hazelbank, Banbridge, N Ireland, Samuel Law. (flax spinning and bleaching)	1 (?2)	Bann	14ft	12ft		Leat remains	Replaced by turbine for electricity for the National Grid.		E R R Green, <i>Industrial Archaeology of County Down</i> , (1963), pp.7, 19; H D Gribbon, <i>The History of Water Power in Ulster</i> , (1969), p.21; J Smyth, 'On the Industrial Uses of the Upper Bann River', <i>BAAS1874</i> , pp.131.

1834	Seapatrick, Banbridge, N Ireland. F W Hayes. Flax spinning and weaving.	1	Bann	16ft	22ft	50	No		Green, <i>Industrial Archaeology</i> , pp.7, 18.
1834-8	Lumbutts Mill, Calderdale, Yorkshire. Fieldens. (cotton spinning).	(2+1)	Calder	31ft	6ft	54?	3 wheels, one above the other in a tower. The tower remains.	Attributed to WF on at least 3 websites. Law gives no attribution. Unlikely to be by Fairbairn.	http://freepages.genealogy.rootsweb.ancestry.com/~todmordenandwalsden/lumbuttsm... (accessed 26 March 2013); http://www.geograph.org.uk/photo/361136 (accessed 26 March 2013); B R Law, <i>Fieldens of Todmorden: A Nineteenth Century Business Dynasty</i> , (1995), pp.60-1,94; J Glynn, <i>Rudimentary Treatise on the Power of Water</i> , (1853), p.84.
1835	Moylinney, Co Antrim, N Ireland. William Chaine. (flax beetling)	1	Six Mile Water	17ft	12ft		No	Circumstantial evidence only.	Gribbon, <i>Water Power</i> , p.22.
Pre 1836	Milford Mills, Carlow, Ireland. John Alexander. (flour milling)	1 (?)	Barrow		22ft	120	Weir remains.	Replaced by turbine for the National Grid. Mill by WF.	S C Hall and A M Hall, <i>Ireland: Its Scenery, Character, & Co.</i> , (1841), p.405; W Ellis, 'Milford Mills', <i>Carloviana: Journal of the Old Carlow Society</i> , 1993-4, 12-3.
c1836	Park Mills, Brereton, Cheshire. John Howard. (flour milling).	1	Croco	18ft	6ft		Existing, in poor condition. Grade II*.	Mill, designed by Fairbairn, turned into apartments.	T Bonson, <i>Driven by the Dane. Nine Centuries of Waterpower in South Cheshire and North Staffordshire</i> , (2003), pp.175-83; Original drawings held at Brereton Hall.
1835-9	Herdmans Mill, Sion Mills, N Ireland. (flax spinning).	2	Mourne				Weir and leat remain.	Replaced by turbine for electricity for the Grid.	Letter: Herdmans to Major Humphries 31 June 1835, held by Mrs C Ferguson, Sion Mills; Sion Mills Buildings Preservation trust at: http://www.sionmills.org/Default.aspx?tabid=126 .
1838-9	Compstall, Marple, Cheshire. Andrew, Bruckshaw & Bradley. (cotton spinning, weaving, & bleaching)	(1)	Etherow	50ft	17ft (?)		No	Almost certainly by James Lillie & Co.	R E Thelwall, <i>The Andrews and Compstall their Village</i> , (1972), p.14; William Fairbairn and Sons, <i>A List of Wheel Patterns &c. belonging to William Fairbairn and Sons</i> , (1850), Pattern 313.
Pre 1840	Gisors, France.	1						Used in trials with a turbine.	<i>CE&AJ</i> , 3, 1840, 420-1.
Pre 1841	Buckley Brothers Todmorden, Yorks. (cotton and worsted)	1	Calder			24	No	Buckley Bros. were in bankruptcy.	<i>Manchester Times and Gazette</i> , 22 October 1841.
c1842	Cleator, Whitehaven, Cumbria. Thomas Ainsworth. (flax spinning)	1	Ehen	20ft or 21ft 6in	22ft or 24ft	100 or 130	No	Ventilated. Dimensions from Davies-Shiel differ.	<i>M&MWI</i> , p.137 + Plate 4; Fairbairn, 'On Waterwheels', 54-7+ Plate 2; [Scott], <i>Engineer and Machinist's Assistant</i> , pp.85-6 + Pl's 92-3; M Davies-Shiel, <i>Watermills of Cumbria</i> , (1979).

1842	Cassano, Lombardy, Italy. Battaglia & Co. (flax and hemp, spinning and weaving).	1	Adda	16ft	21ft or 24ft		No	Designed by B Albano.	<i>CE&AJ</i> , 5, 1842, 138; 6, 1843, 143,181, 191-2 + Pl.8; 7, 1844, 69-70; <i>MPICE</i> , 1844 66-8; <i>MM</i> , 40, Jan.-June 1844, 356-8.
1843	Izmet, Turkey. Sultan Abdul Mecit I (woollen mill).	1		30ft	13ft			Mill by Fairbairn.	<i>M&MWII</i> , pp.190-2 + Plates 17, 18; <i>The Times</i> , 16 December 1843.
1843	Dublin J & R Mallet (lead rolling)	1		20ft	12ft		No	Never actually used for lead rolling	<i>Manchester Times and Gazette</i> , 6 July 1844.
1845	Bergen, Norway. Rosendahl & Fane. (cotton spinning)	-					-	Unsuccessful tender. Won by S & I Witham.	K Bruland, <i>British Technology and European Industrialisation: The Norwegian textile industry in the mid nineteenth century</i> , (1989), pp.61-2.
1845-7	Robinwood Mill, Todmorden. Fielden Brothers. (cotton spinning)	1	Calder				No	Mill by Fairbairn, still exists.	Law, <i>Fieldens of Todmorden</i> , p.285.
1846	Brough, Castleton, Derbyshire. Benjamin Pearson & Co (cotton doubling)	1		16ft	6ft		No		<i>MG</i> , 16 June 1855; http://www.derbyshireheritage.co.uk/Menu/Archaeology/Mills.php .
1849	Tampere, Finland. Finlayson & Compagnie (cotton).	1	Tammerkoski Rapids.						http://www.flickr.com/photos/36713050@No3/5248739189/in/set-72157625388834955
1850	Gefle (now Gävle), Sweden. Gefle Manufacturing Co (cotton spinning and weaving).	1	Testeboån	40ft	20ft	150		Mill by Fairbairn.	<i>UlfE2</i> , pp.229-31; P Carlberg, 'Personal Contacts between the Manchester area and Gefle in Sweden 100 years ago: a Communication', <i>Transactions of the Lancashire and Cheshire Antiquarian Society</i> , 70, 1960, 56-9; S Söderberg, 'Förstaden vid Testeboån', <i>Gefle Dagblads Hembygdsbibliotek</i> , 11, 1966, 59-81. <i>Manchester Guardian</i> , 31 July 1850.
1851	Ivangorod, Russia. Alexander von Stieglitz. (flax mill).	1	Narva	24ft	20fr			Mill by Fairbairn.	<i>M&MW II</i> , pp.192-6, 204-5.
1851	Glasshouses Mill, Pateley Br., Yorkshire. John & Geo. Metcalfe. (hemp spinning).	1	Nidd	24ft	21ft		Re-built at Styal Mill, Cheshire.		C Giles and I H Goodall, <i>Yorkshire textile Mills. The Buildings of the Yorkshire Textile Industry 1770-1930</i> , (1992), pp.126-7; Original contract and drawing, plus photographic record are held at the National Trust's Styal Mill.

1852	Midleton Distillery, Cork, Ireland.	(1)		22ft	16ft		Yes	Detailing not typical WF. Without doc. evidence, provenance is doubtful.	<i>Industrial Heritage Association of Ireland Newsletter</i> , 31, May 2008, 3, (where the wheel is said to have been 'installed by William Fairbairn').
1853	Stoke Mills, Sharnbrook, Bedford. Hipwell & Sons. (corn mill).	(1)	Great Ouse	14ft	10ft		No	Not entirely certain that it was built by Fairbairn.	Original letter re Fairbairn's visit, and subsequent estimate, held at Bedfordshire and Luton Archives & Records Service, Bedford.
1853-6	Montreal Waterworks. Thomas Keefer (engineer).	2		20-22ft	c22ft	110 each	No		S M Ross, 'Steam or Water Power? Thomas C Keefer and the Engineers Discuss the Montreal Waterworks in 1852', <i>The Journal of the Society for Industrial Archaeology</i> , 29.1, 2003, 49-64.
1854	Hjula Weavery, Oslo. Halvor Schou.	(1)				60		Estimate. Unclear if it was built	Bruland, <i>British Technology</i> , p.76.
c1856	Royal Gunpowder Mills, Waltham Abbey, Essex.	1	Lea	14ft	12ft		Leat remains.	To operate powder-mills.	<i>M&MWII</i> , pp.246-9.
c1856	Royal Gunpowder Mills, Waltham Abbey, Essex.	1	Lea				Existing wheel does not appear to be by Fairbairn.*	To operate hydraulic press etc.	<i>M&MWII</i> , pp.246-9. * J K Major believes it is – 'A Waterwheel by William Fairbairn at the Royal Gunpowder Mills Waltham Abbey', unpublished paper to Gunpowder and Explosives History Group, 7 May 2004.
1856-7	Belleek Pottery, Fermanagh, Northern Ireland.	1	Erne			100	Axle remains on site.	Installed by Mortimer Bros. of Derrylin.	S Stajda, 'Belleek' at http://www.oldandsold.com/articles/article449.shtml .
1857-8	Melbourne, Australia.	1		18ft	8ft 8in			For sale, not yet installed.	<i>The Argus</i> (Melbourne), 31 July 1858.
1860	Ancoats, Manchester, Wm. Fairbairn. (fatigue testing).	1	Shooter's Brook	small			No	At the Works, not Fairbairn's home.*	W Fairbairn, 'Experiments to determine the effect of Impact, Vibratory Action, and long-continued Changes of Load on Wrought-Iron Girders', <i>Philosophical Transactions of the Royal Society</i> , 1864, 318; *J S Wilson, quoted in E G Walker, <i>The Life and Work of William Cawthorne Unwin</i> , (1947), p.211.
1863	Ancoats, Manchester. Wm Fairbairn. For sale.	1		14ft	10ft				<i>MG</i> , 26 September 1863.

1864	Liverpool. For sale with flour mill machinery.	1							<i>MG</i> , 9 July 1864.
1865	Liverpool. For sale. 'Never set up'.	[1]		30ft	12ft			May be the same wheel as last above.	<i>MG</i> , 29 June 1865.

Appendix 5.1: Some of the Stationary Steam Engines built by Fairbairns

Year	Client	Location	Purpose	Type	No.	nhp (n1)	Notes	Main References
1828	Birley's	Chorlton Mills, Manchester	Cotton mill		1	6	£175. In 1830 2 nd largest employers in M/cr. Other work done for them.	S Clark, 'Chorlton Mills and their Neighboura', <i>JAR</i> , 2.3, 1978, 220-1.
(?)1831-2	Earl of Caledon	[Caledon Mills, N Ireland]	Corn mill	Single cylinder, condensing beam engine	1		Probably not be by WF – drive off main shaft.	McCutcheon, W A, 'The Stationary Steam Engine in Ulster' in Danachair, C Ó, (ed.), <i>Folk & Farm: essays in honour of A T Lucas</i> , (Dublin, Royal Society of Antiquaries of Ireland, 1976), offprint pp.8-12.
1833	William Haworth	Rochdale			2	60 each		Boulton & Watt MS 3147/3/448 H 80.
c.1834	John Howard	Park Mill, Brereton, Cheshire.	Corn mill		1			A Bonson, <i>Driven by the Dane. Nine Centuries of Waterpower in South Cheshire and North Staffordshire</i> , (2003), pp.176-7.
1834		Kingston Mill, Stockport.	Cotton mill	Side lever engine.	2		First of this type built by Fairbairn (after marine engines).(note 2 below)	D A Collier, <i>A Comparative History of the Development of the Leading Stationary Steam Engine Manufacturers of Lancashire, c.1800-1939</i> , (Manchester University PhD Thesis, 1985), Vol.1, p.40
1834				In the course of the year, 'steam engines to 400 horses' power'	several			Ure, p.39.
c.1835	W Bailey & Brothers	Bailey St. Mill, Stalybridge, Gt. Manchester	Cotton mill	Side lever engine.	2	110 each	As last. 'At an early period of my own practice I introduced it on an extensive scale ..' (<i>M&MW</i> ,p.247)(note 2 below) £8,800 inc. mill gearing.	<i>M&MW</i> , pp.246-8 + Plate 8; A Ure, <i>The Cotton Manufacture of Great Britain ..</i> (1836), Vol.I, pp.313-4; J S Russell, <i>A Treatise on the Steam Engine from the Seventh Edition of the Encyclopaedia Britannica</i> , (1841), pp.vii-ix (Description of the Plates) + Plates 9-11; G Watkins, <i>The Textile Mill Engine</i> , (1970), Vol.I, p.42.
post 1835				Side lever engines.	numerous		' there are numbers now at work .. giving entire satisfaction'.	<i>M&MW</i> I, p.247.
1836	Ralph Orrell	Travis Brook Mill, Stockport.	Cotton mill.	Beam engines.	2	80 each		Ure, pp.34, 109-12; Ure, <i>Cotton Manufacture</i> , Plates I and II.
1836-8	Watergrove Mine	near Foolow, Derbyshire.	Lead mine pumping engine.	High pressure, side-lever pumping engine.	1		There were teething troubles. £2,900 inc. boilers.	N Kirkham, 'Steam Engines in Derbyshire Lead Mines', <i>TNS</i> , 38, 1965-6, 71-3; R A Hayward, 'The Watergrove Pumping Engine of 1838', <i>Bulletin of the Peak District Mines Historical Society</i> , 5.4, 1973, 200-14.
c1839		Amiens, France.	Flax spinning mill			80 each		<i>MM</i> , 32, Oct.1839-May1840, 255.

1839				All sizes ..are frequently under hand, from .. 8hp to the enormous magnitude of 400hp ..this latter .. worth ..from £5,000 to £6,000.				Love & Barton (publishers), <i>Manchester As It Is</i> , (1839), p.211.
1839-40	Biolly et Fils,	Verviers, Belgium.	Coal mine pumping engine.	'on the Cornish principle'.	1		Pit 720ft deep.	<i>Transactions of the Manchester Geological Society</i> , 1, 1841, 236 + Plate 8; <i>Mining Journal</i> , 9, 1839, 90; <i>Railway Times</i> , 2.90, 1839, 755.
c1840		Norwich.	'locomotive shop'	Pair of columnar engines.	2	10 each	In use until 1922.	Science Museum, ref.1922-293 and neg.5882; Hayward, p.2.31; L T C Rolt, <i>Victorian Engineering</i> , (1970), Plate 21.
c1840				'On one occasion, the writer found the works literally choked with orders, upwards of sixty steam engines, many of them of great size, were in hand and in various stages towards completion'.	60			Woodcroft], VIII; <i>The Engineer</i> , 12 October 1877, .253.
1840	Turkish Government	Constantinople	Corn mill	High pressure columnar.	1	12		<i>M&MWII</i> , pp.118-26; [D Scott], <i>The Engineer & Machinist's Assistant</i> , (1850), Vol.I, pp.91-3, Vol.II, Plates 98-101.
1840s?	Samuel Kershaw	Turner Lee Mills, Glossop	Paper mill	condensing	1	20		<i>Manchester Courier</i> , 8 April 1848.
c1843	7-storey mill,	York Street, Manchester			1	20		<i>MG</i> , 18 May 1843.
1844	The Kingston and Dalkey Atmospheric Railway	Dalkey, Dublin.	To power air pump for atmospheric railway.	40psi	1	110	36ft diam. flywheel.	<i>The Practical Mechanic</i> , 3, 1844, 281-2; C Hadfield, <i>Atmospheric Railways. A Victorian Adventure in Silent Speed</i> , (1967), pp.107-8 + Plate 4.
1845-6		Northern Ireland.	Flax and tow spinning.		1	35		<i>MG</i> , 7 March 1846.
1845-7	Fieldens	Todmorden, Yorkshire.	Cotton Mill				Probably at Robinwood Mill.	B R Law, <i>Fieldens of Todmorden, A Nineteenth Century Business Dynasty</i> , (1995), p.285.
1846		Duke Pit, Oak Colliery, Oldham	Coal mine pumping engine	Beam engine. 80 ¹ / ₂ " cyl. 10' stroke.	1		4 boilers. Raised 90gals. per stroke from 780'. Abandoned 1926.	G Fanning, <i>Oldham Coal</i> , (Northern Mine Research Society, 2001), pp.130-8.
1846	J & J Norton	Old Steam Mill, Corn Hill, Wolverhampton.	Corn Mill.				Mill destroyed by fire in 1851 and rebuilt by Fairbairn.	<i>Wolverhampton Chronicle</i> , 14 January, 1846.
(?)1847	John Whittaker and Brothers	Whittaker's Mill, Ashton-u-Lyne.	Cotton spinning and weaving		2	150 each	Haynes says the engines were designed by Oldham Whittaker , but no reference.	<i>Application</i> , (3 rd ed. 1864), pp.170-1; I Haynes, <i>Cotton in Ashton</i> , (1987), p.39.
1848-9		Portugal	Cotton mill.					E J Molesworth (ed.), <i>Life of Sir Gulford L Molesworth</i> , (1922), p.22.

(?)1849	Royal Arsenal	Woolwich.	Foundry		1	30	'fitted with Fairbairn's double-beat equilibrium valves'.	<i>The Times</i> , 14 April 1849.
Pre 1850	James Allen & Sons	Salford	Cotton spinning	'works expansively'	1	30		<i>MG</i> , 18 May 1850.
1850	Halvor Schou	Brenneriveien, Oslo, Norway	Weavery		1			K Bruland, <i>British Technology & European Industrialization. The Norwegian textile industry in the mid nineteenth century</i> , (1989), pp.114, 156, 179.
1851	F D P Astley	Astley Deep Pit, Dukinfield, Cheshire.	Coal mine pumping engine.	Cornish type side-lever single-acting, High-pressure expansive and condensing engine.	1	160	At 2,059ft, believed to be the deepest pit in the world at the time.	W Fairbairn, 'Description of a New Construction of Pumping Engine', <i>MPIME</i> , 6, 1855, 177-182 + Plates 33-6; <i>The Engineer</i> , 1, Jan.-June 1856, 183-4;8, July-Dec.1859, 130; <i>MG</i> , 28 December 1855, 16 July 1858.
1851	Great Exhibition	London		Columnar engine.	1	6		<i>Official Catalogue of the Great Exhibition of the Works of all Nations</i> , (1851), Class V, No.26.
1851		Chepstow	Corn mill	'vertical direct action'	2	30		
c1852	F D P Astley	Astley Deep Pit, Dukinfield, Cheshire.	Coal mine winding engine	Direct-action with 'grass-hopper' arrangement. 60" diameter cylinder; 8ft stroke. 30psi+. Two flywheels on which the wire ropes wind.	1		One of the largest and most powerful constructed; raises 32cwt. of coal at a time at 20+mph. Similar principle as marine engines for <i>Vulture</i> , <i>Odin</i> and <i>Dragon</i> .	W Fairbairn, 'On a New Description of Winding Engine', <i>MPIME</i> , 4, 1853, 137-42 + Plates32-3; R H Parsons, <i>A History of the Institution of Mechanical Engineers 1847-1947</i> , (1947), pp.106-7.
1853	Titus Salt	Saltaire, Yorkshire.	Alpaca spinning and weaving factory.	Two pairs of condensing beam engines.	4	100 each	Corliss valve gear fitted 1867.	<i>M&MWI</i> , pp.235-42+Plates 5-6; C Giles and I H Goodall, <i>Yorkshire Textile Mills: The Buildings of the Yorkshire Textile Industry 1770-1930</i> , (1992), p.154; R L Hills, <i>Power from Steam. A history of the stationary steam engine</i> , (1989), pp.177-8; Hayward, p.2.27.
1853	Dublin Exhibition (Wm Dargan)	Dublin	To drive exhibited machinery	Direct-acting, single flywheel.	2	20 each	Fairbairn was a great friend of Dargan who financed the exhibition.	<i>CE&AJ</i> , 16, 1853, 222-3.
c1854	Oriental Spinning and Weaving Co.	Bombay	Cotton mill		2	80 each		<i>M&MWII</i> , p.179 + Plates 15-16.
c1855	Bombay Spinning and Weaving Co.	Tardeo, Bombay	Cotton mill	Pair of horizontal condensing steam engines.	2	80 each		E Leigh, <i>The Science of Modern Cotton Spinning</i> , (3 rd ed. 1875), Vol.1, pp.49-52+Plate 14.
1855	Paris Universal Exhibition.	Paris	To drive exhibited machinery.	Columnar engine.	1			http://collections.vam.ac.uk/item/O145806/annexe-west-south-side-steam-photograph... (accessed 26 March 2013).
1855	Board of Ordnance.	Royal small Arms Factory, Enfield.	To drive rifle-making machinery.	'supplied with Fairbairn's expansion gear'.	2	40? each	Fairbairn's contract for the structural ironwork, engines and shafting was reported to be about £60,000	<i>MG</i> , 6 January 1855; <i>MM</i> , 6, 1861, 110.
1856		Moscow			2	40 each		<i>The Engineer</i> , 1, Jan.-June 1856, 324.

1856		Spain			2	40 each		<i>The Engineer</i> , 1, Jan.-June 1856, 324.
1857	Thomas Ainsworth.	Cleator, Cumbria.	Flax mill.	Beam engine				C Caine, <i>Cleator and Cleator Moor: Past and Present</i> , (1916), p.378.
1857	Nevsy Cotton Spinning Co. (Alexander von Steiglitz)	St Petersburg	Cotton mill.	Pair. 60" diameter cylinders; 8ft stroke.	2	150 each	Became the largest cotton-spinning factory in Russia.	<i>MG</i> , 22 August 1857; <i>The Engineer</i> , 9, 1860, 286.
1857		Russia			several		'several other large engines for Russia in hand'.	<i>MG</i> , 22 August 1857.
1859-60	Fitzroy Iron Works	Mittagong, New South Wales, Australia.	Blowing engine for iron works.		1	100	The order included smelting furnace and refinery.	<i>The Maitland Mercury & Hunter River General Advertiser</i> , 24 December 1859.
Not known	Wm. Fairbairn	Ancoats Works, Manchester	Engineering Works	'two Fairbairn's pillar high pressure steam engines'	2		Sold when the works closed.	<i>MG</i> , 25 September 1875.
Not known	Wm. Fairbairn	Ancoats Works, Manchester	Engineering Works	'two Fairbairn's horizontal high pressure steam engines'	2		Sold when the works closed.	<i>MG</i> , 25 September 1875.
Not known	North Seaton Colliery.	North Seaton, Newcastle.	Coal mine pumping engine.	Condensing cylinder 78" diameter. 7ft stroke.			Malleable iron beam.	<i>Transactions of the North of England Institute of Mining and Mechanical Engineers</i> , 34, 1886-7, 201-17.
Not known		Wallshaw Mills, Oldham		Pair of beam engines, with high pressure cylinder 36in. and low pressure 40in. 6ft stroke.	2	60		<i>Manchester Courier</i> , 7 December 1883.
c1860	Corn Mill	Taganrog, Russia	Corn mill.	Pair beam engines with single flywheel.	2	100 each	Probably designed before the Crimean War and built after it.	<i>M&MWII</i> , pp.127-8.
1860s?	Wm. Dargan	Chapelizod, Dublin.	Flax and thread mills.		2			F Mulligan, <i>William Dargan, An Honourable Life 1799-1867</i> , (2013). p.185.
1861	Wm. Degraes & Co.	Flinders Lane, Melbourne, Australia.	Corn mill.	Low pressure beam engine	1	50		<i>The Argus</i> , (Melbourne), 17 April 1861; <i>South Australian Register</i> , 1 August 1873.
1862				Large horizontal engine	2			Walker, Plate opp. p.48
1863-5	São Paulo Railway.	Santos to Jundiá, Brazil.	Hauling engines on four inclines.	Pairs of horizontal engines with single flywheels.	2x4	150 each	One pair preserved at Paranapiacaba – the only known surviving stationary steam engine by Fairbairns.	P C da S Telles, <i>A History of Brazilian Railways. Part 1 – The First Railways</i> , (ET by P E Waters, 1987), pp.43-5; <i>Engineering</i> , 2 February 1866; P Catchpole, <i>A Very British Railway</i> , (2003), p.182; T T dos S Cruz, <i>Paranapiacaba : A arquitetura e o urbanismo de uma Vila Ferroviária</i> , (MA Thesis, Univ. of Sao Paulo, 2007), p.59.
c1864?	Joseph Westley	Nunn Mills, Northampton.	Corn Mill		1	10	Vertical.	<i>Northampton Mercury</i> , 7 May 1870.
1868	Calder Wharf Mill	Dewsbury, Yorkshire.		Pair of three cylinder triple expansion engines, at 135psi. Designed by J Crosland.	2		'the firm was one of the first to build a triple expansion engine for use on land'.	Collier, <i>Stationary Steam Engine Manufacturers</i> , Vol.1, p.43; <i>The Practical Engineer</i> , 1890, 677.

1869		Jamaica			2	12		J A Bennison, <i>Essay</i> , 12 February 1869. – Lancashire CC Record Office DDX/184' p.15.
1869		Jamaica		'small steam engine'	1			Bennison, <i>Essay</i> , p.15.
1869				Horizontal engine.	1		'in course of erection'.	Bennison, <i>Essay</i> , p.16.
1871	Thomas Ainsworth	Cleator, Cumbria	Flax mill.	Pair of Crosland engines with three cylinders – triple expansion at 150psi.	2		To supplement the beam engine of 1857.	Caine, <i>Cleator and Cleator Moor</i> , p.378; Walker, p.60.
1871-2				'other [Crosland] engines to similar design' as last above.	Several			<i>The Practical Engineer</i> , 1890, 677.

Note

1. Watt originally adopted the 'horse power' unit to measure the power of his engines. One unit is the power required to lift 33,000 lbs. through 1ft in 1minute. This was usually expressed as 'nominal horse power' (nhp) and was related to the size of the engine's cylinder. This often underestimated the actual or 'indicated horse power' (ihp) produced by the engine in practice. As steam pressure increased, the difference between nhp and ihp increased. Watt's nhp was based on a steam pressure of about 5-6psi whilst by 1850 most new engines had steam pressures of about 40psi or higher. It is difficult to ascertain the ihp of an engine whose capacity is given as an nhp figure, as there is no reliable method of conversion. However the use of nhp figures, as above, has some value for purposes of comparison. For further discussion see Fairbairn, *M&MW I*, pp.239-41; R L Hills and A J Pacey, 'The Measurement of Power in Early Steam-Driven Textile Mille', *Technology and Culture*, 13, 1972; G N von Tunzelman, *Steam Power and British Industrialization to 1860*, (1978), pp.25-7.

Appendix 5.2: Identified ships and marine engines built by William Fairbairn.

Fairbairn built circa 120 iron ships, plus engines for at least 10 built by others. So far information is only to hand as follows :

Year	Name of ship	B'ldr	Built at	Built for	Mat.	Plied	Type	T'ns	Length /deck	Beam	Eng. B'dr	Type of engine(s)	Tot'l hp	Cylinders	Drive	Diam. P/w / screw	End	End date
1830	<i>Lord Dundas [I]</i>	F&L	M/cr	Forth & Clyde Canal	iron	Forth&Clyde C	passenger	41	68'0"	11'6"	Steph'	locomotive	18		1 p/w			
1831	<i>Lord Dundas [II]</i>	F&L	M/cr	Forth & Clyde Canal	iron	Forth&Clyde C	passenger	44?	68'0"	15'0"	F&L	locomotive	20		p/w	11'0"		
1831/2	<i>Manchester</i>	F&L	M/cr	Forth & Clyde Canal	iron	Forth&Clyde C	cargo	70?	70'0"?	15'0"?	F&L		30		p/w			
1832	<i>LancashireWitch</i>	F&L	M/cr	M/cr,Bolton&BCC	iron	Mcr,B&BC	passenger	10	60'0"	6'0"	-	none	-	-	horse	-		
1833	<i>LaReinedeBelge</i>	WF	M/cr	Company in Bruges	iron	OstendBruges		64	73'0"	14'0"	WF		24		p/w			
1833	<i>(Vulcan)Minerva</i>	WF	M/cr	Escher Wyss & Cie	iron	Zurichsee	pass./cargo	108	98'0"	15'6"	WF	2 high pre.	40		p/w			
1834	<i>Railway</i>	WF	M/cr	James Audus	iron	Selby-Hull	pass./cargo	164	110'0"	18'0"	Wf		50		p/w			
1835	<i>L'Hirondelle</i>	WF	M/cr	James Audus	iron	Selby-Hull	pass./cargo	171	115'0"	18'0"	WF		60		p/w			
		EW		Escher Wyss	iron	Zurichsee					WF				p/w			
1836	<i>Ludwig</i>	WF	M/w	Dampfboot AG	iron	L.Constance	pass./cargo	177	120'0"	17'0"	WF		40		p/w		sank	1870
					iron	L.Constance	pass./cargo								p/w			
					iron	L.Constance	pass./cargo								p/w			
					iron	L.Constance	pass./cargo								p/w			
1836	<i>L.Dreadnought</i>	WF	M/w		iron	R.Thames	cargo	14			-	none	-	-	tug	-		
1837	<i>Sirius</i>	WF	M/w		iron	R.Rhone	pass./cargo	250	175'0"	17'1"	WF		70	24"	p/w			
1837	<i>Le Castor</i>	No'd			iron	Rouen-Havre					WF	high press			p/w			
1837	<i>Le Pollux</i>	No'd			iron	Rouen-Havre					WF	high press			p/w			
1838	<i>Inkerman</i>	WF	M/w	Russian Governm't	iron	Black Sea	packet	216	175'0"	18'0"	WF		80		p/w			
1838	<i>Nevka</i>	WF	M/w	Nicholas I of Russia	iron	S.Petersburg	Royal Yacht	231	150'3"	18'0"	WF	side-lever	70		p/w	15'6"		
1838	<i>Prussian Eagle</i>	WF	M/w	R' I Marit. Soc.Berlin	iron	(R.Elbe)	pass./cargo	100	118'6"	14'0"	WF		50		p/w		sank	1838
1839	<i>Enterprise</i>	WF	M/w	Russian Governm't	iron	Black Sea	tug	92	76'6"*	16'0"	WF	Side-lever	42	27'1/4"x2'6"	p/w			
1839	<i>Concordia</i>	WF	M/w		iron	Upper Rhine	passage	118	112'3"	15'0"	WF		36		p/w			
1839	<i>Shell</i>	WF	M/w		iron	R.Thames	barge	112	102'6"	15'3"	WF		30		p/w			
1839	<i>Woronzow</i>	WF	M/w	Russian Governm't	iron	Back Sea	tow'g light's	91	81'0"	16'0"	WF		40		p/w			
1839	<i>Pradpriatie</i>	WF	M/w	Russian Governm't	iron	Back Sea	tow'g light's	91	81'0"	16'0"	WF		40		p/w			
1839	<i>Dolphin</i>	WF	M/w	R' I Marit. Soc.Berlin	iron	R.Elbe	passage/tug	107	114'6"	14'0"	WF	side-lever	42	28"x2'0"	p/w	10'4"		
1839	<i>HMS Cyclops</i>	Ad'y		Admiralty	w/d		6gun frigate				WF				p/w			
1839-40		WF	M/w	East India Company	iron	Bombay	pass./cargo	334	125'0"	24'0"	WF		80		p/w			
1839-40		WF	M/w	East India Company	iron	Bombay	pass./cargo	334	125'0"	24'0"	WF		80		p/w			
1839-40		WF	M/w	East India Company	iron	Calcutta	pass./cargo	334	125'0"	24'0"	WF		80		p/w			
1839-40		WF	M/w	East India Company	iron	Calcutta	pass./cargo	334	125'0"	24'0"	WF		80		p/w			
1839-40		WF	M/w	East India Company	iron	Calcutta	pass./cargo	334	125'0"	24'0"	WF		80		p/w			
1839-40		WF	M/w	East India Company	iron	Calcutta	accom'ion	334	125'0"	24'0"	-	none	-	-	tug	-		
1839-40		WF	M/w	East India Company	iron	Calcutta	accom'ion	334	125'0"	24'0"	-	none	-	-	tug	-		
1839-40		WF	M/w	East India Company	iron	Calcutta	accom'ion	334	125'0"	24'0"	-	none	-	-	tug	-		
1839-40		WF	M/w	East India Company	iron	Calcutta	accom'ion	334	125'0"	24'0"	-	none	-	-	tug	-		

1839-40		WF	M/w	East India Company	iron	R.Hoogley	ferry	26	66'6"	9'0"	WF	oscillating	80		p/w			
1840	<i>Coquette</i>	WF	M/w		iron	R.Neva	passage	163	150'0"	15'0"	WF		50		p/w	14'6"		
1840	<i>Iron Duke</i>	WF	M/w		iron	Demerara	barge	110	103'6"	15'0"	WF		24		p/w	10'0"		
1840	<i>Telegraph</i>	WF	M/w		iron	R.Weser	passage	206	136'0"	18'0"	WF		45		p/w	12'3"		
1840	<i>(San Carlo?)</i>	WF	M/w		iron	L.Maggiore	passage	38.5	81'0"	10'0"	WF		14		p/w			
1840	<i>Rose</i>	WF	M/w	Hunter R.St.Nav.Co	iron	E. Australia	pass./cargo	305	153'6"	20'6"	WF	side-lever	106	40 ³ / ₄ "x3'6"	p/w	17'0"		1872?
1840	<i>Thistle</i>	WF	M/w	Hunter R.St.Nav.Co	iron	E. Australia	pass./cargo	305	153'6"	20'6"	WF	side-lever	106	40 ³ / ₄ "x3'6"	p/w	17'0"	wrecked	1859
1840		WF	M/w	Fosssdyke Navig'tion	iron	Fosssdyke	dredger	54	65'0"	14'0"	WF		6					
1840		WF	M/w		iron		Canal boat	12	65'0"	6'0"	-	none	-	-	horse	-		
1840		WF	M/w		iron		Barge	32	78'9"	9'0"	WF				p/w			
1841	<i>Yarra Yarra</i>	WF	M/w		iron	E.Australia		93	96'0"	14'6"	WF		30		p/w			
1841	<i>Juno</i>	WF	M/w		iron	London-Hull	coaster	135	82'3"	19'6"								
1841		WF	M/w		iron	R.Thames	fire engine	68	60'0"	16'0"		none			48 mp			
1841	<i>Aegir</i>	WF	M/w	Christ.VIII,Denmark	iron	Copenhagen	Royal Yacht	254	150'0"	19'0"	WF	side-lever	82	36 ³ / ₄ x3'0"	p/w	16'0"		
1842	<i>Hamlet</i>	WF	M/w		iron	Denmark	tug	130	100'0"	17'0"	WF	Side-lever	42	27 ¹ / ₂ "x2'3"	p/w	11'0"		
1842	<i>Eagle</i>	WF	M/w		iron	L.Geneva	passage	303	186'6"	18'6"	WF		100		p/w			
					iron	L.Lucerne	passage											
1842	<i>Rhenus</i>	WF	M/w		iron	Upper Rhine	passage		145'0"	18'0"	Fren'h		150		p/w	17'9"		
		WF	M/w		iron	Baltic												
		WF	M/w		iron	Baltic												
		WF	M/w		iron	Baltic												
		WF	M/w		iron	Baltic												
		WF	M/w		iron	Baltic												
		WF	M/w		iron	Baltic												
		WF	M/w		iron	Baltic												
1842	<i>HMS Rocket</i>	WF	M/w	Admiralty	iron	Woolwich d/yd	tender	70	90'0"	12'8"	WF	2ossilati'g	20	19"x2'0"	p/w	9'8"		
1842	<i>HMS Firebrand</i>	Ad'y		Admiralty	w/d						WF	2 direct ?			p/w			
1843	<i>Lady Burgoyne</i>	WF	M/w		iron	Loch Derg	passage		130'0"	17'6"	WF	oscillating	92	39"x3'0"	p/w	16'0"		?ext.
1843	<i>Der Pfalz Graf</i>	WF	M/w		iron	R.Rhine	tug	350	180'0"	20'3"	WF		160		p/w			
1843		WF	M/w	Russian Governm't	iron		dredger				WF				p/w			
1843	<i>HMS Mohawk</i>	WF	M/w	Admiralty	iron	Lake Ontario												
1843	<i>HMS Cormorant</i>	Ad'y		Admiralty	w/d		1 st cl. sloop	1100	210'0"	36'0"	WF	2 direct	316	65 ¹ / ₂ "x5'3"	p/w	26'8"	br'kn up	1853
1843	<i>HMS Vulture</i>	Ad'y		Admiralty	w/d		2 nd cl. frigate	1190			WF	2 direct	476	80 ⁵ / ₈ "x5'9"	p/w	26'6"	Br'kn up	1866
1844	<i>HMS Gladiator</i>	Ad'y		Admiralty	w/d		6gun frigate				WF	2 direct ?			p/w			
1845	<i>HMS Dragon</i>	Ad'y		Admiralty	w/d		frigate				WF	2 direct	580	87 ¹ / ₂ "x5'9"	p/w	27'0"		
1845	<i>Pharos IV</i>	WF	M/w	Nor'n Lighthouse Bd	iron	E.Scotland		303	146'3"	21'0"	Penn	oscillating	152	47"x4'3"	p/w	19'0"	br'kn up	1877
1845	<i>Sir H Pottinger</i>	WF	M/w	P&O	iron	India/China	pass./cargo	1225	218'0"	34'0"	M&R	oscillating	450	76"x7'0"	p/w	30'0"	br'kn up	c1867
1845	<i>HMS Grappler</i>	WF	M/w	Admiralty	iron		sloop	557	165'0"	26'6"	M'ley		440	40"x4'6"	p/w	21'0"		1850
1846	<i>HMS Odin</i>	Ad'y		Admiralty	w/d		1 st cl. frigate	1310	208'0"	37'0"	WF&S	2direct	560	87 ¹ / ₂ "x5'9"	p/w	26'6"	br'kn up	1865
1846-9	<i>HMS Magaera</i>	WF	M/w	Admiralty	iron		2 nd cl.frigate	1298	196'0"	37'6"	Ren'ie	direct		49 ¹ / ₂ "x2'0"	screw	13'0"	wrecked	1871
1854	<i>HMS Algiers</i>	Ad'y		Admiralty	w/d				218'7"	25'7"	WF&S	horizontal	430	61"x3'3"	screw		br'kn up	1870

Appendix 7.1: Known 'Fairbairn' Quayside and Shipyard Cranes

* Illustrated material. ** jib curved but not tubular.

Date	Location	Maker	Cap. tons	Ht. ft.	Dia. ft.	Power	Pres. State	References
1850*	Patent/ prototype	Fairbairn				manual	-	Patent No, 13317; <i>MM</i> , 1851, 381-3*.
1850*	Keyham 1 (south basin)	Fairbairn	12	30	65	manual / steam later?	Dem.	D Evans, <i>Building the Steam Navy – Dockyards, Technology and the Creation of the Victorian Battle Fleet 1830-1906</i> , (2004), p.74; <i>UlfE2</i> , pp.282-9; <i>Newton's London Journal of Arts and Sciences</i> , March 1858, 171-176, <i>ILN</i> , November 1853 .421*; R A Hayward, <i>The Story and Scandal of HMS Megaera</i> , (1978), p.57*; D Brewster, 'On a Wrought Iron Tubular Crane, designed by William Fairbairn, CE, FRS', <i>BAAS1850</i> , pp.s177-9; <i>The Engineer and Machinist</i> , 3, March to Dec. 1851, 174-6.
1851*	Great Exhibition	Fairbairn	5	15		manual	Dem.	L Haghe, <i>The Great Exhibition : Moving Machinery</i> (1851), Painting commissioned by Prince Albert, In the Royal Collection*; <i>Official Catalogue of the Great Exhibition of the Works of all Nations [1851] Class 5</i> , pp.230-1*; <i>CE&AJ</i> , 14 , 1851.294.
1851	St Petersburg	Fairbairn	12	30	65	manual		<i>UlfE2</i> , p.290; W Pole, <i>Life</i> , pp.366-7.
1851*	St Petersburg	Fairbairn	10			manual		<i>Engineer and Machinist</i> , 3, 1851, 179 and Plate XV*.
c.1851	experimental crane	Fairbairn	10			manual	Dem.	<i>UlfE2</i> , p.290.
c.1851	experimental crane	Fairbairn	3			manual	Dem.	<i>UlfE2</i> , p.290.
1852	Keyham 2	Fairbairn	12	30	65	manual / st.later ?	Dem.	As for 1850 above.
1852	Keyham 3	Fairbairn	12	30	65	manual / st.later?	Dem.	As for 1850 above.
1852	Keyham 4	Fairbairn	12	30	65	manual / st.later?	Dem.	As for 1850 above.
1852	Keyham 5	Fairbairn	12	30	65	manual / st.later?	Dem.	As for 1850 above.
1852	Keyham 6	Fairbairn	12	30	65	manual / st.later?	Dem.	As for 1850 above.
1852	Southampton	Fairbairn	12	30	65	manual	Dem.	<i>UlfE2</i> , p.290; <i>ILN</i> , 21, 1852, p.165.
1853	Dublin Exhibition	Fairbairn				Manual	Dem.	J Sproule (ed.), <i>The Irish Industrial Exhibition of 1853: A Detailed Catalogue of its Contents ..(1853)</i> , p.178.
1853	Keyham (north basin)	Fairbairn	40			manual / st.later?	Dem.	Evans, <i>Steam Navy</i> , p.93, 193.
c.1855	Birkenhead	Fairbairn	12	30	65	manual	Dem.	<i>UlfE2</i> , p.290.
c.,1855*	Folkstone	Fairbairn					Dem.	<i>ILN</i> ,34 1859, p.81.*
1857*	Keyham	Fairbairn	60	60	106	manual 4-man, st.later	Dem.	<i>UlfE2</i> , p.290-4; W Fairbairn. 'Description of Large Tubular Wrought Iron Crane recently erected at Keyham Dockyard, Devonport' in <i>MPIME</i> , 1857, 87-96 + Plates*; <i>Newton's London Journal of Arts and Sciences</i> , 1858, 171-176; <i>Illustrated London News</i> , 23, 1853, 421-2; Evans, <i>Steam Navy</i> , p.98.

1857-8*	West India Dock London	Fairbairn	40	36		manual	Dem.	<i>British History on Line</i> http://66.102.9.104/search?q=cache:Vs8yWKEA3IUJ:www.british-history.ac.uk/repo... (accessed 15.03.07); <i>British History on Line</i> at http://www.britishhistory.ac.uk/image.aspx?compid=46606&filename=figure0369-0.. (accessed 09.10.07)
c.1857	Devonport	Fairbairn	12	30	65	manual	Dem.	<i>UIFE2</i> , p.290.
c.1857	Devonport	Fairbairn	12	30	65	manual	Dem.	<i>UIFE2</i> , p.290.
c.1858*	'a Royal Dockyard'	Fairbairn	10	26	50	steam or manual	Dem.	<i>UIFE2</i> , p.295*; <i>Life</i> , p.322*; N Rosenberg and W G Vicenti, <i>The Britannia Bridge : The Generation and Diffusion of Technological Knowledge</i> , (1978), p.50.
1859	Portsmouth (east wall of steam basin)	Fairbairn	60	60	106	steam	Dem.	<i>UIFE2</i> , p.296; <i>The Engineer</i> , 7, Jan-June 1859, 272.
1859*	Dublin**	Courtney, Stephens (W Anderson)	6	18	36	manual	Dem.	W Anderson, 'Description of a Six-ton Crane, with Curved, Diagonally Braced Jib, at the Pigeon-house Fort, Dublin' in <i>Transactions of the Institution of Civil Engineers of Ireland</i> , 6,1863, 188-92 + Plate I*. See also B B Stoney, <i>The Theory of Strains in Girders and Similar Structures, with Observations on the Application of Theory to Practice and Tables of the Strength and other Properties of Materials</i> , (1869), pp.129-36.
	Russia	Courtney, Stephens (W Anderson)	20	69	63			Stoney, <i>Strains</i> , p.133.
	Portsmouth						Dem.	Evans, <i>Steam Navy</i> , Endpapers.
	Sheerness						Dem.	http://www.photoship.co.uk/JAlbum%20Ships%20Misc/Ports%20Harbours%20Piers/... (accessed 4 December 2012).*
1859	Woolwich (proposal)	not built		120			-	<i>UIFE2</i> , p.296.
1861	Chatham gun wharf	Fairbairn	10 or 15		50	manual or steam	Dem.	<i>The Practical Mechanics Journal</i> , March 1861, 329.
1861	Chatham gun wharf	Fairbairn	>10				Dem.	<i>The Practical Mechanics Journal</i> , March 1861, 329.
1861*	Middelburg Netherlands	De Prins van Oranje	10			manual	Exist. Con-served	Fairbairn Crane Documentation Group (fcdg), 'Middelburg, Rotterdamsekaai: Fairbairn crane' at http://www.flickr.com/photos/fairbairncrane/4735381348/in/pool-fairbairncranes * (accessed 7 August 2012); Industrieel Erfgoed Zeeland, 'Stadskraan Middelburg teruggelplaatst' at http://www.industrieelerfgoedzeeland.nl/stadskraan-middelburg-teruggelplaatst/ * (accessed 03 August 2012); http://www.flickr.com/photos/fairbairncrane/4738856782/in/pool-fairbairncranes * (accessed 17 July 2012); 'wiesz' Photograph November 2009 at http://www.flickr.com/photos/wiez/4738069101/in/pool-fairbairncranes * (accessed 07.08.10); 'fcdg' photograph April 2010, at http://www.flickr.com/photos/fairbairncrane/4735381348/in/pool-fairbairncranes * (accessed 07 August 2012).
1861*	Rotterdam	De Prins van Oranje	25			manual 1878 steam	Dem.	http://www.flickr.com/groups/fairbairncranes/ (accessed 03 August 2012); Information from Prof. van Hooff (e-mail 19 August 2013).*
1862*	Helsingør, Denmark	Fairbairn	10			manual	Exist.	'Cranes Kraner Crane', at www.my1287.dk/index.php?option=co... *(accessed 28.01/11); Ole Ryolf, photograph 2006, at http://www.flickr.com/photos/oleryolf/262244298/ *(accessed 07 August 2012); [74] Baviere, G., photograph 2012, at http://www.flickr.com/photos/84554176@N00/6941935342/in/pool-fairbairncranes/ *(accessed 17 July 2012).
1863	Newcastle NSW	Fairbairn	15			steam	Dem.	<i>The Engineer</i> , 15, Jan-June 1863, 26; <i>Sydney Morning Herald</i> 21 November 1862.

1863*	Zulphen, Netherlands					Turntable ex't.	http://www.flickr.com/groups/fairbairncranes/ (accessed 3 August 2012).
1865-6	West India Dock London	Fairbairn	10	38		Dem.	<i>British History on Line</i> http://66.102.9.104/search?q=cache:Vs8yWKEA3IUJ:www.british-history.ac.uk/repo... (accessed 15.03.07).
1865	Chatham	proposed				-	Evans, <i>Steam Navy</i> , p.185.
<1874	Chatham					Dem.	Evans, <i>Steam Navy</i> , p.187.
1865*	Leiden, Netherlands	De Prins van Oranje	10			Dem.	http://www.flickr.com/groups/fairbairncranes/ *(accessed 03 August 2012).
*	Furness Withy Hartlepool					steam	Dem. D Martin, 'Swan Neck', at http://www.teeships.freeuk.com/03111dmswanneck.htm +(accessed 13.01.04)*
1868*	Dover	Fairbairn	50>20 (2009)			manual	Exist. Grade II A J Hazelfoot. <i>The Batsford Guide to the Industrial Archaeology of South-East England</i> , (1978), pp.37-8*; Listing Notice No. 685/0/10036 16-DEC-09, 'Wellington Dock and associated structures, including crane situated on Esplanade Quay'.
*	Venice Arsenal					manual	Exist. 'Asquith' <i>Old Machinery in Venice</i> at http://www.practicalmachinist.com/vb/showthread.php?t=114790 (accessed 02.06.08).*
1869		Fairbairn					J Bennison , <i>Essay</i> ,(1869), Lancashire County Archive Ref. DDX/184 Essay No. 1; Hayward, p.3.19; R J M Sutherland, 'The birth of stress: a historical review' in W Addis, (ed.), <i>Structural and Civil Engineering Design</i> , (1999) p.249.*
*	Frankfurt am Oder	H Gruson Maschinen				manual	Exist. http://www.flickr.com/groups/fairbairncranes/ *(accessed 03 August 2012); L Simon, photograph 2012, at http://www.flickr.com/photos/lars_simon/7130814621/in/pool-fairbairncranes/ *(accessed 17 July 2012).
	Pula, Croatia						
<1871*	Imperial Dockyard Japan		30			manual	Dem. K Tamagawa, 'The Historic Cranes in Japan, Part 1', <i>Cargo Handling JAPAN</i> , 4.5, 2004, 526-7*; T Hashimoto, 'Introducing a French Technological System: The Origin and Early History of the Yokosuka Dockyard', <i>East Asian Science, Technology and Medicine</i> , 16, 1999, 53-72.
1870*	Kampen, Netherlands	De Prins van Oranje	9.5				Dem. 1969 Stichting Herbouw Kadekraan Campen, 'De kadekraan in vogelvlucht' at http://www.kadekraankampen.nl/index.php/fotos/category/3-animaties-en-modellen (accessed 17 July 2012)* - this website was revised on 23 July 2012 and no longer contains some material; it is replaced by http://www.kadekraankampen.nl/fotos/3d-renders/ ; http://www.kadekraankampen.nl/fotos/3d-renders/ (accessed 6 August 2012).
*	Hull (moved to present site 1901)					now electric	Exist. Grade II Hull City Council, Listing ref. No. 680-1/23/10041.
	Dresden						Dem. Dresden Übigauer Uferkran' at http://www.dresden.city-map.de/oso12100 (accessed 08 August 2012); 'Schiffswerft Übigau' at http://www.dresdner-stadtteile.de/Nordwest/Ubiquau/Schloss_Ubigau/Schiffswerft_Ub... (accessed 08 August 2012).
1875*	Seville (moved 2005)	Fairbairn	40			manual	Exist. moved 2005 'Grúa Fairbairn' at http://es.wikipedia.org/wiki/Gr%C3%BAA_Fairbairn *(accessed 12.08.2010); http://www.flickr.com/photos/32957828@N00/303377826/sixes/m/in/pool-1461360... (accessed 17 July 2012).
1875-6*	Bristol	Stothert and Pitt	35	40	70	steam	Exist. Grade II* King, A. <i>Fairbairn Steam Crane 1876</i> , (City of Bristol Museum and Art Gallery – no date, but c.2000); Listing Notice Ref. 901-1/42/1317. Widely documented.*
1876-8*	Vlissingen, (Flushing) Netherlands	Cail, Halot & Cie, Brussels	50 or 75			Manual 1891 steam	Dem. 1940-5 http://www.flickr.com/groups/fairbairncranes/ *(accessed 3 August 2012); <i>De Ingenieur</i> 19, 1904, 577.

c.1890*		Davis and Primrose	40			steam	Dem.	<i>Grace's Guide : The Best of British Engineering 1750-1960s : Davis and Primrose</i> at http://www.gracesguide.co.uk/wiki/Davis_and_Primrose *(accessed 16 March 2010).
1892*	Maassluis, Netherlands	Begemann Machinefab					Dem. 1952	http://www.flickr.com/groups/fairbairncranes/ *(accessed 3 August 2012).
*	Stockholm**					manual	Dem.	http://www.flickr.com/photos/mickeborg/6863034853/ (accessed 4 August 2012).*
*	Valladolid,** Spain					manual	Exist.	http://www.flickr.com/groups/fairbairncranes/ *(accessed 3 August 2012); Cortes, F., photograph 2010, at http://www.flickr.com/photos/harman_mad/4239534093/in/pool-1461360@N21/ *(accessed 17 July 2012).
*	Langenargen, Bodensee					manual	Exist.	http://www.flickr.com/groups/fairbairncranes/ *(accessed 3 August 2012).
1900*	Rorschach, Bodensee	Stahl	>4			electric	Exist. in use	http://www.flickr.com/groups/fairbairncranes/ *(accessed 3 August 2012); Zwahlen,K., photograph 2010, at http://www.flickr.com/photos/gali_367/4930435539/in/pool-fairbairncranes/ (accessed 17 July 2012).
*	Vienna						Exist.	http://www.flickr.com/groups/fairbairncranes/ *(accessed 3 August 2012).
c.1900*	Visby, Gotland, Sweden		10>5			manual 1921 electr.	Exist. in use	Lundquist, L., photograph 2011, at http://www.flickr.com/photos/arkland_swe/6315398464/ *(accessed 4 August 2012).
1905*	Hartlepool	Cowans Sheldon	100	80	120	steam	Dem. 1975	SINE <i>Image Display</i> at http://www.sine.ncl.ac.uk/view_image.asp?digital_doc_id=2016 *(accessed 17 January 2004); SINE Project <i>Structure Details for Son of Swan Neck</i> at http://sine.ncl.ac.uk/view_structure_information.asp?struct_id=1227 (accessed 10 August 2010); Port Cities – Hartlepool <i>A journey into the port half a century ago</i> at http://portcities.hartlepool.gov.uk/server.php?show=ConNarrative.138&chapterId=669 *(accessed 8 November 2005).
1908*	Koog aan de Zann, NL						Exist.	http://www.flickr.com/groups/fairbairncranes/ *(accessed 3 August 2012).
1908	Chemnitz, Germany						Exist.	
1900-8	12 No. - various locations	Cowans Sheldon	20-75			Steam/ electric		Cumbria County Council, <i>List of Archive Documents from Cumbria CC related to Cowans Sheldon Civil Engineers of Carlisle</i> .Ref. Nos. 6, 49, 64, 113, 133, 150, 174, 175, 176, 224,259, 260.
	4 No. Hong Kong	Cowans Sheldon						'Fairbairn Steam Crane' at http://en.wikipedia.org/wiki/Fairbairn_steam_crane (accessed 3 July 2013).
1908*	Malta Naval Dockyard.	Cowans Sheldon	50	65	60	steam	Dem.	<i>Engineering</i> , 19 February 1909, 240*.
1908	Malta Naval Dockyard.	Cowans Sheldon	20	60	53	steam	Dem.	<i>Engineering</i> , 19 February 1909, 240.

Appendix 9.1: Fairbairn's Books, Papers and Reports

Part 1: Books by William Fairbairn

- 1831 *Remarks on Canal Navigation illustrative of the Advantages of the use of Steam, as a Moving Power on Canals* (London: Longman, Rees, Orme, Brown & Green).
- 1836 *Observations on Improvements of the Town of Manchester particularly as regards the importance of blending in those improvements, the Chaste and Beautiful with the Ornamental and Useful* (Manchester: Printed by R Robinson).
- 1842 *A List of Wheel Patterns, &c. belonging to William Fairbairn, Millwright, Engineer, Iron and Brass Founder, Canal Street, Manchester* (Manchester, printed by Simpson & Gillett).
- 1849 *An Account of the Construction of the Britannia and Conway Tubular Bridges with a Complete History of their Progress, from the conception of the original idea, to the conclusion of the elaborate experiments which determined the exact form and mode of construction ultimately adopted*(London: John Weale, and Longman, Brown, Green & Longmans).
- 1854 *On the Application of Cast and Wrought Iron to Building Purposes*(London: John Weale).
Second Edition, 'Greatly Enlarged, with Corrections and Additions, to which is added A Short Treatise on Wrought Iron Bridges', 1857 (London: John Weale).
Third Edition, with Additions, &c., 1864 (London: Longman, Green, Longman, Roberts & Green).
Fourth Edition, 1870 (London, Longman, Green & Co).
American Edition, 1854 (New York: J Wiley).
French Edition, 1857, translated by L Perret-Porta: *De l'Application de la fonte, du fer et de la tôle dans les constructions* (Paris: Victor Dalmont).
Spanish Edition, 1857, translated by D E Saavedra: *Aplicacion del hierro a las construcciones*, with *Suplemento*, 1859 (Madrid: D José C la Pena).
- 1856 *Useful Information for Engineers; being a Series of Lectures delivered to the Working Engineers of Yorkshire and Lancashire; together with a Series of Appendices, containing the results of experimental inquiries into the Strength of Materials, the Causes of Boiler Explosions, etc.*(London: Longman, Brown, Green & Longmans).
- 1859 *Three Lectures on the Rise and Progress of Civil Engineering, and on Popular Education* (Derby: Printed by W & W Pike).
These lectures are reprinted in *Useful Information for Engineers, Second Series*.
- 1860 *Useful Information for Engineers, Second Series* (London: Longman, Green, Longman & Roberts).
Second Edition, 1867.
- 1861 *Iron - Its History, Properties, and Processes of Manufacture* (Edinburgh: Adam & Charles Black).
Second Edition, Revised and Enlarged, 1865 (Edinburgh: Adam & Charles Black).
Third Edition, Revised and Enlarged, 1869 (Edinburgh: Adam & Charles Black).
French Edition, 1864, translated by G Maurice, *Le Fer – Son Histoire, ses Propriétés et ses Différents Procédés de Fabrication* (Paris: Eugène Lacroix).
This book was an expansion of Fairbairn's article, 'Iron' in the eighth edition of *Encyclopaedia Britannica* – see below.
- 1861 *Treatise on Mills and Millwork. Part I. On the Principles of Mechanism and on Prime Movers comprising the accumulation and estimation of water power, the construction of water-wheels and turbines, the properties of steam, the varieties of steam-engines and boilers, and windmills*(London: Longman, Green, Longman & Roberts)
Second Edition, 1864 (London: Longman, Green, Longman, Roberts & Green).

Third Edition, 1871.

Fouth Edition, 1878, Parts I and II in one Volume (London: Longmans, Green & Co).

American Edition, 1871, *Prime-Movers: comprising the accumulation of water-power; the construction of water-wheels and turbines; the Properties of Steam; the varieties of steam-engines and boilers and wind-mills* (Philadelphia: Henry Carey Baird). This mainly comprises extracts from Part 1. Whilst there are adverts for this as 'in press', evidence that it was actually printed is not to hand.

- 1863 *Treatise on Mills and Millwork. Part II. On Machinery of Transmission and the Construction and Arrangement of Mills, comprising treatises on wheels, shafts, and couplings; engaging and disengaging gear; and mill architecture; and on corn, cotton, flax, silk, and woollen mills; to which is added a description of oil, paper, and powder mills, including a short account of the manufacture of iron* (London: Longman, Green, Longman & Roberts) Second Edition, 1865 (London: Longmans, Green & Co) Third Edition, 1871. Fouth Edition, 1878 - Parts I and II in one Volume, (London: Longmans, Green & Co). American Edition, 1867, *The Principles of Mechanism and Machinery of Transmission, comprising the principles of mechanism, wheels and pulleys, strength and proportions of shafts, couplings for shafts, and engaging and disengaging gear*, (Philadelphia: Henry Carey Baird). Reprinted 1870, 1871, 1872, 1876, 1903. This comprises extracts from Part I and more extensively from Part II.
- 1865 *Treatise on Iron Ship Building : Its History and Progress as comprised in a series of experimental researches on the laws of strain; the strengths, forms, and other conditions of the material; and an inquiry into the present and prospective state of the navy, including the experimental results of the resisting powers of armour plates and shot at high velocities*(London: Longmans, Green & Co).
- 1866 *Useful Information for Engineers. Third Series. As comprised in a series of lectures on the applied sciences; and in other kindred subjects; together with treatises on the comparative merits of the Paris and London International Exhibitions, on roofs, on the Atlantic Cable, and on the effect of impact on girders* (London: Longmans Green & Co).

Increasingly from c2010 poor quality facsimile reprints, often on a print-on-demand basis, have become available; and electronic copies are also becoming available.

Part 2: Contributions by William Fairbairn to Other Books.

- 1857 Arago, F, *Biographies of Famous Scientific Men* (English translation, London: Longman, Brown, Green, Longmans & Roberts). Fairbairn contributed a 'Note' following the biography of James Watt.
- 1858 Fairbairn, W, Messrs Forrester, Laird, J, Lay, O, and Messrs Seaward, *Steam Navigation : Vessels of Iron and Wood; the Steam Engine; and Screw Propulsion*(London). Fairbairn's contribution is on the *Nevka*.
- 1860 Article 'Iron' in *Encyclopaedia Britannica*, Eighth Edition (Edinburgh: A & C Black)
- 1861 Anon. *The Engineer's, Architect's, and Contractor's Pocket-Book*.(London: Lockwood & Co). This was an annual publication. The 1861 and some following editions included several extracts from *On the Application of Cast and Wrought Iron to Building Purposes*, and Fairbairn's paper 'On the Resistance of Tubes to Collapse'.
- 1864 Byrne, O, (ed.), *The Practical Metal-Worker's Assistant*, 2nd Edition, (Philadelphia: Henry Carey Baird). This included a section by Fairbairn on the 'Application of Iron to Ship-Building'. 'New revised and improved edition', 1874.

- 1867 Barlow, P, *A Treatise on the Strength of Materials*, 6th Edition, (London: Lockwood & Co). This contains two reports and sundry other items by Fairbairn, The reports are 'On the Mechanical Properties of Specimens of the Iron and Steel Plates which have been subjected to experiment with Ordnance at Shoeburyness' and 'Strength of Wrought Iron Girders'.
- 1869 Scoffern, J, Truran, W, Clay, W, Oxland, R, Fairbairn, W, Aitkin, W C, and Pickett, W V, *The Useful Metals and their Alloys including mining ventilation, mining jurisprudence and metallurgic chemistry employed in the conversion of iron, copper, tin, zinc, antimony, and lead ores with their application to the Industrial Arts* (London: Houlston & Wright). Fairbairn contributed chapters XIX to XXIII, on the applications of iron to ordnance, machinery, architecture, railway purposes and shipbuilding. This material was originally published in parts in *Orr's Circle of the Industrial Arts*, 1857.
- 1869 Fairbairn, W, 'The Rise and Progress of Manufactures and Commerce and of Civil and Mechanical Engineering in Lancashire and Cheshire' forming a substantial Supplement to 'Division IV' of Baines, T, *Lancashire and Cheshire, Past and Present: A History and a Description of the Palatine Counties of Lancaster and Chester, forming the North-Western Division of England, from the Earliest Ages to the Present Time (1867)*, (London: William Mackenzie).
- 1869 Styffe, K, *The Elasticity, Extensibility, and Tensile Strength of Iron and Steel*, English Translation from the Swedish by C P Sandberg (London, John Murray). Fairbairn contributed a Letter and Notes.
- 1877 Pole, W. (edited and completed by) *The Life of Sir William Fairbairn, Bart. FRS, LLD, DCL. partly written by Himself* (London: Longmans, Green & Co). Fairbairn's autobiographical sections were written in 1851 and have been edited by Pole. Abridged Edition, 1878 (London: Longmans, Green & Co). Facsimile reprint with 'Introduction' by A E Musson, Newton Abbot, David & Charles, 1970.

Part 3: Papers and Talks by William Fairbairn

Date	Organisation	Title	Main References
07 Mar 1837	Manchester Literary and Philosophical Society.	'An Experimental Enquiry into the Strength and Other Properties of Cast iron from Various Parts of the United Kingdom'	<i>Memoirs of the Manchester Literary & Philosophical Society</i> , 1842, 171-273.
Sept. 1837	BAAS, Liverpool	'On the Strength and Other Properties of Cast Iron obtained from the Hot and Cold Blast'	<i>BAAS1837</i> , pp.377-415; <i>MM</i> , 27, April - Sept 1837.453-5; <i>Journal of the Franklin Institute</i> , Nov 1839, .334-45, 386-97.
1838	BAAS, Newcastle	'On the Application of Machinery to the Manufacture of Steam-Engine boilers, and other vessels of Wrought-Iron or Copper, subject to Pressure'	<i>BAAS1838</i> , p.160; <i>MM</i> , 29, April – Sept 1838, 473-4.
24 Jan 1839	Ancoats Lyceum	Presidential Address	<i>Address of William Fairbairn, Esq. President, to the Members of the Lyceum, Great Ancoats Street, 1839.</i>
1839	BAAS, Birmingham	'On the effect of weights acting for an indefinite time on bars of iron'	<i>BAAS1839</i> , p.s126.
1840	BAAS, Glasgow	'On the fan-blast as applied to furnaces'	<i>BAAS1840</i> , p.s199.
1840	BAAS', Glasgow	'On the Strength of Iron, and its application as a substitute for wood in ship-building'	<i>BAAS1840</i> , p.s201
1840	BAAS, Glasgow	'On raising water from low lands'	<i>BAAS1840</i> , p.s213; <i>CE&AJ</i> , .3, 1840, 412.
29 Oct 1840	Manchester Geological Society	'On the Economy of raising Water from Coal Mines on the Cornish Principle'	<i>Transactions of the Manchester Geological Society</i> , 1, 1841, 179-194 + Plate 8.
17 Nov 1840	Manchester Literary and Philosophical Society.	'An Experimental Enquiry into the strength and other Properties of Anthracite Cast Iron'	<i>Memoirs of the Manchester Literary & Philosophical Society</i> , 1842, 524-60.
1841	Manchester Geological Society	'On the Salt mines of Austria'	<i>Manchester Geological Society – At the Third Annual Meeting</i> , 1841, 7 (no report –only title given).
24 June 1842	BAAS, Manchester	'On Combustion of Coal, with a view to obtaining the greatest Effect, and preventing the Generation of Smoke'	<i>BAAS1842</i> , pp.s107-8; <i>MM</i> , 37, July – Dec 1842, 31-2; <i>MG</i> , 29 June 1842.

21 Mar 1843	Institution of Civil Engineers, London	'Description of a Woollen Factory erected in Turkey'	<i>MPICE</i> , 1843, 125-6; <i>Life</i> , pp.173-4; <i>M&MWWI</i> , pp183-4 + Pl.7 & 8.
30 April & 7 May 1844	Institution of Civil Engineers, London.	'Experimental researches into the properties of the Iron ores of Samakoff, in Turley, and of the Hæmatite Ores of Cumberland, with a view to determine the best means for reducing them into the cast and malleable states; and on the relative strength and other properties of cast-iron from the Turkish and other Hæmatite Ores'	<i>MPICE</i> , 3, 225-47; <i>Life</i> , p.173.
10 June 1844	Royal Scottish Society of Arts	Communication : 'On the Uses and Adaptation of Iron as a material for Building'	<i>CE&AJ</i> , 1844, 249.
Sept. 1844	BAAS, York.	'On the Economy of the Expansive Action of Steam in Steam-engines'	<i>BAAS1844</i> , p.s98; <i>MM</i> , 41, July – Dec 1844, 279-80.
Dec. 1844	Manchester Literary and Philosophical society	'Consumption of Smoke'	<i>MG</i> , 28 December 1844.
1845	BAAS, Cambridge.	'On Railway Gradients'	<i>BAAS1845</i> , p.s93; <i>The Year-book of Facts in Science and Art</i> , (1846), pp.16-18.
1846	BAAS, Northampton.	'Experiments on the tubular bridge proposed by Mr. Stephenson for crossing the Menai Straits'	<i>BAAS1846</i> , p.s107.
20 April 1847	Institution of Civil Engineers, London.	'On some Defects in the Principle and Construction of Fire-proof Buildings'	<i>MPICE</i> , 1847, 213-24 + Plate 22; <i>Life</i> , p.186; <i>Application</i> . pp.279-84; <i>MG</i> , 17 March 1847.
9 Jan 1849	Institution of Civil Engineers, London.	'On Water-wheels with Ventilated Buckets'	<i>MPICE</i> , 1849, 45-66 + Plates 1-3; J Weale (publisher), <i>Papers on Engineering</i> , Vol.6, pp.3-20; <i>CE&AJ</i> , 1849, 60, 232-8; <i>The Practical Mechanic's Journal</i> , 2, 1849-50, 146-9,178-81.
25 July 1849	Institution of Mechanical Engineers, Birmingham.	'On the Expansive Action of Steam, and a new construction of Expansion Valves for Condensing Steam Engines'	<i>MPIME</i> , 1849, 14-20; <i>MM</i> , 51, July – Dec 1849, 255-9; <i>CE&AJ</i> , 1849, 315-7; <i>The Practical Mechanic's Journal</i> , 2, 1849-50, 162-4; Pole, <i>Life</i> , p.319; <i>Dingler's Polytechnisches Journal</i> , 115, 1-6.
5 Feb 1850	Manchester Literary and Philosophical Society.	'An Experimental Enquiry into the Relative Power of the Locomotive Engine, and the Resistance of Railway gradients'	<i>Memoirs of the Manchester Literary & Philosophical Society</i> , 14, 1842, 149-78; <i>Life</i> , p.480.
12 March 1850	Institution of Civil Engineers, London.	'On Tubular Girder Bridges'	<i>MPICE</i> , 1850, 233-87 + Plate 11.
2 April 1850	Manchester Literary and Philosophical Society.	'On the Security and Limit of Strength of Tubular Bridges constructed of Wrought Iron'	<i>Memoirs of the Manchester Literary & Philosophical Society</i> , 1850, 179-95.
13 June 1850	Royal Society, London.	'An Experimental Enquiry into the Strength of Wrought Iron Plates and their Riveted Joints, as applied to Shipbuilding and vessels exposed to severe strain'	<i>Philosophical Transactions of the Royal Society</i> , 1850, .677-725 + Plates 55-8; <i>UlfE</i> , pp.i-lix; <i>Life</i> , pp.402-5.
1851	BAAS, Ipswich.	'On the Construction of Vessels exposed to severe strain'	<i>BAAS1851</i> , pp.s113-4.
23 and 24 April 1851	Leeds Mechanics' Institution.	'Two Lectures on the Construction of Boilers, and on Boiler explosions; with the Means of Prevention'	<i>UlfE</i> , pp1-47; W Fairbairn, <i>Two Lectures on the Construction of Boilers, and on Boiler explosions; with the Means of Prevention</i> , 1851; <i>The Engineer and Machinist</i> , .3, March-Dec 1851, 82-6,117-22; <i>MM</i> , 54, Jan-June 1851, 436-7,453-6,507-9; <i>MM</i> , 55, July-Dec 1851, 12-5,28-3045-7; <i>Journal of the Franklin Institute</i> , 52.2, 1851, 128-38.
29 Mar 1852	Mechanics' Institution, Manchester	'The necessity of incorporating with the mechanical and industrial arts a knowledge of practical science'	<i>UlfE</i> , pp.93-114; <i>MG</i> , 7 April 1852; <i>Manchester Times</i> , 3 April 1852.
2 April 1852	Mechanics' Institution, Manchester	'Metallic Constructions' (Iron Shipbuilding).	<i>UlfE</i> , pp.115-138; <i>MG</i> , 10 April 1852; <i>Manchester Times</i> , 10 April 1852; <i>Mining Journal</i> , .22, 1852,182; <i>CE&AJ</i> ,15, 1852, 145 ; <i>Journal of the Franklin Institute</i> , 54.1,1852, 1-5.
1852	BAAS, Belfast.	On the Mechanical Properties of Metals, as derived from repeated meltings, exhibiting the maximum Point of Strength and the Causes of Deterioration'	<i>BAAS1852</i> , p.s125.
1852	BAAS, Belfast.	'On the Tensile Strength of Unwrought Iron Plates at various Temperatures'	<i>BAAS1852</i> , p.s125.
1852	BAAS, Belfast.	'On a New Tubular Boiler'	<i>BAAS1852</i> , p.s125; <i>CE&AJ</i> , 15, 1852.,330; <i>MG</i> ,18 September 1852.
1852	BAAS, Belfast.	'Remarks on the Mini Rifle'	<i>BAAS1852</i> , pp.s125-6; <i>CE&AJ</i> , 15, 1852, 331; <i>The Practical Mechanic's Journal</i> , 5, 1852-53, 187-8.
1 March 1853	Institution of Civil Engineers, London	'Experiments on the Strength of Cast Iron smelted with Purified Coke' (associated with paper by Grace Calvert)	<i>MPICE</i> , 12, 1853, 360-81; <i>MM</i> , 58, Jan-June 1853, 190-2.
1853	Institution of Mechanical Engineers.	'On a New Description of Winding Engine'	<i>MPIME</i> , 4, 1853, 137-142 + Plates32-3; <i>Life</i> , p.482.

1853	Institution of Mechanical Engineers.	'On the Retardation and Stoppage of Railway Trains'	<i>MG</i> , 12 November 1853; <i>MPIME</i> , 4, 1853.
1853	BAAS, Hull	'On the Progress of Mechanical Science' (Address by the President of the Section)	<i>BAAS</i> 1853, pp.s116-7; <i>Manchester Times</i> , 14 September 1853.
3 Oct 1853	Harpurhey, Manchester	'That this meeting desires to record with satisfaction, the attempt to establish, in this neighbourhood, a literary Institute'	<i>Manchester Times</i> , 5 October 1853.
9 May 1854	Institution of Civil Engineers, London	'Description of the Sliding Caisson at Her majesty's Dockyard, Keyham, Devon'	C Manby (ed.) <i>Description of the Sliding Caisson at Keyham Dockyard by William Fairbairn, (1857); MPICE</i> ,13, 1853-4 , 444ff. ; <i>MM</i> , 60, 1854, 468; <i>MM</i> , 61, 1854, 8-10; <i>CE&AJ</i> , 17, 1854, 237; <i>Life</i> , p.320.
July 1854	Institution of Mechanical Engineers, Birmingham.	'Description of an Improved Steam travelling Crane'.	<i>MPIME</i> , 1854; <i>Railway and Commercial Gazette</i> , 24, 823.
Sept. 1854	BAAS, Liverpool	'On the Density of various bodies when subjected to enormous Compressing Forces' (associated with paper by Hopkins and Joule)	<i>BAAS</i> 1854, p.s56; <i>Life</i> , 287-308.
Sept. 1854	BAAS, Liverpool	'On the Solidification of Bodies under great Pressure'	<i>BAAS</i> 1854, pp.s149-50; <i>Life</i> , 287-308. (Experiments with Hopkins and Joule).
Sept. 1854	BAAS, Liverpool	'On the Consumption of Fuel and the Prevention of Smoke'	<i>BAAS</i> 1854, p.s149; <i>UIFE</i> , pp.47-92.
5 March 1855	Mechanics' Institution, Manchester	'Steam: its properties and application to the useful arts'.	<i>MG</i> , 7 March 1855; <i>UIFE</i> , pp.139-61.
c1855		'On Steam'.	<i>UIFE</i> , pp.162-76.
c1855		'On Steam and Steam Boilers'. (Two lectures).	<i>UIFE</i> , pp.177-215.
6 March 1855	Oldham Lyceum. Oldham Town Hall.	'On the properties of steam and its application to the useful and industrial arts'.	<i>MG</i> , 10 March 1855.
7 March 1855	Mechanics' Institution, Manchester	'The strength and form of vessels calculated to ensure safety, and resist the elastic force of steam; the relative proportion of flue to furnace surface in boilers; and the relative value of high and low steam'.	<i>MG</i> , 14 March 1855.
1855	BAAS, Glasgow.	'On Boiler Explosions'.	Not reported in <i>BAAS</i> 1855– only title given.
1855	BAAS, Glasgow.	'On the Strength of Boiler Plates'.	Not reported in <i>BAAS</i> 1855 – only title given.
1855	BAAS, Glasgow.	'On the Machinery of the Universal Exhibition of Paris'.	<i>BAAS</i> 1855, p.s206; Board of Trade, <i>Machinery in the Paris Exhibition</i> , ('Blue Book'); <i>The Engineer</i> , 3, Jan-Jun 1857, 372; <i>MM</i> , 63, Jul-Dec 1855, 482-4.
19 Dec. 1855	Institution of Mechanical Engineers.	'Description of a New Construction of Pumping Engine'. (Fairbairn was unable to attend and the paper was read on his behalf.)	<i>MPIME</i> , 6, 1855,177-182 + Plates 33-36; <i>The Engineer</i> , 1, Jan-Jun 1856, 183-4; <i>MG</i> , 28 December 1855.
1856	Manchester Literary and Philosophical Society.	'The Rise and Progress of Practical Science as exhibited at the Universal Exhibition in Paris'.	<i>The Engineer</i> , 1, Jan-Jun 1856, 37.
1 April 1856	Manchester Literary and Philosophical Society.	On the Comparative Value of various kinds of Stone, as Exhibited by the Powers of Resisting Compression'	<i>Memoirs of the Manchester Literary & Philosophical Society</i> , 19 / 2 nd series 14 , 1856, 31-47; <i>UIFE</i> 2, pp.129-144; <i>Application</i> , (3 rd ed. 1864), pp.196-7.
24 June 1857	Institution of Mechanical Engineers, Mechanics' Institution, Manchester.	'Description of Large Tubular Wrought-Iron Crane recently erected at Keyham Dockyard, Devonport'.	<i>MPIME</i> , 1857, 87-96 + Plates; <i>The Engineer</i> , 3, Jan-Jun 1857, 505; <i>Newton's London Journal of the Arts</i> , 39(new series), 1858, 171-5; <i>Life</i> , p.321.
1857	BAAS. Dublin	'On the Resistance of tubes to Collapse'	<i>BAAS</i> 1857, pp.s215-7
9 March 1858	Manchester Literary and Philosophical Society.	'Experiments to determine the Properties of some mixtures of Cast iron and Nickel, similar in composition to meteoric iron'.	<i>Memoirs of the Manchester Literary & Philosophical Society</i> , 20/ 2 nd series 15 , 104-112; <i>The Engineer</i> , 5, Jan-Jun 1858, 241; <i>MG</i> , 26 May 1858.
6 April 1858	Manchester Literary and Philosophical Society.	'On the Comparative Temperature of the Climate of England and some parts of Italy'.	<i>Memoirs of the Manchester Literary & Philosophical Society</i> , 20/ 2 nd series 15 , 45-8; <i>Life</i> , p.380.
20 May 1858	Royal Society, London	On the Resistance of Tubes to Collapse,.	<i>Philosophical Transactions of the Royal Society</i> , 1858, 349-413 + 2 Plates; <i>BAAS</i> 1857, pp.215-9; <i>MM</i> , 3 July 1858, 5-7 and 31 December 1858, 8-9; <i>The Engineer's, Architect's and Contractor's Pocket Book</i> ,(1863) pp.355-80; G H Love <i>Mémoire sur la Loi de Résistance des Conduits Intérieurs a Fumée dans les Chaudières a Vapeur Dédeite des Expériences de M. W. Fairbairn</i> (Neuilly 1859).
August 1858	Institution of Mechanical Engineers, Newcastle	'On a Floating Corn Mill for the Navy'.	<i>MPIME</i> , 1858, 155-8; <i>The Engineer</i> , 6, Jul-Dec 1858, 171-2; <i>MM</i> , 69, 1858, 243; <i>Life</i> , p.330; <i>M&MWII</i> , pp.132-8.

August 1858	Institution of Mechanical Engineers, Newcastle	'On Improvements in Locomotive Axles and Couplings'.	<i>The Engineer</i> , 6, Jul-Dec 1858, 171-2;
25 Aug. 1858	Institution of Mechanical Engineers, Newcastle	Response to Toast (at Dinner at Queen's Head Hotel, Newcastle).	<i>Mining Journal</i> , 28, 1858, 571; <i>MM</i> , 11 September 1858, 250.
Sept. 1858	BAAS, Leeds.	'On the Progress of Mechanical Science'. (Presidential Address to the Mechanical Section).	<i>BAAS1858</i> , p.s201; <i>MM</i> , 69, Jul-Dec 1858, 317-9.
1858	probably London (possibly Royal Agricultural Society)	On the Machinery Employed in Agriculture	<i>UlfE2</i> , pp.162-185.
16 Nov. 1858	Manchester Literary and Philosophical Society.	'Notes on some Experimental Apparatus for determining the Density of Steam at all Temperatures'. (Joule was in the Chair).	<i>Proceedings of the Manchester Literary and Philosophical Society</i> , 2, 1858, 70-3; <i>Life</i> , p.485.
Nov. 1858	Blackburn Literary, Scientific and Mechanics' Institution, Blackburn	'The System of Education best adapted to Improve the Working Classes'.	W Fairbairn, <i>Three Lectures on the Rise and Progress of Civil and Mechanical Engineering and on Popular Education</i> , (1859), pp.43-50; <i>UlfE2</i> , pp.ix-x, 145-61; <i>The Engineer</i> , 6, Jul-Dec 1858, 407; <i>MG</i> , 3 Dec.1858.
1858	Derby Railway Institute et al	'On the Rise and progress of Civil and Mechanical Engineering and its Progress to the Present century'.	Fairbairn, <i>Three Lectures</i> , pp.1-19; <i>UlfE2</i> , pp.186-210.
1858	Derby Railway Institute et al	'On the Progress of Civil and mechanical Engineering during the Present Century'.	Fairbairn, <i>Three Lectures</i> , pp.20-42; <i>UlfE2</i> , pp.211-243.
3 Mar. 1859	Manchester Literary and Philosophical Society.	'Experiments to determine the effects of different modes of treatment on cast iron for the manufacture of cannon'.	<i>Proceedings of the Manchester Literary & Philosophical Society</i> , 1859, 140ff; <i>MM</i> , 20 May 1859, 331.
22March 1859	Manchester Literary and Philosophical Society.	'An Experimental Enquiry into the effect of Severe Pressure upon the Properties of Gunpowder'. (Joule in the Chair).	<i>Proceedings of the Manchester Literary and Philosophical Society</i> , 1859, 117-9; <i>The Engineer</i> , 7, Jan-Jun 1859, 248; <i>MM</i> , 8 April 1859, 231; <i>Life</i> , p.486.
12 May 1859	Royal Society, London.	'On the Resistance of Glass Globes to Collapse from external pressure; and on the Tensile and Compressive Strength of various kinds of Glass'. (with Thomas Tate).	<i>Philosophical Transactions of the Royal Society</i> , 1859, 213-247; <i>Life</i> , p.273.
16 Sept. 1859	BAAS Aberdeen.	'Experiments to determine the Efficiency of Continuous and Self-Acting breaks for Railway Trains'.	<i>BAAS1859</i> , p.s76; <i>MG</i> , 22 September 1859; <i>Pole, Life</i> , p.411; <i>The Engineer</i> , 2 January 1860, 2-3. See 17 April 1860.
19 Sept. 1859	BAAS Aberdeen.	'Experimental researches to determine the Density of Steam at various temperatures'.	<i>BAAS1859</i> , pp.s233-5; <i>MG</i> , 22 September 1859; <i>MM</i> , 28 October 1859, 279-80; <i>The Engineer</i> , 28 October 1859, 308.
13 Dec. 1859	Manchester Literary and Philosophical Society.	'Some Experimental Researches on the Efficiency of Continuous and Self-Acting Railway breaks (sic)'.	<i>Proceedings of the Manchester Literary and Philosophical Society</i> , 1859-60, 178-180.
7 Feb. 1860	Manchester Literary and Philosophical Society.	'On the Strength of Iron Ships'.	<i>Proceedings of the Manchester Literary and Philosophical Society</i> , 1859-60, 200-3; <i>MG</i> , 18 February 1860.
14 Feb. 1860	Liverpool Polytechnic Society	'On the Strength of Iron Ships'.	<i>MG</i> , 18 February 1860; <i>MM</i> , 17 February 1860, 103.
2 March 1860	Institution of Naval Architects.	'The Strength of iron Ships'. (John Penn in the Chair).	<i>Transactions of the Institution of Naval Architects</i> , 1, 1860, 11-81 + 2 Plates; <i>The Engineer</i> , 9, Jan-Jun 1860, 215-6; <i>MM</i> , 1860, 151, 158-61, 169-70, 210..
March 1860	Leeds Literary and Philosophical Society	'The properties of Steam and its Application'.	<i>MG</i> , 12 March 1860; <i>The Engineer</i> , 9, Jan-Jun 1860, 181-2.
3 April 1860	Manchester Literary and Philosophical Society.	'Memoir of the Late John Kennedy'.	W Fairbairn, <i>Memoir of the Late John Kennedy</i> , (1860).
17 April 1860	Institution of Civil Engineers, London	'On the Efficiency of various kinds of Railway Breaks (sic), with Experimental Researches on their retarding Powers'.	<i>MPICE</i> , 20, 1860, 490-526; <i>Life</i> , p.411. <i>The Engineer</i> , 4 October 1861, 207; Walker, pp.38-41.
10 May 1860	Royal Society, London	The Bakerian Lecture: 'Experimental Researches to determine the Density of Steam at different temperatures, and to determine the Law of Expansion of super-heated Steam'. (with Thomas Tate).	<i>Philosophical Transactions of the Royal Society</i> , 1860, 185-222 + 3 Plates; 'Ricerche sperimentali per determinare la densita' del vapour a tutte le temperature e la legge di dilatazione del vapour soprariscaldato', <i>Il Nuovo Cimento</i> , 12.1, 1860.
1860	BAAS Oxford.	'On the Density of Saturated Steam and on the Law of Expansion of Superheated Steam'.	<i>BAAS1860</i> , p.s210.
1860		'On the Construction of Iron Ships of Great Length'	<i>MM</i> , 9 November, 1860, pp.317-8.
2 April 1861	Manchester Literary and Philosophical Society.	'On the Temperature of the Earth's Crust as exhibited by Thermometrical Observations obtained during sinking of the deep mine at Dukinfield'.	<i>Proceedings of the Manchester Literary and Philosophical Society</i> , 2, 1861, pp.64ff; <i>MM</i> , 5, 19 April 1861, 275.

4 Sept. 1861	BAAS Manchester.	Presidential Address.	G Basalla, W Coleman and R H Kargon, <i>Victorian Science</i> , (1970), pp.129-57; <i>BAAS1861</i> , pp.II-IXVII; <i>MG</i> , 5 September 1861.
Sept. 1861.	BAAS Manchester.	Report on the Temperature of the Earth's Crust, as exhibited in the Dukinfield Deep Mine'.	<i>BAAS1861</i> , pp.s53-6; <i>Life</i> , p.488; <i>BAAS1870</i> , pp.31-2.
28 Oct. 1861	Warrington Mechanics' Institute <i>soirée</i> .	'Science Self-reliance and Self-culture'	<i>MG</i> , 30 October 1861.
27 March 1862	Opening of Patent File Machine and Patent File Manufacturing Company (Limited).	Toast to the new company.	<i>MG</i> , 28 March 1862.
3 April 1862	Royal Society' London.	'On the Law of Expansion of Superheated Steam'.	<i>Proceedings of the Royal Society of London</i> , 12, 1862, pp.53-7.
9 May 1862	Royal Institution, London	'On the Properties of Iron and its resistance to Projectiles at High Velocities'.	<i>Proceedings of the Royal Institution</i> , 4, 1862, 491-502; <i>Life</i> , Chapter 20; <i>CE&AJ</i> , 25,1862, 238-42; <i>MM</i> , 7, 1862, 397.
June 1862	National Association for the Promotion of Social Science, London.	'On Public health'.	G W Hastings (ed.), <i>Transactions of the National Association for the Promotion of Social Science, London Meeting 1862</i> , (1863), pp.59-66; <i>CE&AJ</i> , 25, 1861,238-9.
2 Oct. 1862	BAAS Cambridge.	Presidential Address to the Mechanical Science Section, 'On Guns and iron-plated Ships'.	<i>BAAS1862</i> , pp.s178-82; <i>MM</i> , 8, 10 October 1862, 223-4; <i>Life</i> , p.394; <i>MG</i> , 4 October 1862.
Dec. 1862	Liverpool School of Science. Prize-giving.	'Practical Science'.	<i>The Engineer</i> , 2 January 1863, 3.
1862/3	<i>Popular Science review</i>	'The Great Exhibition Buildings'.	<i>Popular Science Review</i> ,1863, 317-26.
1862/3	<i>The Engineer</i>	'The Machinery Department of the Exhibition'.	<i>The Engineer</i> , 7, 4 April 1862, 234-5; <i>Popular Science Review</i> ,January1863.
24 Feb. 1863	Institution of Civil Engineers, London.	'On the Reconstruction of the Dinting and Mottram Viaducts'.	C Manby and J Forrest (eds.), <i>On the Reconstruction of the Dinting and Mottram Viaducts by William Fairbairn</i> ,(1863); <i>MPICE</i> , 22, 1862-3, 327-35; <i>Life</i> , p.331.
Dec. 1863	Literary and Philosophical Society, Newcastle-upon-Tyne.	'Iron and Its Application to the manufacture of Steam Engines, Millwork, and Machinery'.	<i>UIfE3</i> , pp.98-124; W Fairbairn, <i>Two Lectures on Iron and Its Application to the manufacture of Steam Engines, Millwork, and Machinery, and on Natural Laws</i> , (1864), pp.1-16; <i>The Engineer</i> , 27 May 1864, 321-3.
Dec. 1863	Literary and Philosophical Society, Newcastle-upon-Tyne.	'The Natural Laws, and the Thickness of the Earth's Crust Experimentally Considered'.	<i>UIfE3</i> , pp. 76-97; Fairbairn, <i>Two Lectures</i> , pp.17-28; <i>MM</i> , 1864, 347-9, 362-3; <i>The Engineer</i> , 3 June 1864, 334-5.
4 Feb. 1864	Royal Society, London.	'Experiments to determine the effect of Impact, Vibratory Action, and lon-term continued changes of load on Wrought-Iron Girders'.	<i>Philosophical Transactions of the Royal Society of London</i> , 1864, 311-325; <i>MM</i> , 4 November 1864, 313-4; <i>Life</i> , p.414.
Sept. 1864	BAAS Bath.	'The Mechanical Properties of the Atlantic Telegraph cable'.	<i>BAAS1864</i> , pp.408-15; <i>MM</i> , 23 September 1864, 204; <i>MG</i> , 17 September 1864; <i>Life</i> , Chapter 21.
1864	<i>Quarterly Journal of Science</i>	'On the Construction and Mechanical properties of Submarine Telegraph Cables'	<i>Quarterly Journal of Science Quarterly Journal of Science</i> , 1, 1864, 624-41; <i>UIfE3</i> , pp.276-89.
23 Nov. 1864	Society of Arts, London.	'Applications of Iron for the purpose of Naval Construction'.	<i>The Engineer</i> , December 1864, 337, 353-5; <i>MM</i> , 2 December, 1864, 387-8.
26 Jan. 1865	Bolton Mechanics' Institute.	'On Labour: Its influence and Achievements'.	<i>UIfE3</i> , pp.43-58; W Fairbairn, <i>A Lecture on Labour: Its Use, Influence and Achievements ... to which is added a short memoir of the lif of Samuel Crompton</i> , (1865).
Sept. 1865	BAAS Birmingham.	'On the causes of the failure of deep-sea cables, and experimental researches on the permanency of their insulators'.	<i>BAAS1865</i> , pp.s178-184; <i>UIfE3</i> , pp.317-325.
Sept. 1865	BAAS Birmingham.	'On India rubber and Gutta Percha as insulators for submarine telegraphic cables'.	<i>BAAS1865</i> , p.s14. . See also <i>UIfE3</i> , pp.244-275.
	Inauguration of Southport Athenæum	'On Literary and Scientific Institutions'.	<i>UIfE3</i> , pp.59-75.
17 April 1866	Aeronautical Society of Great Britain, London.	'Perseverance in meteorological experiments with a view to increasing our knowledge as to the law of storms and of elastic and magnetic phenomena, which enter so largely into the movements of elastic fluids when united to vapour and heat in the form of clouds.'	<i>MM</i> , Jan-Jun 1866, 240.
April 1866	<i>Quarterly Journal of Science</i>	'Consideration of the Loss of the "London"'. .	<i>Quarterly Journal of Science</i> , 3, 1866, 177-9.
1 Aug. 1866	Institution of Mechanical Engineers	'Description of the removing and replacing of the iron columns in a cotton mill'.	<i>Transactions of the Institution of Mechanical Engineers</i> , 1866, 181-5; <i>Life</i> , p.490.
1866	BAAS Nottingham.	'On the means employed for removing and replacing in a new position the iron columns of a fireproof cotton mill'.	<i>BAAS1866</i> , p.s141.

6 Oct. 1866	Rusholme Road Free Library, Manchester. Opening.	Brief Address.	MG, 8 October 1866.
Oct. 1866	Social Sciences congress, Manchester.	'Casualties from Boiler Explosions'.	MG, 7 October 1866.
Sept. 1867	BAAS Dundee.	'Experimental Researches on the Mechanical properties of Steel'.	BAAS1867, pp.161ff. (details of 135 experiments).
16 Oct. 1867	Hulme Working Men's Institute, Manchester. Prizegiving.	Address.	MG, 17 October 1867.
Jan. 1868	<i>Quarterly Journal of Science</i>	'On the Mechanical Properties of Iron and Steel'	<i>Quarterly Journal of Science</i> , 5, 1868, 10-14.
29 July 1868	Institution of Mechanical Engineers, Leeds.	'Smoke Consumption'.	MG, 30 July 1868.
27 Oct. 1868	Manchester Chamber of Commerce (Dinner at Queen's Hotel for Marquis of Salisbury).	Development in India.	MG, 30 July 1868.
Jan. 1869	<i>Quarterly Journal of Science</i>	'Experimental Researches on the Mechanical Properties of Steel'	<i>Quarterly Journal of Science</i> , VI, January 1869, 21-8.
18 Mar. 1869	Institution of Naval Architects, London.	'On the Law of Resistance of Armour Plates, composed of one or more thicknesses'. (Part 1).	S&A Tracts 334/6 at Manchester City Library (extract from <i>Transactions of the Institution of Naval Architects</i>); <i>Life</i> , Chapter 20.
19 Feb. 1870	London Association of Foreman Engineers.	State of engineering and role of the foreman. (Whitworth also spoke).	<i>Observer</i> , 20 February 1870.
8 April 1870	Institution of Naval Architects, London .	'On the Law of Resistance of Armour Plates, composed of one or more thicknesses'. (Part 2).	<i>Transactions of the Institution of Naval Architects</i> , 11, 1870, 103ff.
1 June 1870	Owens College, Manchester.	Address at prize-giving.	MG, 2 June 1870.
Sept. 1870	Presentation to Sir E W Watkin.	Address.	<i>The Railway news and Joint Stock Journal</i> , 14.351, 17 September 1870, 322.
10 Jan. 1871	Manchester Literary and Philosophical Society.	'On the Properties of Iron and Steel as applied to the Rolling Stock of Railways'.	<i>Proceedings of the Manchester Literary and Philosophical Society</i> , 10, 1871, 86.
Feb. 1871.	Manchester Association of Engineers	'Prosperity to the Association'.	MG, 17 February 1871; A C Dean, (ed.), <i>Some Episodes in the Manchester Association of Engineers</i> , (1938), pp.52-3.
31 Mar. 1871	Institution of Naval Architects, London .	'Remarks on the Present and Past construction of the navy'.	S&A Tracts 334/7 at Manchester City Library (extract from <i>Transactions of the Institution of Naval Architects</i>).
April 1871	<i>Quarterly Journal of Science</i>	'On Steam Boiler Legislation'.	<i>Quarterly Journal of Science</i> , April 1871, 214-27; <i>Life</i> , p.278.
18 April 1871	Crewe Mechanics' Institute, <i>soirée</i> .	Address.	MG, 19 April 1871.
Pre Aug. 1871	<i>Nature</i>	Railway Tires (sic).	<i>Nature</i> , reported in MG, 3 August 1871.
21 Dec. 1872	Manchester Scientific and Mechanical Society	Presidential Address.	<i>Engineering</i> , 3 January 1873, p.18; <i>Transactions of the Scientific and Mechanical Society, Manchester</i> , 'Opening Meeting'.
24 April 1873	Royal Society, London.	'On the Durability and preservation of Iron Ships, and on Riveted Joints'. (with Unwin).	<i>Proceedings of the Royal Society</i> , 21, 1873, 259-263; Walker, p.64.
28 Oct. 1873	Manchester Scientific and Mechanical Society	Presidential Address. (read by Proof, Osborne Reynolds)	<i>Life</i> , pp.419-20. <i>Transactions of the Scientific and Mechanical Society, Manchester</i> , 'Opening Meeting, October 1873'.

Part 4: Reports by William Fairbairn

March 1832		Drainage of Soham Mere, near Ely.	<i>Life</i> , p.157.
Nov. 1835	Mill-owners on the River Don, Aberdeenshire	Reservoirs on the River Don.	<i>Life</i> , p.159.
1836	Mill-owners of County Down	'Reservoirs on the River Bann'.	W Fairbairn, <i>Reservoirs on the River Bann, in the County of Down, Ireland, for more effectually supplying the mills with Water</i> , (1836).
March 1837	Saddleworth Reservoirs	Report apportioning rates. (with John Raistrick)	MG, 29 March 1837.
1837	BAAS Liverpool.	'On the Strength and other properties of Cast Iron obtained from the Hot and Cold Blast'.	BAAS1837, p.377.

10 Jan 1840	Anti-Corn-Law League	Report on Pavilion, Peter Street.	<i>Manchester Times & Gazette</i> , 14 January 1840.
1840		Drainage of lake at Haarlem.	<i>Life</i> , p.180; <i>MM</i> , 33, 1840, 351-2; G D Dempsey, <i>Rudimentary Treatise on the Drainage of Districts and Lands</i> , (1849), pp.71-2; [Woodcroft] IX.
1841	Inspector of Factories	Factory safety	<i>Parliamentary Papers, Inspectors of Factories</i> , p.24.
April 1841		'Report on Perkins's Hot Water Apparatus for Warming Buildings'.	
c1841	Panama Canal	Feasibility study (with Gibbs)	<i>MPICE</i> , 1856, 407-8.
Nov. 1841	Coroner's Court, Manchester	Report on boiler explosion at Jersey Mill. (with Richard Roberts).	<i>MG</i> , 13 November 1841; <i>CE&AJ</i> , 5, 1842, 51-2.
1842	BAAS Manchester.	'On the Strength and other properties of Cast Iron obtained from the Hot and Cold Blast'.	<i>BAAS1842</i> , p.3; <i>MM</i> , 37, Jan-Jul 1842, 110; <i>The Practical Mechanic & Engineer's Magazine</i> , 1, 1841-2, 146-9, 438; <i>CE&AJ</i> , 5, 1842, 314-5.
Jan. 1843	Anti-Corn-Law League	Report on safety of 'pavilion' in Peter Street, Manchester	<i>MG</i> , 28 January 1843; <i>Life</i> , pp.466-7; T Wyke, <i>A Hall for All Seasons: A History of the Free Trade Hall</i> , (1996), p.10.
1843	BAAS Cork.	'Report on the Consumption of Fuel and prevention of Smoke'.	<i>BAAS1843</i> , p.294.
1843	BAAS Cork.	'Report on the internal changes in the constitution of metals.'	<i>BAAS1843</i> , p.294.
1844	BAAS York.	'Report on the Consumption of Fuel and prevention of Smoke'.	<i>BAAS1844</i> , pp.100-20; <i>Practical Mechanics' Journal</i> , 4, 1844-5, 43; <i>Life</i> , pp.183-4.
1844	Samuel Holme	'On the Construction of Fire-Proof Buildings'.	<i>Report of William Fairbairn, Esq., C.E. on the Construction of fire-Proof Buildings with Introductory Remarks by Samuel Holme</i> (Liverpool 1844); <i>Manchester Guardian</i> , 27 November 1844 and 4 December 1844; <i>The Practical Mechanic and Engineer's Magazine</i> , 4, 1845, 105-8.
Oct 1844	Coroner's Court, Oldham	'Report on the Causes of the Fall of the Cotton Mill at Oldham, in Octoner 1844'	<i>Application</i> , pp.274-9; <i>MG</i> , 6, 9 and 20 November 1844, and 9 July 1845; <i>MM</i> , 41, Jul-Dec 1844, 348-51 and 43, Jul-Dec 1845, 220-1; <i>CE&AJ</i> , 7, 1844, 429-32; <i>ILN</i> , 5, 9 November 1844, p.301; <i>The Sheffield & Rotherham Independent</i> , 9 November 1844.
Aug. 1845	Liverpool Assizes.	Infringement of Newton's patent.	<i>Observer</i> , 31 August 1845.
Dec. 1845	Coroner's Court, Bolton	Report on Boiler Explosion at Rothwell & Kitt's Mill	<i>The Times</i> , 27 December 1845; <i>MG</i> , 4 April 1846; <i>The Mining Journal</i> , 16, 1846,10; <i>ILN</i> , 7, 27 December 1845, p.412; A McEwen, <i>Historic Steam Boiler Explosions</i> , (2009), pp.1-4.
1846	Report to Robert Stephenson	Summary of Results from Experiments relative to the proposed Bridge across the Menai Straits.	<i>B&CTB</i> , pp.37-42; D Smith, 'Structural Model Testing and the Design of British Railway Bridges in the Nineteenth Century', <i>TNS</i> , 1977, 73ff.
Oct 1846	Coroner's Court, Ashton	Report on Boiler Explosion.	<i>MG</i> , 31 October and 4 November 1846; <i>Manchester Times & Gazette</i> , 6 November 1846.
1847	Fall of 400ft chimney, Wigan	Advice	<i>The Times</i> , 27 January 1847; <i>MM</i> , 46, Jan-Jun 1847, 117.
28 Aug. 1847	Richard Turner, Dublin.	Report on proposed roof at Liverpool Lime Street station.	R Turner, 'Description of the Iron Roof over the Railway Station, Lime-street, Liverpool', <i>MPICE</i> , 9, 1850, 210; <i>UIFE3</i> , pp.216-20; R H G Thomas, <i>The Liverpool and Manchester Railway</i> , (1980), p.123.
1848-9	Application of Iron to Railway Structures	Evidence and Letters from Fairbairn	<i>Report of the Commissioners appointed to enquire into the Application of Iron to Railway Structures</i> , (1849), pp.311-23, 403-11 + Plates.
1 April 1850		Valuation of locomotives of the Blackburn, Darwen & Bolton Rairway.	<i>J Marshall, The Lancashire and Yorkshire Railway, Volume 3</i> , (1972), pp.37-8.
July 1850	Coroner's Court, Stockport	Report on Collapse at Brinksway Mill	<i>MG</i> , 14 August 1850; <i>Manchester Times</i> , 10 August 1850; <i>The Engineer and Machinist</i> , 2, 1850-1, 212-3; <i>MM</i> , 53, Jul-Dec 1850, 130-5.
Dec. 1850	Coroner's Court, Halifax	Report on Boiler Explosion at Firth's Mill.	<i>The Times</i> , 16 December 1850; <i>The Engineer and Machinist</i> , 2, 1850-51, 343-4; <i>MG</i> , 18 December 1850.
March 1851	Coroner's Court, Manchester	Report on Boiler Explosion at Riga Street saw-mill, Manchester	<i>MG</i> , 29 March, 5 April, and 12 April 1851; <i>Observer</i> , 21 April 1851.
15 July 1851	To the Feoffees of the Manchester Free Grammar School	Report on proposed alterations to bridge over the Irk.	Manchester City Library Archive M516/30/3.
Aug. 1851	Assize Court, Manchester	Report on Boiler Explosion at Riga Street saw-mill, Manchester	<i>MG</i> , 20 August 1851.
12 Nov. 1851	Arbitration, london	Alleged infringement of Gray's patent for Expansion Valve gear.	R T Smith, 'John Gray and his Expansion Valve Gear', <i>TNS</i> , 50, 1978-9, 139-153.

March 1853	Coroner's Court	Report on Derailment at Clifton.	<i>MG</i> , 12 March 1853.
1853	Coroner's Court	Report on Locomotive Boiler Explosion at Longsight, Manchester.	<i>MG</i> , 12 March 1853; <i>Observer</i> , 14 March 1853.
April 1853	Dublin Exhibition	Report on gallery structure.	<i>Application</i> , pp.119-24; <i>MG</i> , 30 April 1853.
1853	Smithfield Market, Manchester.	Adjudication of 'design & build' schemes.	<i>The Builder</i> , 11, 1853, 578,773; <i>MG</i> , 17 December 1853; <i>Manchester Times</i> , 17 December 1853; <i>Manchester Examiner & Times</i> , 12 July 1854; J Schmiechen and Kenneth Carls, <i>The British Market Hall: A Social and Architectural History</i> , (1999), pp.117-8.
1853	BAAS Hull.	'Experimental Researchers to determine the Strength of Locomotive Boilers and the Causes which lead to Explosions'.	<i>BAAS1853</i> , pp.52-7; <i>UIfE</i> , pp.lix- lxxiv; <i>Life</i> , p.264; <i>MM</i> , 59, 1853, 284-7 and 60, 1854, 293-5 and 393-5.
1853	BAAS Hull.	'On the Mechanical Properties of Metals as derived from repeated Meltings, exhibiting the maximum point of strength and the causes of deterioration'.	<i>BAAS1853</i> , pp.87-115; <i>MM</i> , 59, 1853, 286; <i>Life</i> , pp.405-6; <i>Manchester Times</i> , 9 October 1886.
Nov. 1853	Coroner's Court' Blackburn	Report on Boiler Explosion	<i>MG</i> , 16 November 1853'
July 1854	Coroner's Court, Rochdale	Report on Boiler Explosion at Rochdale.	<i>UIfE</i> , pp.lxxv-lxxxii; <i>MG</i> , 22, 26 and 29 July 1854; <i>Manchester Times</i> , 29 July 1854; McEwan, <i>Historic Explosions</i> , pp.15-19.
July 1854	Bolton Market	Report on failure of substructure.	<i>MG</i> , 5 July 1854, 24 March 1855, 14 April 1855, 20 December 1855; <i>The Builder</i> , 8 January 1853, 24; The Architectural History Practice Limited, 'Bolton Market Hall', 2004.
1 Mar 1855	Dean of Guild Court of Glasgow	Smoke Nuisance. (with J Leslie and R Johnston).	<i>UIfE</i> , pp.lxxxv-xciv.
1855	Board of Trade	'On the Comparative Merits of the Machinery of the Paris Universal Exhibition, 1855'.	<i>UIfE3</i> , pp.125-179.
1855	BAAS Glasgow.	'On Metals used for Artillery'. (Committee report)	<i>BAAS1855</i> , p.100.
c1855	Woolwich Arsenal	'Experiments on the Iron Targets at the Arsenal, Woolwich'.	<i>UIfE</i> , pp.xcv-xcviii.
1856	BAAS Cheltenham.	'On the Tensile Strength of Wrought Iron at various temperatures'.	<i>UIfE2</i> , pp.96-128; <i>BAAS Report, 1856</i> , pp.405-22; <i>Life</i> , pp.483-4; W Fairbairn, 'Sulla resistenza allo strappamento del ferro malleabile a varie temperature', <i>Il Nuovo Cimento</i> , 7.1, December 1858.
1857	Court, Merthyr Tydvil	Boiler Gauges.	<i>MG</i> , 18 February 1857.
April 1857	Manchester Art Treasures Exhibition	Report on Safety of the Building. (with E Walters and D Bellhouse).	<i>MG</i> , 28 April 1857.
1857	Coroner's Court, Darwen.	Report on Explosion of Locomotive Boiler.	<i>MG</i> , 2 February 1857.
Dec. 1857	Coroner's Court, Huddersfield	Report on Boiler Explosion.	<i>Observer</i> , 6 December 1857.
April 1858	Oxford Museum	Report on stability of ironwork.	F O'Dwyer, <i>The Architecture of Deane and Woodward</i> , (1997), pp.264-7.
1858	Coroner's Court, Bacup.	Report on Boiler explosion at Dean, Rossendale.	McEwan, <i>Historic Explosions</i> , pp.36-9.
1858	Coroner's Court, Manchester	Report on Boiler Explosion at Sharp Stewart & Co.	<i>The Engineer</i> , 16 July 1858, pp.37-8.
1858	BAAS Leeds	'On Shipping Statistics',	<i>BAAS1858</i> , pp.239-60.
1858	BAAS Leeds.	'The Patent Laws'. (Committee report, presented by Fairbairn)	<i>BAAS1858</i> , pp.164-7.
1858	BAAS Leeds	'On the Collapse of Glass Globes and Cylinders'.	<i>BAAS1858</i> , pp.174-6; <i>The Engineer</i> , 6, 1858, 309.
1859	BAAS Aberdeen	'The Patent Laws'. (Committee report, presented by Fairbairn)	<i>BAAS1859</i> , pp.191-3.
1860	BAAS Oxford	'Experiments to determine the effect of Vibratory Action and long-continued changes of load upon Wrought Iron Girders'.	<i>BAAS1860</i> , pp.45-8; <i>Life</i> , p.413; Walker, p.211; <i>CE&AJ</i> , 23, 1860, 257-60.
Nov. 1860		Report on Bonelli's electric loom.	<i>The Engineer</i> , 2 November 1860, 298.
1861	BAAS Manchester	'Experiments to determine the effect of Vibratory Action and long-continued changes of load upon Wrought Iron Girders', (continued from Oxford meeting).	<i>BAAS1861</i> , pp.286-9; <i>Life</i> , p.413; <i>CE&AJ</i> , 24, 1861, 327-9.
1861	BAAS Manchester	'On the Resistance of Iron plates to Statical Pressure and the Force of Impact by Projectiles at High Velocities'.	<i>BAAS1861</i> , pp.280-6; <i>Life</i> , Chapter 20.

1861	Iron Armour Committee	'On the Mechanical Properties of Specimens of the Iron and Steel Plates subjected to Experiments with Ordnance, their Strength, Ductility, Resistance to Punching Force &c.'	P Barlow, <i>A Treatise on the Strength of Materials</i> , (New Edition 1867), pp.216-32; <i>Life</i> , p.359, Chapter 20.
1862	Iron Armour Committee	'On the Resistance of different kinds of Shot to a Force tending to crush them, and the forms they assume under Pressure. '	<i>Life</i> , p.359, Chapter 20.
1862	Iron Armour Committee	'Experiments in Punching'.	<i>Life</i> , p.359, Chapter 20.
1862	1862 Exhibition	Report to the Commissioners of the 1862 Exhibition.	<i>Popular Science Review</i> , 1863, 317-26.
1862	1862 Exhibition	'On the Machinery department of the International Exhibition of 1862'.	<i>UlfE3</i> , pp.180-203; <i>The Engineer</i> , 7, 4 April 1862, 234-5; <i>Popular Science Review</i> , January 1863.
1863	Iron Armour Committee	'On the Mechanical Properties of Iron Plates'.	<i>Life</i> , p.359, Chapter 20.
1863	Iron Armour Committee	'On the Manufacture of Armour Plates'.	<i>Life</i> , p.359, Chapter 20.
1863	Iron Armour Committee	Experiments to test the value of annealing Armour Plates'.	<i>Life</i> , p.359, Chapter 20.
1863	Iron Armour Committee	'On the Tenacity of Cast-Iron Shot'.	<i>Life</i> , p.359, Chapter 20.
1863	BAAS Newcastle	'The Application of Gun Cotton to Warlike Purposes'. (committee report).	<i>BAAS1863</i> , pp.1-33.
1864	Railway Department, Board of Trade	'Report of Mr. Fairbairn to the Board of Trade of his Experiments for ascertaining the Strength of Iron Structures, 1864'.	P Barlow, <i>A Treatise on the Strength of Materials</i> , (New Edition 1867), pp.232-50; <i>The Engineer</i> , 11 November 1864, 293-5.
1864	BAAS Bath.	'The Application of Gun Cotton to Warlike Purposes'. (Second report) (committee included Fairbairn, Whitworth, Nasmyth, Russell, Anderson, Armstrong)	<i>BAAS1864</i> , p.75.
1864	Iron Armour Committee	'On the Mechanical Properties of Iron Plates'.	<i>Life</i> , p.359, Chapter 20.
1864	Iron Armour Committee	'On the Manufacture of Armour Plates'.	<i>Life</i> , p.359, Chapter 20.
1864	Iron Armour Committee	'General Summary of Results'.	<i>Life</i> , p.359, Chapter 20.
1865	BAAS Birmingham	The Application of Gun Cotton to Warlike Purposes'. (Third committee report).	<i>BAAS1865</i> , p.264; <i>MM</i> , 22 September 1865, 181.
1865	BAAS Birmingham	'The Strength of Materials considered in relation to the construction of Ships'. (with Thomas Tate)	<i>BAAS Report, 1865</i> , pp.243ff.
July 1866		Tests of Cross beams for the Lune Viaduct.	<i>Barlow, Treatise, p.251.</i>
Aug. 1866	Wallasey Local Board	'Strengthening of New Brighton Landing Stage'.	<i>Liverpool Mercury</i> , 10 and 14 August 1866.
1867	Coroner's Court, Manchester	Report on Failure of Platform Hoist at Miles Platting.	<i>MG</i> , 30 January 1867, 2 March 1867.
Sept. 1867	BAAS Dundee.	'Experimental Researches on the Mechanical properties of Steel'. [details of 135 experiments].	<i>BAAS1867</i> , pp.161ff.; <i>The Engineer</i> , 13 September 1867, 233-7.
1868		Report on Treadmill and Machinery at Walton Gaol, Liverpool.	<i>Engineering</i> , 28 August 1868, 181, and 4 September 1868, 209.
1869	BAAS Exeter	'Experimental researches on the Mechanical Properties of Steel'. (An Experimental Enquiry into the Strength, Elasticity, Ductility, and other properties of Steel manufactured by the Barrow Hæmatite Steel Company).	<i>BAAS1869</i> , pp.96-150; <i>The Engineer</i> , 28 July-Dec.1869, 130-6; <i>Engineering</i> , August 1869, 152-3; W Fairbairn, ' <i>An Experimental Enquiry into the Strength, Elasticity, Ductility, and other properties of Steel manufactured by the Barrow Hæmatite Steel Company</i> ' (1869).
1869	BAAS Exeter	'Investigation of steam boiler explosions'. (committee included Fairbairn, Whitworth, Penn, Hick, Mason, Fletcher).	<i>BAAS1869</i> , pp.47-64; <i>The Engineer</i> , 28, July-Dec.1869, 238; <i>MG</i> , 24 August 1869.
1870	BAAS Liverpool	'Legislating on Steam Boiler Explosions'.	<i>BAAS1870</i> , pp.1-9.
1871	BAAS Edinburgh	'Legislating on Steam Boiler Explosions'.	<i>BAAS1871</i> , p.166.
1872	BAAS Brighton	'Legislating on Steam Boiler Explosions'.	<i>BAAS1872</i> , p.57.

